


Name: _____

1st Grade ELA Packet

Modified Version

April 13th – April 17th



Brighter Choice Charter School For Boys

Parents please note that moving forward all academic packets will be available on our website at www.brighterchoice.org under the heading "Remote Learning." All academic packet assignments are mandatory and must be completed by all scholars. Online assignments are to be completed if you have access to technology. If you are **unable to access packets online, every Wednesdays between the hours of 8:00am-11:00am someone will be at our school** to provide a hard copy. We thank you greatly for your continued support.

With Much Appreciation,

The Intervention Team

Date ELA	Standards <i>Identify CC standards that scholars would benefit from practice. Reflect back to CFU notes or past assessment data</i>	Description of Packet Assignment (30 minutes of work)	Online Assignment
4.13.20 20	RI 1.2 Ask and answer questions about key details in a text.	<ol style="list-style-type: none"> 1. Read the <u>Moose</u> article and answer the 3 questions. 2. Complete Main Idea page and circle the sentence that matches each picture. 3. Trace and write each uppercase alphabet letter. 	https://www.getepic.com/sign-in Download the app or go to the website above. This is an all FREE website where the boys can pick the books and some will even read the books to the boys
4.14.20	RI.1.9 Identify basic similarities in and differences between two texts on the same topic (e.g., in illustrations, descriptions, or procedures).	<ol style="list-style-type: none"> 1. Complete <u>Friendly Pets</u> cut and paste. 2. Complete <u>Look at the Sky</u> cut and paste. 3. Trace and write each lowercase alphabet letter. 	https://www.youtube.com/watch?v=kRIPkoJL194 Watch this video and learn more about comparing and contrasting
4.15.20 20	RI 1.6 Distinguish between information provided by pictures or other illustrations and information provided by the words in a text.	<ol style="list-style-type: none"> 1. Complete <u>Picture or Words Page</u>. 2. Complete the <u>Compare and Contrast</u> page about Monkeys and Apes. 	Abmouse.com would be a good resource for this!
4.16.20 20	RI 1.7 Use the illustrations and details in a text to describe its key ideas.	<ol style="list-style-type: none"> 1. Complete <u>Exact Words</u> worksheet. 2. Complete <u>Missing Sounds</u> Worksheet 	Abcmouse.com is a good resource for this!
4.17.20 20	RI.1.9 Identify basic similarities in and differences between two texts on the same topic (e.g., in illustrations, descriptions, or procedures)	<ol style="list-style-type: none"> 1. Complete <u>Fish and Whale</u> compare and contrast page. Write how they are the same and different in the appropriate box. 2. Complete <u>Picture Matching</u> Worksheet. 	https://www.youtube.com/watch?v=6pRlaKq3L5I Watch this video about compare and contrast!

Name:

Date: April 13, 2020

BCCS-Boys

College: RPI Siena Union

ELA Packet

RPI

U




Parent/Scholar Notes: These are notes that can/should be shared with scholar's teacher	
Today my scholar was successful with....	Today my scholar struggled with understanding...

Parent Signature: _____

Reading Comprehension

Name: _____




Directions: Read the text 3 times and color the snowflakes.

I see a moose.

The moose is a big animal.

They like to eat plants.

You have to go to the mountains to see the moose.



1. I see a _____.

2. What do they like to eat?

They eat _____.

3. Which one is a moose?

a.



b.



c.



The Main Idea

Look at each picture then read each set of sentences.
Circle the sentence that tells the main idea of each picture.

- 1 The mechanic works hard fixing cars.
2 The mechanic never fixes anything.



- 1 The dinosaur is friendly.
2 The dinosaur is angry.

- 1 My dog does not like to get wet.
2 I like playing with my dog in the pool.



Handwriting Practice: A through Z

A A

B

C

D

E

F

G

H

I

J

K

L

M

N

O

P

Q

R

S

T

U

V

W

X

Y

Z

Name:

Date: April 14, 2020

BCCS-Boys

College: RPI Siena Union

ELA Packet

RPI

U



Parent/Scholar Notes: These are notes that can/should be shared with scholar's teacher

Today my scholar was successful with....

Today my scholar struggled with understanding...


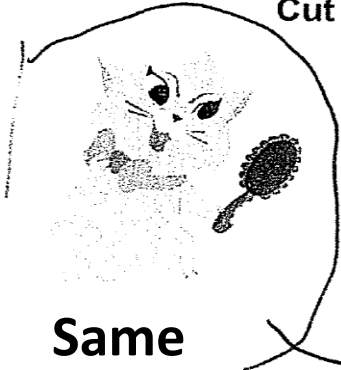
Parent Signature: _____

Name: _____

Compare
and
Contrast

Friendly Pets

Cut and glue each word/sentence in the correct column.



←
Dog
Cats
Both
* Same

Meow

Have tails

Bark

Walk on a leash	Bark	Have tails	Meow
Like to climb trees	Don't Walk on a leash	Play fetch	Need to visit the vet





Look at the Sky

Directions: Cut and paste the pictures below into the word it matches in the diagram.

Day

Night

Both



Writing Practice

a-z

a b c d

e f g h

i j k l

m n o p

q r s t

u v w x

y z

Name:

Date: April 15, 2020

BCCS-Boys

College: RPI Siena Union

ELA Packet

RPI

U



Parent/Scholar Notes: These are notes that can/should be shared with scholar's teacher

Today my scholar was successful with....

Today my scholar struggled with understanding...

Parent Signature: _____

Name: _____ Date : _____

PICTURE OR WORDS?

Directions: Read the short paragraph and look at the related picture. Then answer the following questions by identifying if the information is provided by an author (words), or an illustrator (pictures). Circle the correct answer.

Autumn is the transition from summer into winter.
Autumn, also known as fall in North America, is one of the four seasons on Earth.

1. Autumn is known as fall in North America.


I learned this from:



author (words)



illustrator (picture)



2. Orange, red, and yellow leaves fall from the trees in the fall season.

I learned this from:



author (words)



illustrator (picture)

Bats are flying mammals. They are nocturnal ² (active at night). Bats can see in the dark using a special skill called echolocation.

1. Bats hang upside down.


I learned this from:



author (words)



illustrator (picture)



2. Bats are active at night. ²

I learned this from:



author (words)





illustrator (picture)

COMPARE AND CONTRAST

Compare: Telling how things are alike.

Contrast: Telling how things are different.

Put a check mark in each box if it tells about monkeys or apes.
Then use the chart to compare and contrast the two animals.

		
Large and heavy	Big	/
Is a primate	/	/
No tail	/	/
Has two eyes	/	/
Long tail	/	/
Only lives in trees	/	/

Now write a sentence comparing a monkey and a gorilla.
Then write a sentence contrasting the two animals.

A monkey

An gorilla

They are the same because

Name:

Date: April 16, 2020

BCCS-Boys

College: RPI Siena Union

ELA Packet

RPI

U



Parent/Scholar Notes: These are notes that can/should be shared with scholar's teacher	
Today my scholar was successful with....	Today my scholar struggled with understanding...

Parent Signature: _____

Exact words

Use exact words to frame the sentence describing each picture.

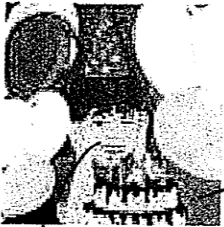
Finish each sentence below with the exact word.

1. The teacher is reading a book.
(teacher, woman)



2. The teacher is sitting on a big _____ chair.
(colored, purple)

3. The students love listening to story _____.
(magazines, books)



Look at the picture. Use words that relate to the picture to write two sentences.

cake

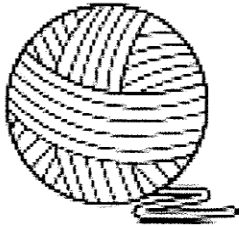
1.

boy


2.

Missing Sounds!

Write the missing letter for each word in the blanks.



___arn



___an



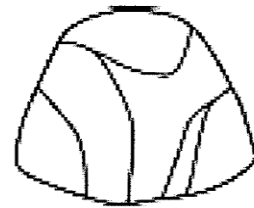
___ear



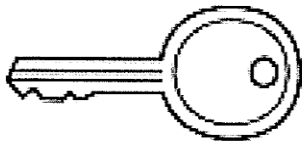
___oll



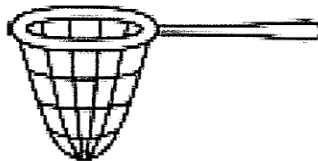
___am



___ock



___ey



___et



___ggs

Name:

Date: April 17, 2020


BCCS-Boys

College: RPI Siena Union

ELA Packet

RPI

U



Parent/Scholar Notes: These are notes that can/should be shared with scholar's teacher

Today my scholar was successful with....

Today my scholar struggled with understanding...

Parent Signature: _____

Word and Picture Matching

Directions: Draw a line from the word that matches the picture. Next, write the name of the word in the empty box next to each picture.

Cat

Tap

Fox

Pen

Tub

Hat

Lip





cat

**Compare and Contrast:
Fish and Whales**

Your Name _____

Write some of the similarities and differences between fish and whales.


 Fish	 Whale	
Fish Only	(Fish) and (Whales)	(Whales) Only
Have Scales	Can Swim	Have Skin

Name: _____

1st Grade Math Packet

Modified Version

April 13th – April 17th



Brighter Choice
Charter School For Boys

Parents please note that moving forward all academic packets will be available on our website at www.brighterchoice.org under the heading "Remote Learning." All academic packet assignments are mandatory and must be completed by all scholars. Online assignments are to be completed if you have access to technology. If you are **unable to access packets online, every Wednesdays between the hours of 8:00am-11:00am someone will be at our school** to provide a hard copy. We thank you greatly for your continued support.

With Much Appreciation,

The Intervention Team

Date Math	Standards <i>Identify CC standards that scholars would benefit from practice. Reflect back to CFU notes or past assessment data</i>	Description of Packet Assignment (30 minutes of work)	Online Assignment
4.13.2020	<u>1.OA.C.6</u> Add and subtract within 20, demonstrating fluency for addition and subtraction within 10. Use strategies such as counting on; making ten (e.g., $8 + 6 = 8 + 2 + 4 = 10 + 4 = 14$); decomposing a number leading to a ten (e.g., $13 - 4 = 13 - 3 - 1 = 10 - 1 = 9$); using the relationship between addition and subtraction (e.g., knowing that $8 + 4 = 12$, one knows $12 - 8 = 4$); and creating equivalent but easier or known sums (e.g., adding $6 + 7$ by creating the known equivalent $6 + 6 + 1 = 12 + 1 = 13$).	<ol style="list-style-type: none"> 1. Complete <u>Addition Facts up to 20</u> worksheet 2. Complete <u>Subtraction Facts up to 10</u> worksheet 	Starfall.com have many math games!
4.14.20	<u>1.MD.C.4</u> Organize, represent, and interpret data with up to three categories; ask and answer questions about the total number of data points, how many in each category, and how many more or less are in one category than in another	<ol style="list-style-type: none"> 1. Complete <u>Our Favorite Ice Cream</u> worksheet 2. Complete <u>Our Favorite Pet</u> worksheet 	Starfall.com have many math games!
4.15.2020	<u>1.NBT.A.1</u> Count to 120, starting at any number less than 120. In this range, read and write numerals and represent a number of objects with a written numeral.	<ol style="list-style-type: none"> 1. Write numbers 1-50. 2. Write the Missing Numbers in the house page 	Abmouse.com would be a good resource for this!

4.16.2020	<p><u>1.OA.C.6</u> Add and subtract within 20, demonstrating fluency for addition and subtraction within 10. Use strategies such as counting on; making ten (e.g., $8 + 6 = 8 + 2 + 4 = 10 + 4 = 14$); decomposing a number leading to a ten (e.g., $13 - 4 = 13 - 3 - 1 = 10 - 1 = 9$); using the relationship between addition and subtraction (e.g., knowing that $8 + 4 = 12$, one knows $12 - 8 = 4$); and creating equivalent but easier or known sums (e.g., adding $6 + 7$ by creating the known equivalent $6 + 6 + 1 = 12 + 1 = 13$).</p>	<p>1. Complete <u>Adding Sentences to 12</u> worksheet.</p> <p>2. Complete <u>Subtracting in Space</u> worksheet.</p>	<p>Abcmouse.com is a good resource for this!</p>
4.17.2020	<p>1.MD.A.1 Order three objects by length; compare the lengths of two objects indirectly by using a third object</p>	<p>1. <u>Ordering Sizes</u> worksheet</p> <p>2. Complete <u>Length</u> worksheet</p>	<p>Starfall.com have many math games!</p>

Horizontal Addition

Directions: Add and solve each problem below.

$$\begin{array}{r} 1 \\ \downarrow \\ 1 \end{array} + \begin{array}{r} 2 \\ \downarrow \\ 2 \\ \downarrow \\ 2 \\ \downarrow \\ 2 \end{array} = \underline{3}$$

$$\begin{array}{r} 3 \\ \downarrow \\ 3 \\ \downarrow \\ 3 \\ \downarrow \\ 3 \end{array} + \begin{array}{r} 2 \\ \downarrow \\ 2 \\ \downarrow \\ 2 \\ \downarrow \\ 2 \end{array} = \underline{5}$$

$$5 + 6 = \underline{\quad}$$

$$5 + 4 = \underline{\quad}$$

$$4 + 5 = \underline{\quad}$$

$$6 + 5 = \underline{\quad}$$

$$5 + 6 = \underline{\quad}$$

$$9 + 8 = \underline{\quad}$$

$$10 + 9 = \underline{\quad}$$

$$6 + 7 = \underline{\quad}$$

$$4 + 3 = \underline{\quad}$$

$$7 + 6 = \underline{\quad}$$

$$8 + 7 = \underline{\quad}$$

$$6 + 7 = \underline{\quad}$$

$$1 + 2 = \underline{\quad}$$

$$10 + 9 = \underline{\quad}$$

$$1 + 2 = \underline{\quad}$$

$$5 + 4 = \underline{\quad}$$

$$10 + 9 = \underline{\quad}$$

$$3 + 4 = \underline{\quad}$$

$$2 + 1 = \underline{\quad}$$

Horizontal Subtraction

Directions: Subtract and solve each problem below.



$$\boxed{10} - \underline{5} = \underline{5}$$

1 2 3 4 5

$$\boxed{7} - \underline{1} = \underline{6}$$

1 2 3 4 5 6

$$8 - 0 = \underline{\quad}$$

$$6 - 6 = \underline{\quad}$$

$$9 - 9 = \underline{\quad}$$

$$5 - 4 = \underline{\quad}$$

$$2 - 1 = \underline{\quad}$$

$$1 - 1 = \underline{\quad}$$

$$5 - 3 = \underline{\quad}$$

$$3 - 1 = \underline{\quad}$$

$$4 - 3 = \underline{\quad}$$

$$1 - 0 = \underline{\quad}$$

$$2 - 0 = \underline{\quad}$$

$$6 - 2 = \underline{\quad}$$


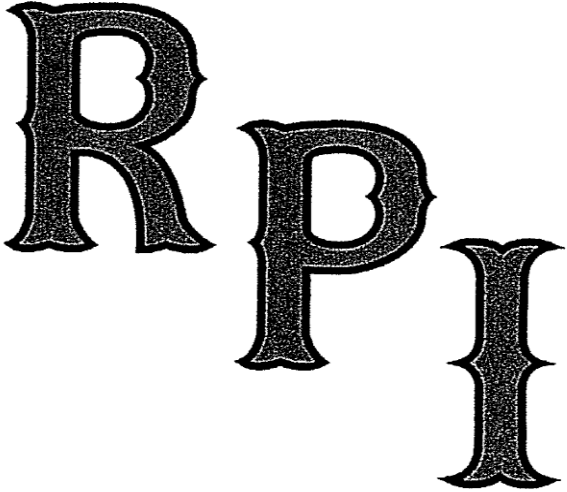
Name:

Date: April 14, 2020

BCCS-Boys

College: RPI Siena Union

Math Packet



Parent/Scholar Notes: These are notes that can/should be shared with scholar's teacher	
Today my scholar was successful with....	Today my scholar struggled with understanding...




Parent Signature: _____

Name _____

Interpreting Data From A Tally Graph

Complete the graph and use the data to answer the questions.

Our Favorite Ice Cream Flavor

Flavor	Tally Marks	#
chocolate		10
vanilla		—
strawberry		—


1. How many people like chocolate? _____

2. How many people like vanilla? _____

3. How many people like strawberry? _____

4. Which had the most? _____

5. Which had the least? _____

6. How many more people like strawberry than chocolate? 

Name:

Date: April 15, 2020

BCCS-Boys

College: RPI Siena Union

Math Packet

RPI

U



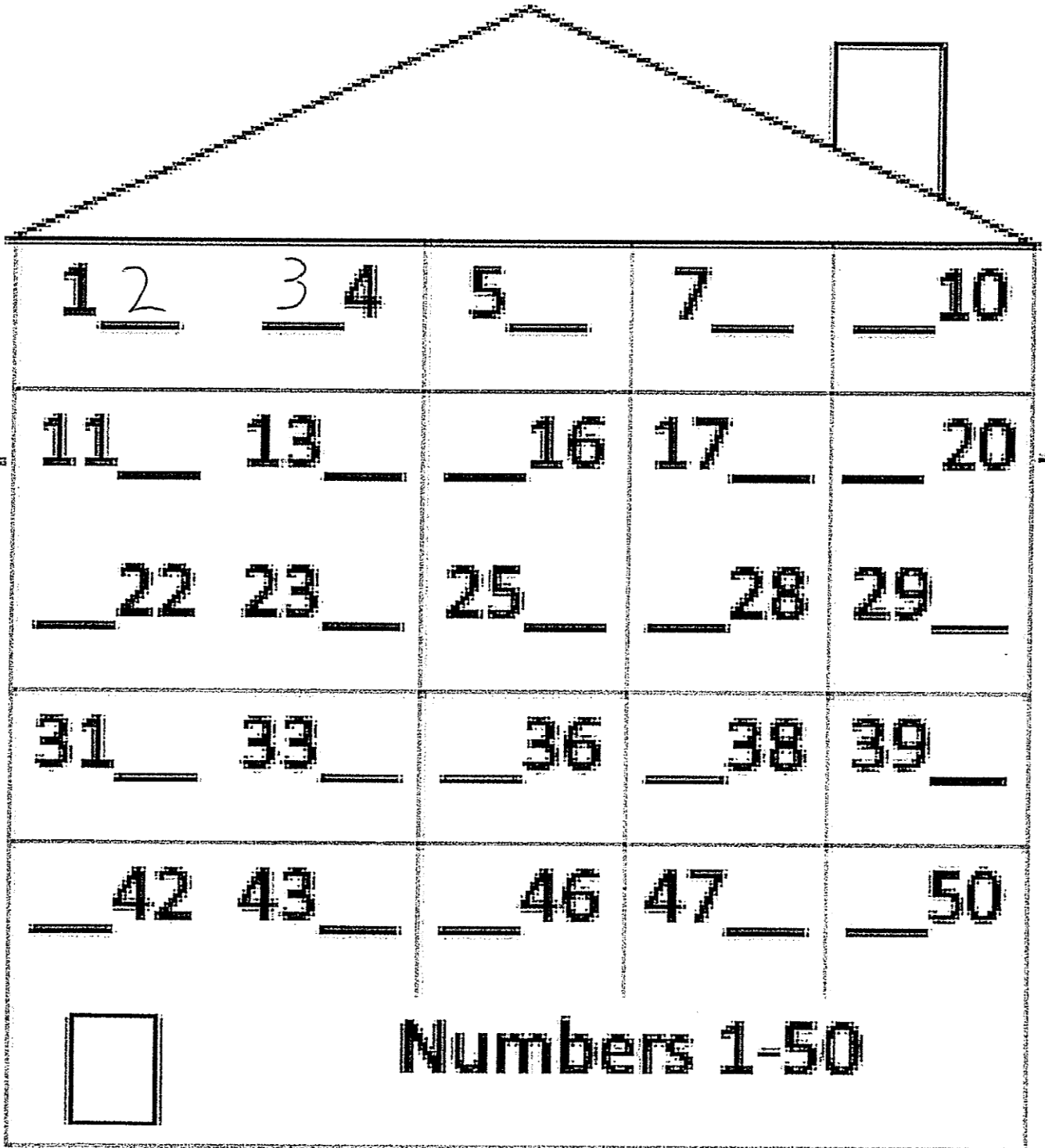
Parent/Scholar Notes: These are notes that can/should be shared with scholar's teacher

Today my scholar was successful with....

Today my scholar struggled with understanding...

Parent Signature: _____

Directions: Write-in the missing house numbers.





Name:

Date: April 16, 2020

BCCS-Boys

College: RPI Siena Union

Math Packet



Parent/Scholar Notes: These are notes that can/should be shared with scholar's teacher	
Today my scholar was successful with....	Today my scholar struggled with understanding...

Parent Signature: _____


Name _____


Date _____




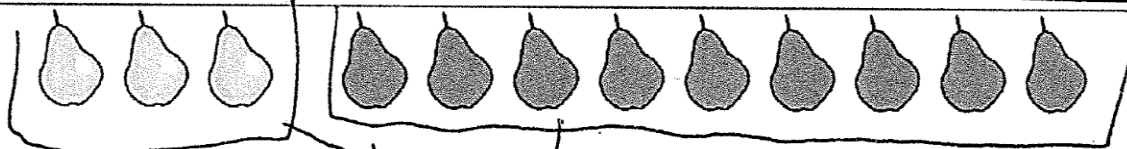
ADDITION SENTENCES TO 12 SHEET 6

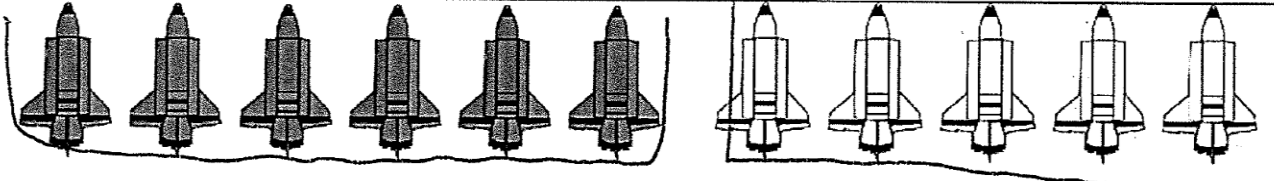
Write the addition sentence that matches each picture.

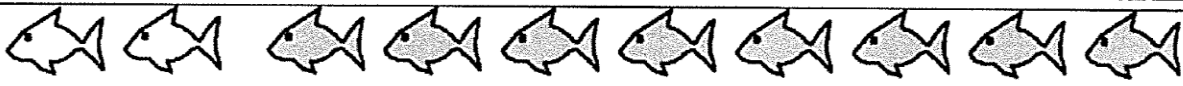
1) 
 $6 + 3 = 9$

2) 
_____ + _____ = _____

3) 
_____ + _____ = _____

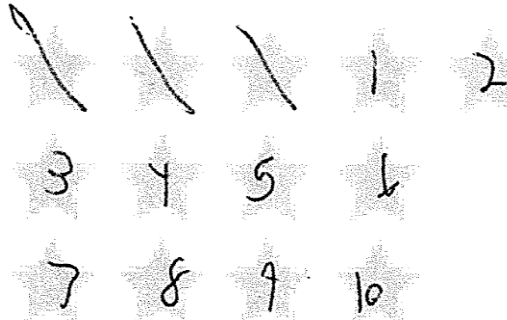
4) 
_____ + _____ = _____

5) 
_____ + _____ = _____

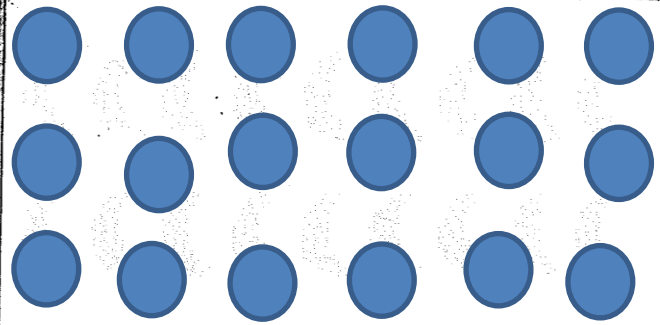
6) 
_____ + _____ = _____

Space Subtracting


Directions: Count all the objects in each group. Cross-out the objects in each group to show how many you are subtracting. Count how many are left and write your answer.




1. $13 - 3 = \underline{\quad}$




2. $18 - 7 = \underline{\quad}$




3. $15 - 4 = \underline{\quad}$



4. $20 - 8 = \underline{\quad}$



5. $16 - 3 = \underline{\quad}$



6. $17 - 7 = \underline{\quad}$

Name:

Date: April 17, 2020

BCCS-Boys

College: RPI Siena Union

Math Packet

RPI

U



Parent/Scholar Notes: These are notes that can/should be shared with scholar's teacher	
Today my scholar was successful with...	Today my scholar struggled with understanding...

Parent Signature: _____



Name: _____

Score: _____

Ordering Sizes

Directions: Order the pictures from **smallest** to **biggest**.


1)



2)



3)



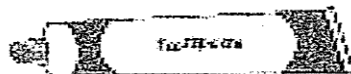

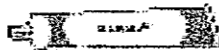
4)



Directions: Order the pictures from **biggest** to **smallest**.



7)





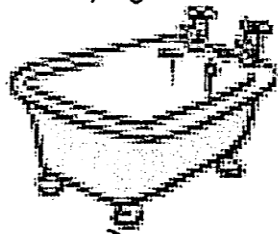
8)






Length

Directions: Number each picture starting from **smallest** to **biggest**.




Small
↓
big

<p>hanger</p>  <p>2</p> <hr/>	<p>stapler</p>  <p>1</p> <hr/>	<p>tub</p>  <p>3</p> <hr/>
--	---	---

Small
↓
big

<p>Spoon</p>  <p>_____</p>	<p>bat</p>  <p>_____</p>	<p>toaster</p>  <p>_____</p>
---	---	---

Small
↓
big

<p>ring</p>  <p>_____</p>	<p>glasses</p>  <p>_____</p>	<p>bed</p>  <p>_____</p>
--	---	---