


Name _____

Kindergarten Remote Learning Packet

Weeks 4-6

April 20th-May 8th



Parents please note that all academic packets are mailed home to scholars but are also available on our website at www.brighterchoice.org under the heading "Remote Learning." All academic packet assignments are mandatory and must be completed by all scholars. Online assignments are to be completed if you have access to technology. If you are unable to access packets online, every Wednesday between the hours of 8:00am-11:00am someone will be at our school to provide a hard copy. We thank you greatly for your continued support!



Dear SUNY Cortland and Morrisville Families,

Enclosed is the next 3 weeks-worth of work for your scholar. These Math and ELA lessons will be for April 20th-May 8th 2020. The lessons have a corresponding date on top of the sheet so that you and your scholar know which assignments are to be done on each day. Some assignments will require the assistance of a parent/guardian. All Math and ELA lessons will be counted towards your scholar's overall grade for the third trimester.

This week we have added supplemental reading and writing material that will target word families, rhyming, and onset rime. The "**onset**" is the initial phonological unit of any word ("**c**" in **cat**) and the term "**rime**" refers to the string of letters that follow, usually a vowel and final consonants ("**at**" in **cat**). Scholars will also be reintroduced to previous spelling words as well as new words in order to promote continuity in their phonological awareness. Scholars will receive a list of words in the ELA section of the packet where they will need to write their words 3 times each. Scholars will complete the spelling lists with the corresponding date on top with the other lessons for that day.

We will continue to reach out to you via email, the Remind App or phone call to see what scholars understood and what they are struggling with. This information will allow us to provide targeted videos on Brighter Choice's YouTube channel. If you have not done so, please download and join us on the Remind App so that you are receiving the most up-to-date announcements regarding academic information as well as any school-wide announcements. **On Tuesdays and Thursdays at 11:00 am for approximately 30 minutes the Kindergarten team will be hosting live ELA and Math lessons via Zoom.** We will reach out to you individually with specific details on how to join lessons. As always you can reach us at any of the listed forms of contact with any questions or concerns.

Stay safe,

Ms. Maisenbacher and Mrs. Dietzman

Kindergarten Remote Learning Scope and Sequence

Week 4

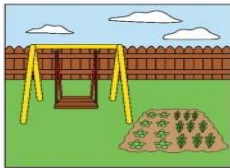
April 20th-April 24th

Date	Standards	Description of Packet Work	Supplemental Online Activities
4-20	<p>Math: K.G.1 Describe objects in the environment using names of shapes, and describe relative positions. K.G.2 Correctly name shapes regardless of their orientations or overall size.</p> <p>ELA: RL.K.1 With prompting and support, ask and answer questions about key details in a text. RL.K.9 With prompting and support, compare and contrast the adventures and experiences of characters in familiar stories.</p>	<p>Math: In this lesson, scholars will differentiate hexagons and circles from various 2D shapes.</p> <p>ELA: In this lesson, scholars will read two passages about two different topics and compare and contrast details from the passages by using a Venn Diagram. Scholars will then answer targeted questions related to the passages.</p>	<p>On YouTube please watch these videos prior to starting any of the assigned coursework.</p> <p>Math: Shapes for Kids 2D Shapes Shapes Song Shape Up Jack Hartmann https://www.youtube.com/watch?v=beTDz9HSNOM</p> <p>ELA: Compare and Contrast w/a Venn https://www.youtube.com/watch?v=HeDVQbSpHac&t=158s</p>
4-21	<p>Math: K.G.1 Describe objects in the environment using names of shapes, and describe relative positions.</p> <p>ELA: RL.K.1 With prompting and support, ask and answer questions about key details in a text. RL.K.9 With prompting and support, compare and contrast the adventures and experiences of characters in familiar stories.</p>	<p>Math: In this lesson, scholars will use terms above, below, behind, and in front of while listening to a parent or guardian read the steps of the assignment. Scholars will draw, rectangles, triangles, squares, circles and hexagons in accordance with the directions.</p> <p>ELA: In this lesson, scholars will read two passages about two different topics and compare and contrast details from the passages by using a Venn Diagram. Scholars will then answer targeted questions related to the passages.</p>	<p>On YouTube please watch these videos prior to starting any of the assigned coursework.</p> <p>Math: The Prepositions Song English Songs Scratch Garden https://www.youtube.com/watch?v=xyMrLQ4ZI-4</p> <p>ELA: Compare and Contrast w/a Venn https://www.youtube.com/watch?v=HeDVQbSpHac&t=158s</p>
4-22	<p>Math: K.G.4 Analyze and compare two- and three dimensional shapes, in different sizes and orientations</p> <p>ELA: RL.K.1 With prompting and support, ask and answer questions about key details in a text. RL.K.9 With prompting and support, compare and contrast the adventures and experiences of characters in familiar stories.</p>	<p>Math: In this lesson, scholars will visually compare given images and 3D shapes and locate or draw items that represent the give image of a 3D shape.</p> <p>ELA: In this lesson, scholars will read two passages about two different topics and compare and contrast details from the passages by using a Venn Diagram. Scholars will then answer targeted questions related to the passages.</p>	<p>On YouTube please watch these videos prior to starting any of the assigned coursework.</p> <p>Math: 3D Shapes Song Shapes for kids The Singing Walrus https://www.youtube.com/watch?v=quNdJ5MtX1A</p> <p>ELA: Compare and Contrast w/a Venn https://www.youtube.com/watch?v=HeDVQbSpHac&t=158s</p>

<p>4-23</p>	<p>Math: K.MD.3 Classify objects into given categories; count the number of objects in each category and sort K.G.3 Identify shapes as two-dimensional (lying in a plane “flat”) or three-dimensional (“solid”)</p> <p>ELA: RL.K.1 With prompting and support, ask and answer questions about key details in a text. RL.K.9 With prompting and support, compare and contrast the adventures and experiences of characters in familiar stories.</p>	<p>Math: In this lesson, scholars will use the terms cylinders, cubes, cones, and cubes and differentiate between the various shapes by circling.</p> <p>ELA: In this lesson, scholars will read two passages about two different topics and compare and contrast details from the passages by using a Venn Diagram. Scholars will then answer targeted questions related to the passages.</p>	<p>On YouTube please watch these videos prior to starting any of the assigned coursework.</p> <p>Math: 3D Shapes Song Shapes for kids The Singing Walrus https://www.youtube.com/watch?v=guNdJ5MtX1A</p> <p>The Prepositions Song English Songs Scratch Garden</p> <p>ELA: Compare and Contrast w/a Venn https://www.youtube.com/watch?v=HeDVQbSpHac&t=158 S</p>
<p>4-24</p>	<p>Math: K.G.1 Describe objects in the environment using names of shapes, and describe relative positions.</p> <p>ELA: RL.K.1 With prompting and support, ask and answer questions about key details in a text. RL.K.9 With prompting and support, compare and contrast the adventures and experiences of characters in familiar stories.</p>	<p>Math: In this lesson, scholars will use listen to a parent or guardian read steps 1-6. Scholars will hear terms above, below, in front of, beside, behind and next to in order to differentiate positional words with a given image.</p> <p>ELA: In this lesson, scholars will read two passages about two different topics and compare and contrast details from the passages by using a Venn Diagram. Scholars will then answer targeted questions related to the passages.</p>	<p>On YouTube please watch these videos prior to starting any of the assigned coursework.</p> <p>Math: The Prepositions Song English Songs Scratch Garden https://www.youtube.com/watch?v=xyMrLQ4ZI-4</p> <p>3D Shapes Song Shapes for kids The Singing Walrus https://www.youtube.com/watch?v=guNdJ5MtX1A</p> <p>ELA: Compare and Contrast w/a Venn https://www.youtube.com/watch?v=HeDVQbSpHac&t=158 S</p>


Use the following visuals to assist your child in answering questions relating to characters or setting.

Setting- where or when the story takes place



©TotallyAutism2018-2019

Characters- people or animals in the story



©TotallyAutism2018-2019

Name: _____

Date: Monday, April 20, 2020

BCCS-B

College: _____

Parent Signature: _____

(Parent signature is proof that parent reviewed work with scholar)

Parent/Scholar Notes: These are notes that can/should be shared with scholar's teacher	
Today my scholar was successful with....	Today my scholar struggled with understanding...

Common Core Standards and Skills:

ELA:

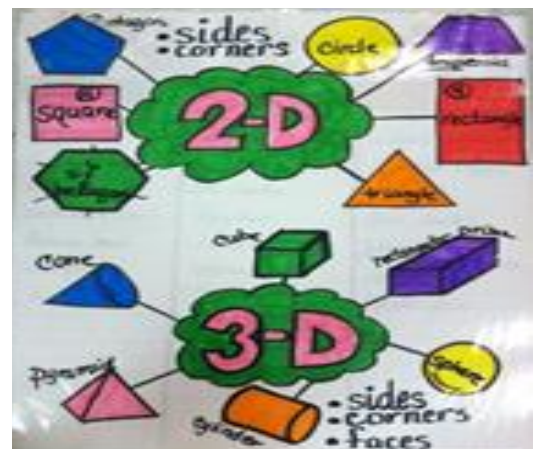
RL.K.1 With prompting and support, ask and answer questions about key details in a text

RL.K.9 With prompting and support, compare and contrast the adventures and experiences of characters in familiar stories.

Math:

K.G.1 Describe objects in the environment using names of shapes, and describe relative positions.

K.G.2 Correctly name shapes regardless of their orientations or overall size.



Name: _____

Date: April 20, 2020

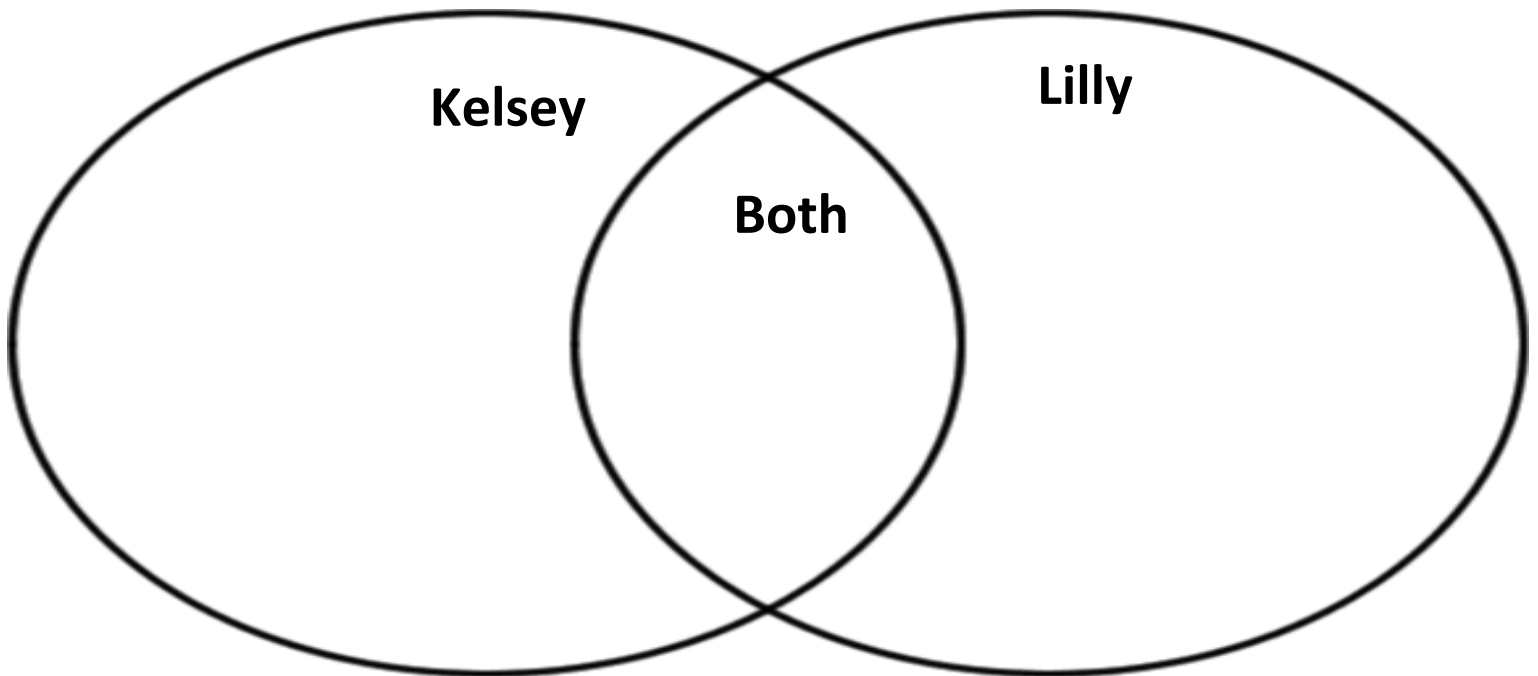
BCCS-B

SUNY Cortland/Morrisville

Directions: Read the following passage. Then complete the Venn Diagram and answer questions about the passage.

Sisters

Kelsey and Lilly are sisters. Kelsey is two years older than Lilly. She is four years old and Lilly is two. Both sisters have brown hair. Kelsey's eyes are brown but Lilly's eyes are more of a green color. Kelsey loves to read books and Lilly's favorite thing to do is put together puzzles. Both girls love to play with their dolls and their doll strollers. Although the girls are alike in some ways, they are different in many ways.



1. How is Kelsey different from Lily?

- A. Kelsey is younger
- B. Kelsey older
- C. Kelsey is taller

2. What do the sisters have in common?

- A. They both have brown eyes
- B. They both like puzzles
- C. They both have brown hair.

Name: _____

Date: April 20, 2020

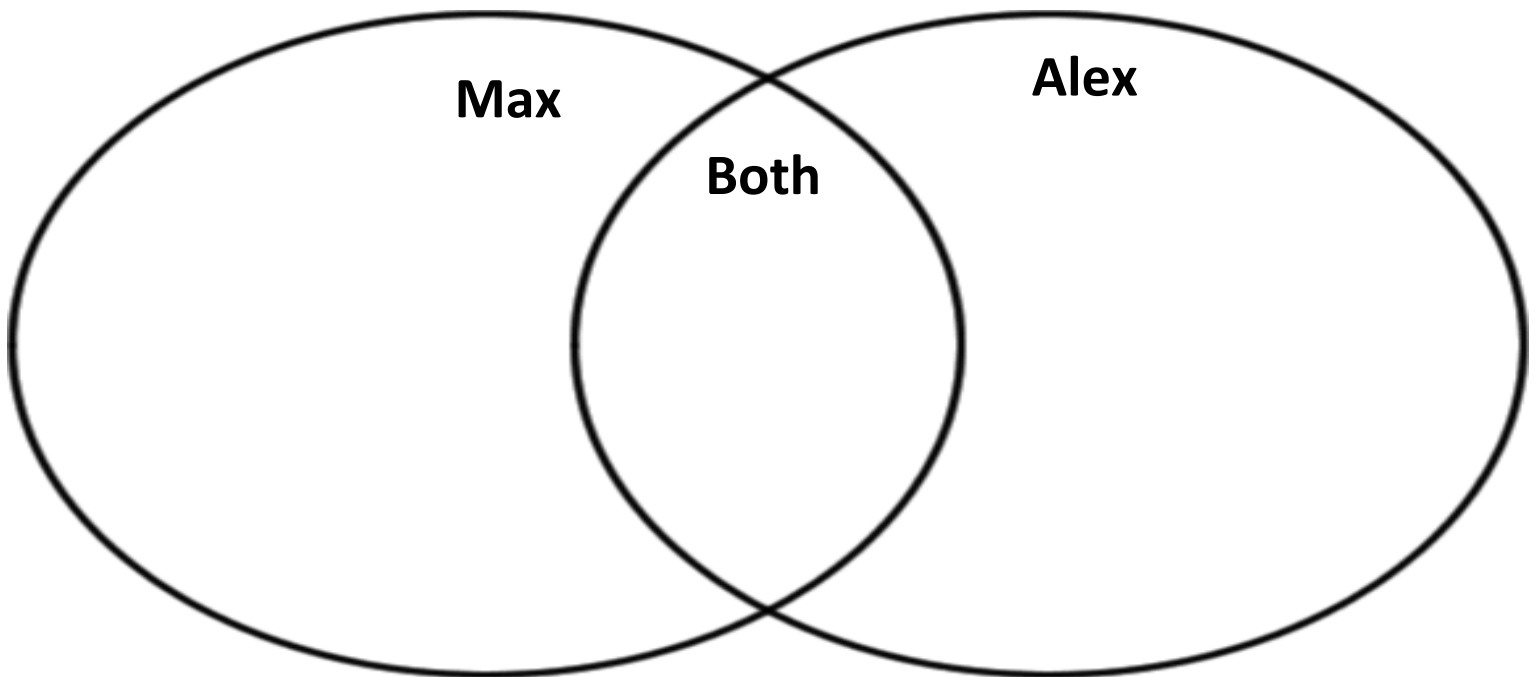
BCCS-B

SUNY Cortland/Morrisville

Directions: Read the following passage. Then complete the Venn Diagram and answer questions about the passage.

Dogs

Lilly has two dogs at her house. One dog, Max, is a small tan poodle. The other dog, Alex, is a black and white Dalmatian. Both dogs are males and love to play outside. Max loves to play all day and Alex likes to sleep more. Max is thirteen years old and Alex is seven. The two dogs are friends, but look very different. Max is a small dog and Alex is a very large. Dogs have a lot in common, but can also be very different.



1. How is Max different from Alex?

- A. Alex is younger
- B. Alex is older
- C. Alex is cuter

2. What do the dogs have in common?

- A. They both have brown eyes
- B. They both like to play outside
- C. They both have brown hair.

Name: _____

Date: April 20, 2020

BCCS-B

SUNY Cortland/Morrisville

Directions: Write the spelling words in the Word Bank below on the given lines 3 times each.

Word Bank

Dig Pig Pit Did Fit Sit Wig Bit Hit Lit

1. _____

2. _____

3. _____

4. _____

5. _____

6. _____

7. _____

8. _____

9. _____

10. _____


Name: _____

Date: April 20, 2020

BCCS-B

SUNY Cortland/Morrisville

Directions: Find the circles, and color them green. Find the hexagons, and color them yellow. Put an X on shapes that are not hexagons or circles.



Draw hexagons and circles.

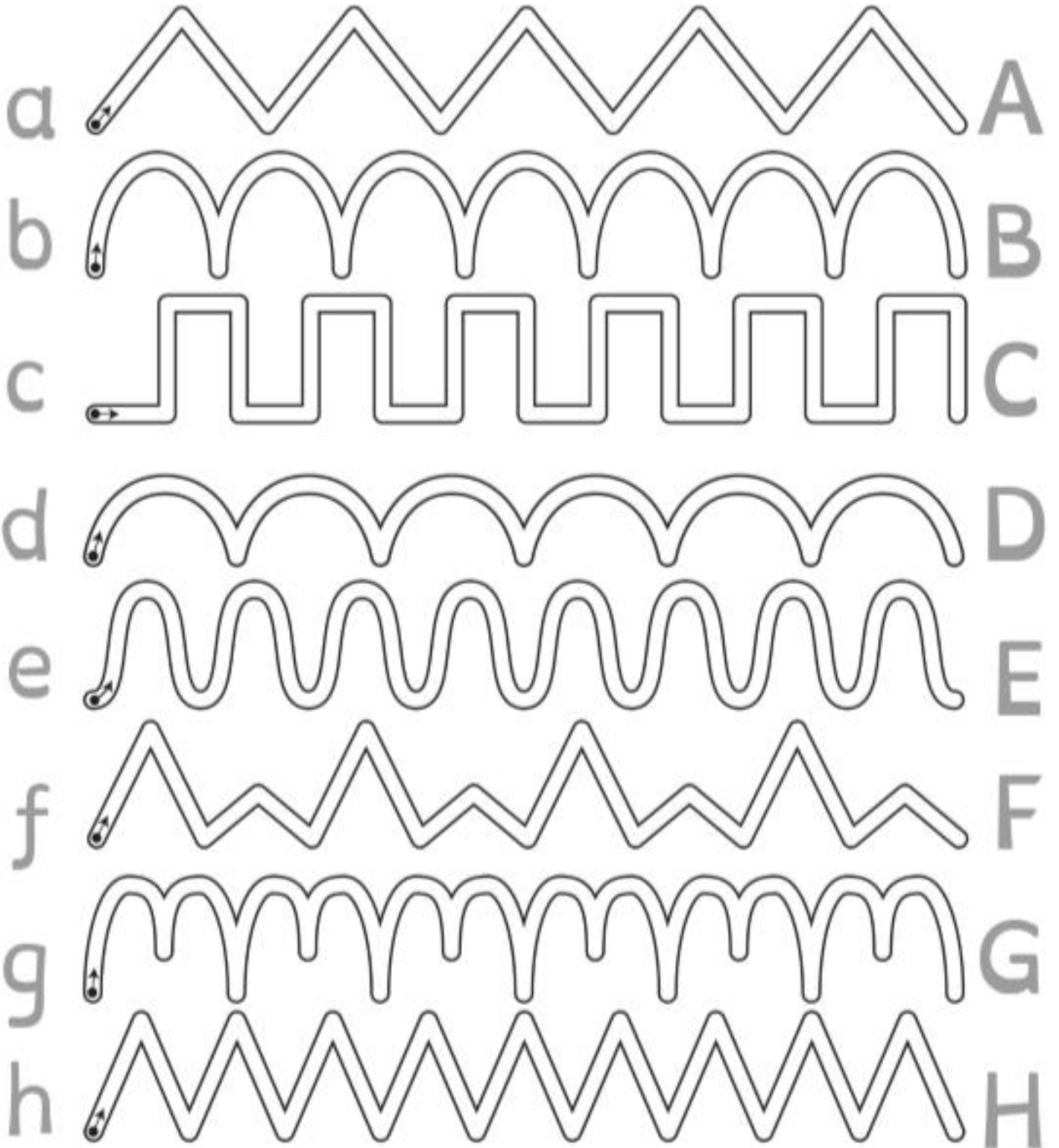
Name: _____

Date: April 20, 2020

BCCS-B

SUNY Cortland/Morrisville

Directions: Practice tracing the lines from the lowercase letter to the capital letter in order to build fine motor skills in your hands.





Day 1 Challenge!
April 20, 2020



1. Answer the following question.

What is your favorite thing to do in the Spring?

In the Spring I like to _____

2. Draw a picture of a cone.

Name: _____

Date: Tuesday, April 21, 2020

BCCS-B

College: _____

Parent Signature: _____

(Parent signature is proof that parent reviewed work with scholar)

Parent/Scholar Notes: These are notes that can/should be shared with scholar's teacher	
Today my scholar was successful with....	Today my scholar struggled with understanding...

Common Core Standards and Skills:

ELA:

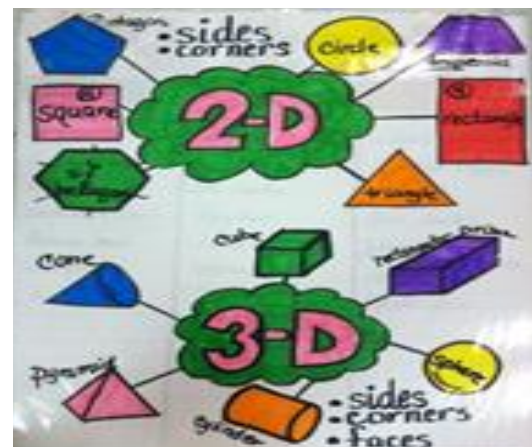
RL.K.1 With prompting and support, ask and answer questions about key details in a text

RL.K.9 With prompting and support, compare and contrast the adventures and experiences of characters in familiar stories.

Math:

K.G.1 Describe objects in the environment using names of shapes, and describe relative positions.

K.G.2 Correctly name shapes regardless of their orientations or overall size.



Name: _____

Date: April 21, 2020

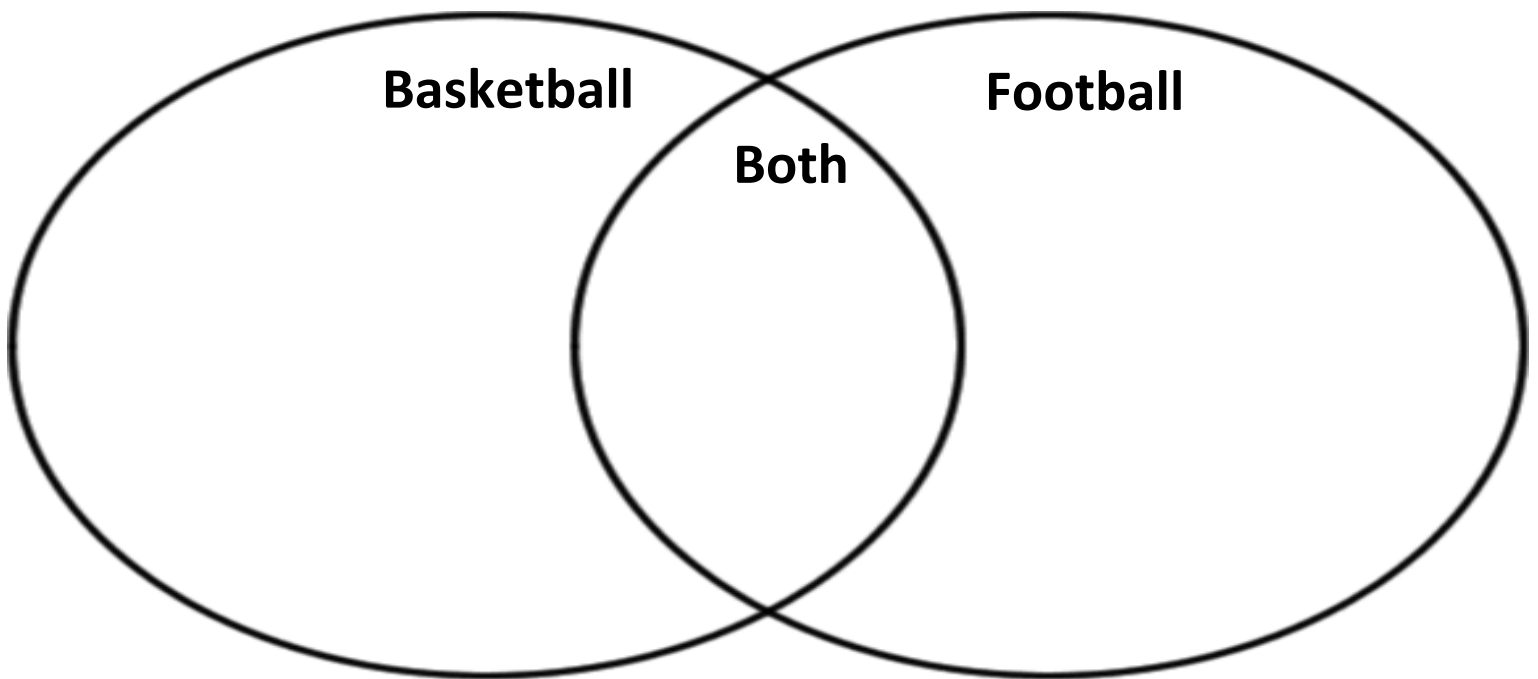
BCCS-B

SUNY Cortland/Morrisville

Directions: Read the following passage. Then complete the Venn Diagram and answer questions about the passage.

Sports

Basketball and football are two fun sports. Both sports involve a ball, two teams, offense and defense. Both need a coach, players, and a ball. Basketball is played on a court, while football is played on a field. A basketball is a round and orange ball and a football is a oblong, brown ball. Both sports are played through high school and college. They can also both be played professionally. The two sports are completely different, but at the same time they have some similarities.



1. **How is basketball different from football?**

- A. Both are played in high school
- B. Basketball use a round, orange ball
- C. Basketball uses an oblong ball

2. **What do the two sports have in common?**

- A. They both use a ball
- B. They are both played on a field
- C. They are both disliked.

Name: _____

Date: April 21, 2020

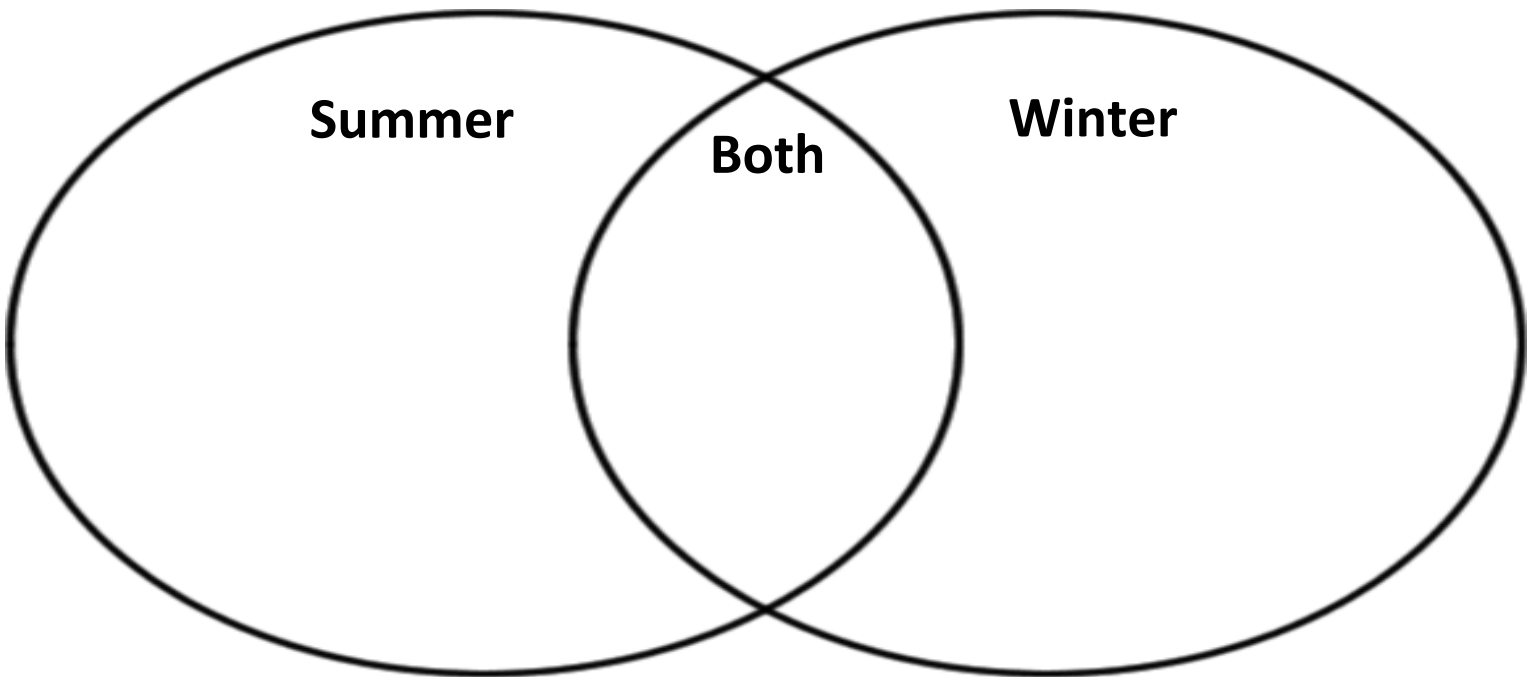
BCCS-B

SUNY Cortland/Morrisville

Directions: Read the following passage. Then complete the Venn Diagram and answer questions about the passage.

Seasons

Winter and Summer are two very different seasons in America's Midwest. The summer in the Midwest can have very sunny and warm weather, while the winter can be very chilly and snowy. People enjoy both seasons. Both seasons have sports that are played and activities to do outside. Some activities to enjoy outside in the summer are golfing and swimming. In the winter, many people enjoy skiing and sledding in the snow.



1. How is winter different from summer?

- A. People like to sled
- B. Summer is warmer than winter
- C. Winter is hot and summer is chilly.

2. What do the two seasons have in common?

- A. They both have snow
- B. They both have activities to enjoy
- C. They are both disliked.

Name: _____

Date: April 21, 2020

BCCS-B

SUNY Cortland/Morrisville

Directions: Write the spelling words in the Word Bank below on the given lines 3 times each.

Word Bank

Gut	Bun	But	Run	Fun	Sun	Hut	Rut	Cut	Pun
------------	------------	------------	------------	------------	------------	------------	------------	------------	------------

1. _____

2. _____

3. _____

4. _____

5. _____

6. _____

7. _____

8. _____

9. _____

10. _____

Name: Teacher Work Sample

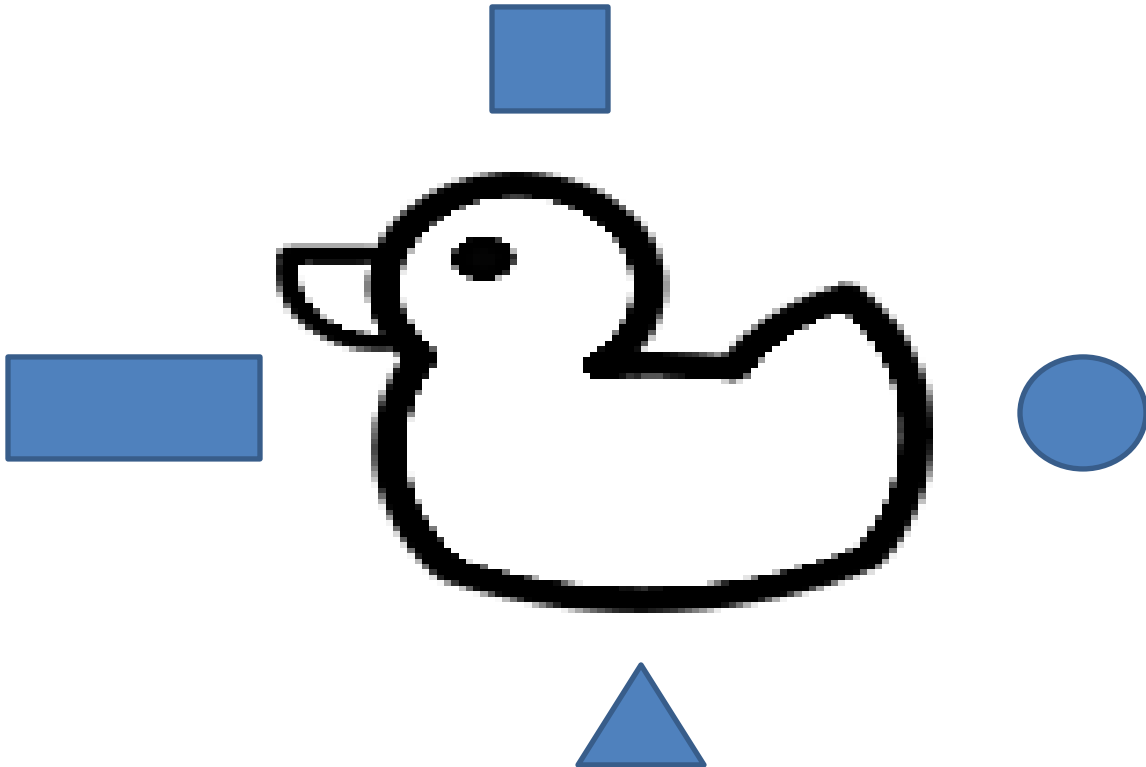
Date: April 21, 2020

BCCS-B

SUNY Cortland/Morrisville

Directions: Follow the steps below to place the objects in the correct positions.

1. Draw a square above the duck.
2. Draw a triangle below the duck.
3. Draw a circle behind the duck.
4. Draw a rectangle in front of the duck.



Name: _____


Date: April 21, 2020

BCCS-B

SUNY Cortland/Morrisville

Directions: Follow the steps below to draw the shapes in the appropriate positions.

- **Behind** the elephant, draw a shape with 4 straight sides that are exactly the same length. Color it blue.
- **Above** the elephant, draw a shape with no corners. Color it yellow.
- **In front of** the elephant, draw a shape with 3 straight sides. Color it green.
- **Below** the elephant, draw a shape with 4 sides, 2 long and 2 short. Color it red.
- **Below** the elephant, draw a shape with 6 corners. Color it orange.




Name: _____

Date: April 21, 2020

BCCS-B

SUNY Cortland/Morrisville

Directions: Practice tracing the lines from the lowercase letter to the capital letter in order to build fine motor skills in your hands.





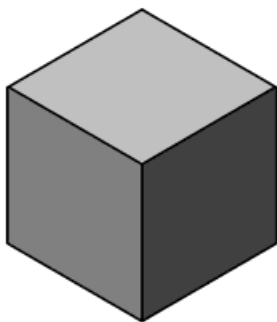


Day 2 Challenge!
April 21, 2020



1. Write a sentence to match the picture.

2. Circle the cube.



Name: _____

Date: Wednesday, April 22, 2020

BCCS-B

College: _____

Parent Signature: _____

(Parent signature is proof that parent reviewed work with scholar)

Parent/Scholar Notes: These are notes that can/should be shared with scholar's teacher	
Today my scholar was successful with....	Today my scholar struggled with understanding...

Common Core Standards and Skills:

ELA:

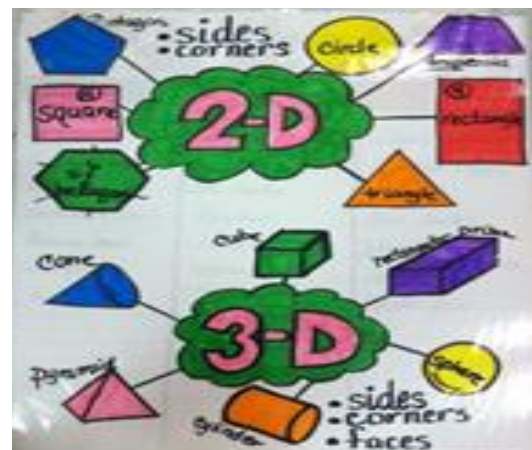
RL.K.1 With prompting and support, ask and answer questions about key details in a text

RL.K.9 With prompting and support, compare and contrast the adventures and experiences of characters in familiar stories.

Math:

K.G.1 Describe objects in the environment using names of shapes, and describe relative positions.

K.G.2 Correctly name shapes regardless of their orientations or overall size.



Name: _____

Date: April 22, 2020

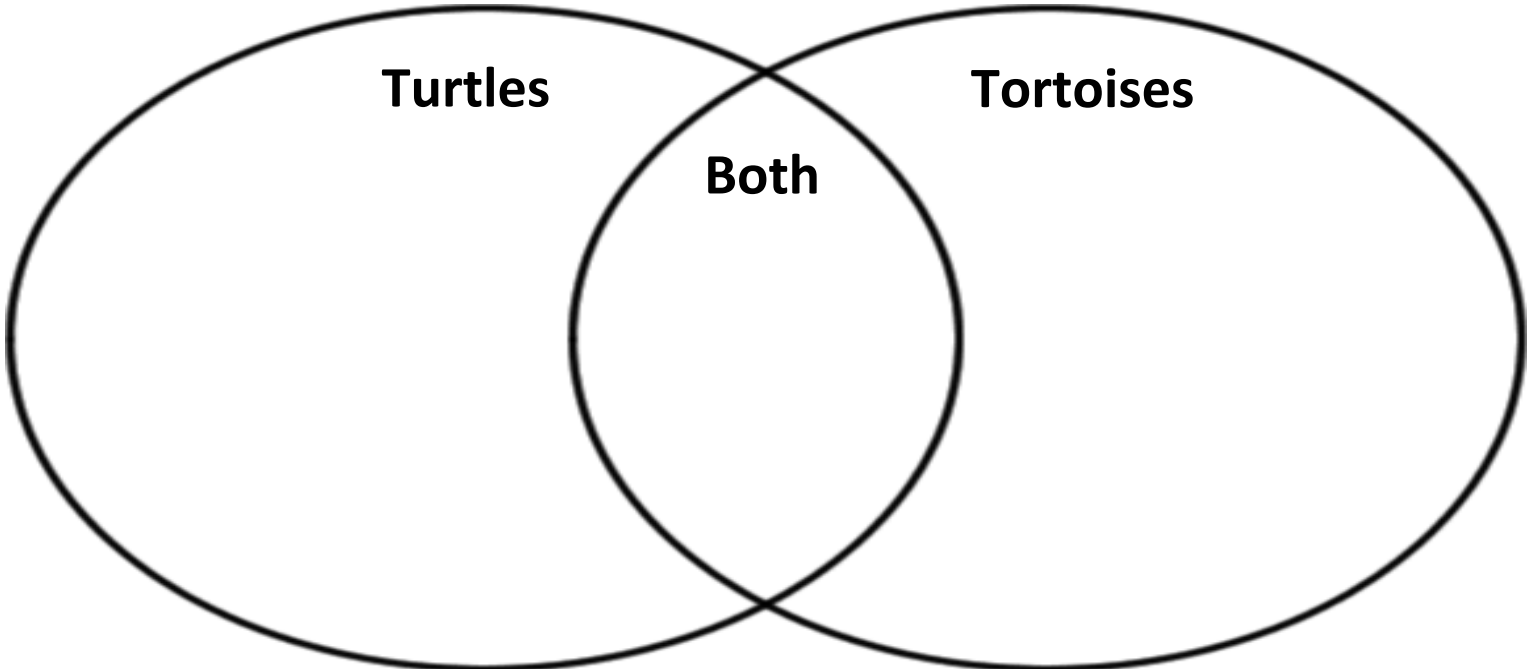
BCCS-B

SUNY Cortland/Morrisville

Directions: Read the following passage. Then complete the Venn Diagram and answer questions about the passage.

Turtles and Tortoises

Turtles and tortoises are both reptiles and have a shell. One difference between the two reptiles is that turtles live in the water most of the time, while tortoises live on land. Unlike turtles, tortoises cannot swim. Both turtles and tortoises lay their eggs on land. Turtles come to land to lay their eggs, then quickly leave their young and return to the water. Their young are left alone from birth. Tortoise mothers stay with their young for about eighty days to help protect them. Turtles and tortoises may look alike, but they live their lives in very different ways.



1. What do turtle and tortoises have in common?

- A. Both can swim
- B. Both lay eggs
- C. Both leave their young alone when born.

2. How are turtles different than tortoises?

- A. Turtles can swim
- B. Turtles have shell
- C. Turtles lay eggs

Name: _____

Date: April 22, 2020

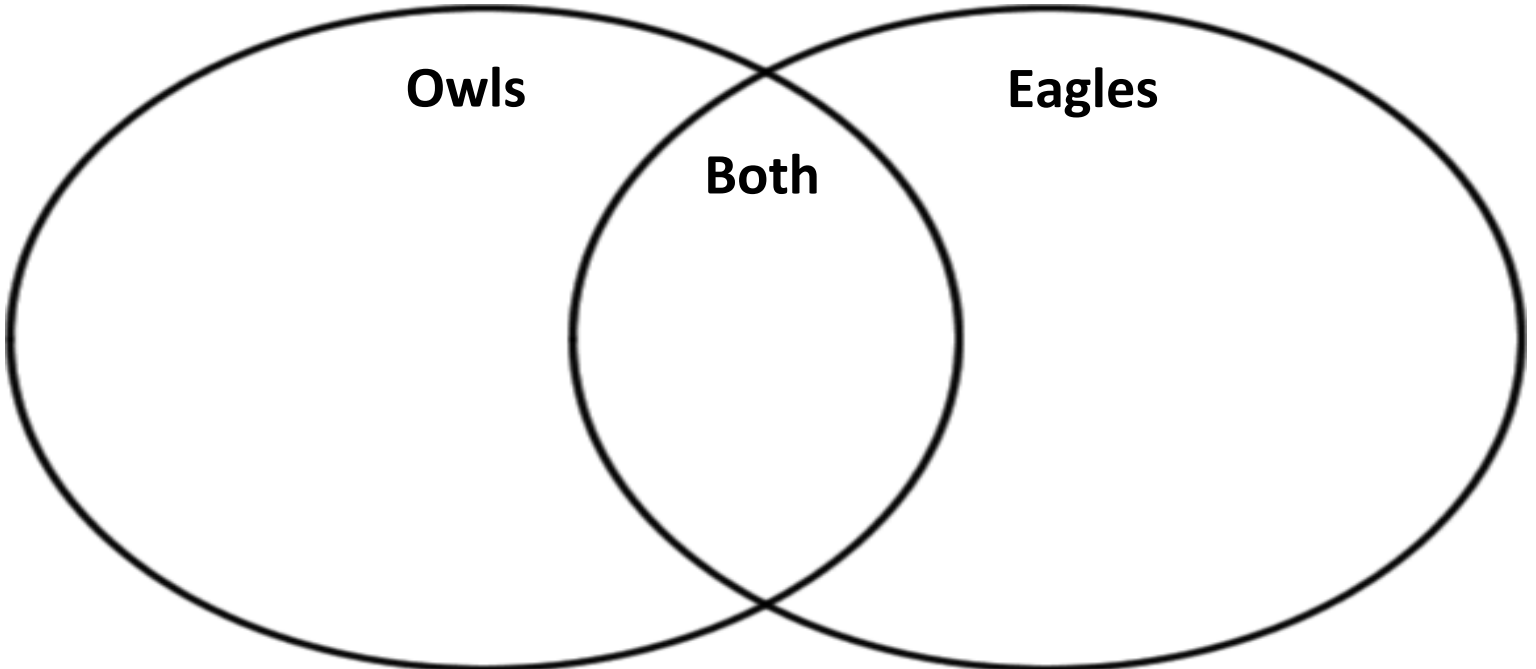
BCCS-B

SUNY Cortland/Morrisville

Directions: Read the following passage. Then complete the Venn Diagram and answer questions about the passage.

Birds

Turtles and tortoises are both reptiles and have a shell. One difference between the two reptiles is that turtles live in the water most of the time, while tortoises live on land. Unlike turtles, tortoises cannot swim. Both turtles and tortoises lay their eggs on land. Turtles come to land to lay their eggs, then quickly leave their young and return to the water. Their young are left alone from birth. Tortoise mothers stay with their young for about eighty days to help protect them. Turtles and tortoises may look alike, but they live their lives in very different ways.



1. What do owls and eagles have in common?

- A. Both hunt for food
- B. Both hunt at night
- C. Both hunt during the day

2. How are owls different from eagles?

- A. Owls don't have talons
- B. Owls hunt at night for their food
- C. Owls during the day for their food

Name: _____

Date: April 22, 2020

BCCS-B

SUNY Cortland/Morrisville

Directions: Write the spelling words in the Word Bank below on the given lines 3 times each.

Word Bank

Fin	Box	Pen	Bug	Mud	Ham	Sad	Fox	Lip	Hen
------------	------------	------------	------------	------------	------------	------------	------------	------------	------------

1. _____

2. _____

3. _____

4. _____

5. _____

6. _____

7. _____

8. _____

9. _____

10. _____

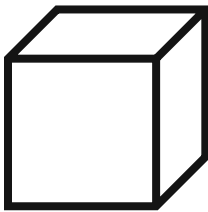
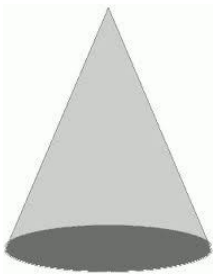
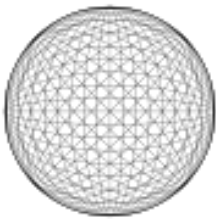

Name: _____

Date: April 22, 2020

BCCS-B

SUNY Cortland/Morrisville

Directions: Find things in your house or in a magazine that look like these solids. Draw the solids or cut out and paste pictures from a magazine. Tell someone at home the name of each solid figure.



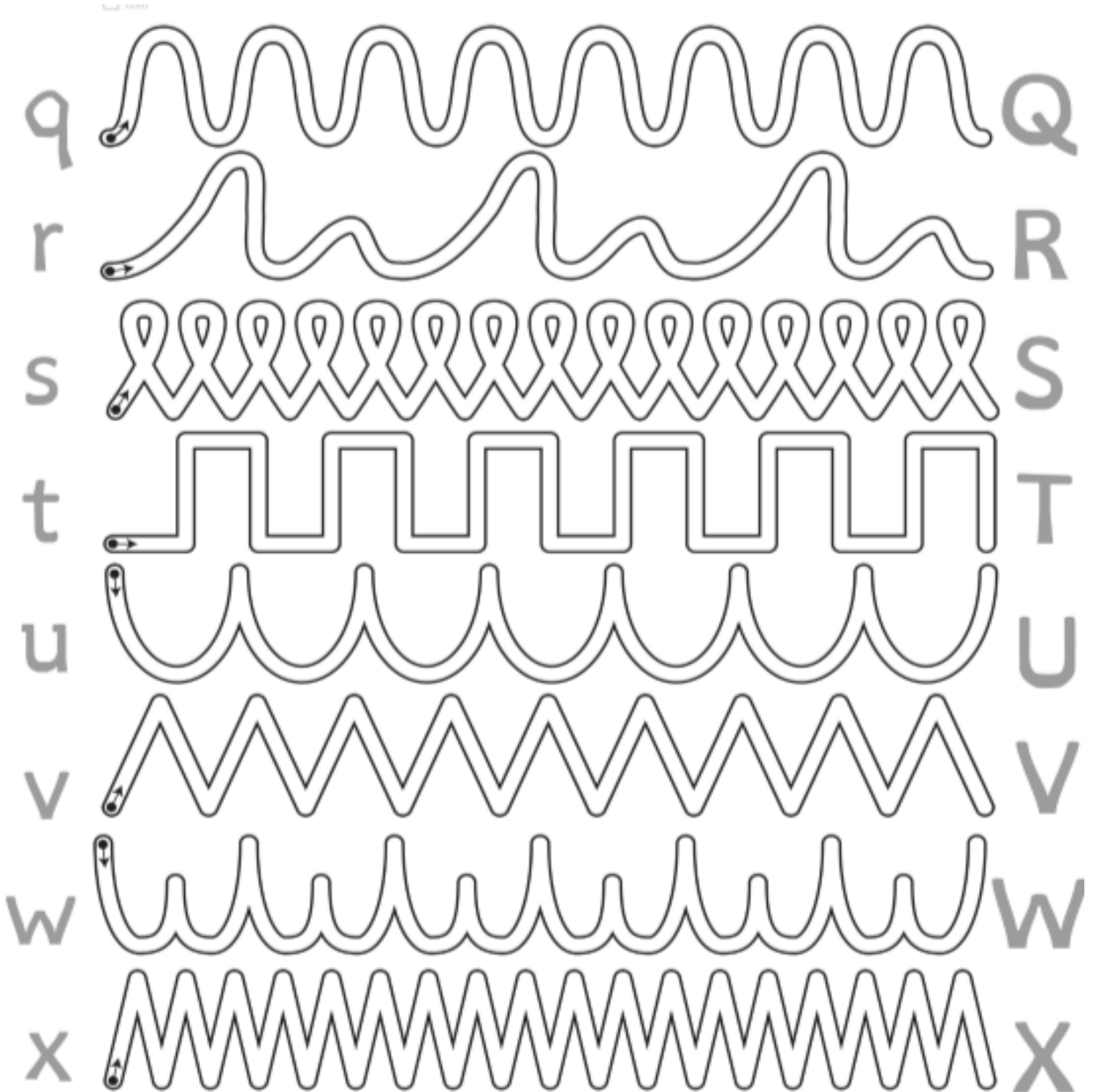
Name: _____

Date: April 22, 2020

BCCS-B

SUNY Cortland/Morrisville

Directions: Practice tracing the lines from the lowercase letter to the capital letter in order to build fine motor skills in your hands.





Day 3 Challenge!
April 22, 2020



1. Write a sentence with the following sight words.

Help



Make

Saw

Name _____

Everyday 3D Shapes

Color the shapes using the key below.

 Red	 Blue	 Yellow
		
		
		

Name: _____

Date: Thursday, April 23, 2020

BCCS-B

College: _____

Parent Signature: _____

(Parent signature is proof that parent reviewed work with scholar)

Parent/Scholar Notes: These are notes that can/should be shared with scholar's teacher	
Today my scholar was successful with....	Today my scholar struggled with understanding...

Common Core Standards and Skills:

ELA:

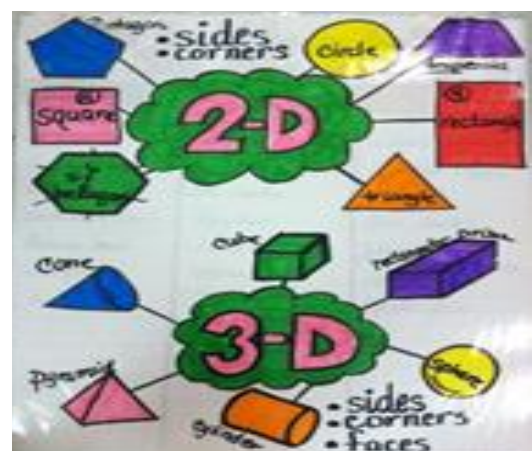
RL.K.1 With prompting and support, ask and answer questions about key details in a text

RL.K.9 With prompting and support, compare and contrast the adventures and experiences of characters in familiar stories.

Math:

K.G.1 Describe objects in the environment using names of shapes, and describe relative positions.

K.G.2 Correctly name shapes regardless of their orientations or overall size.



Name: _____

Date: April 23, 2020

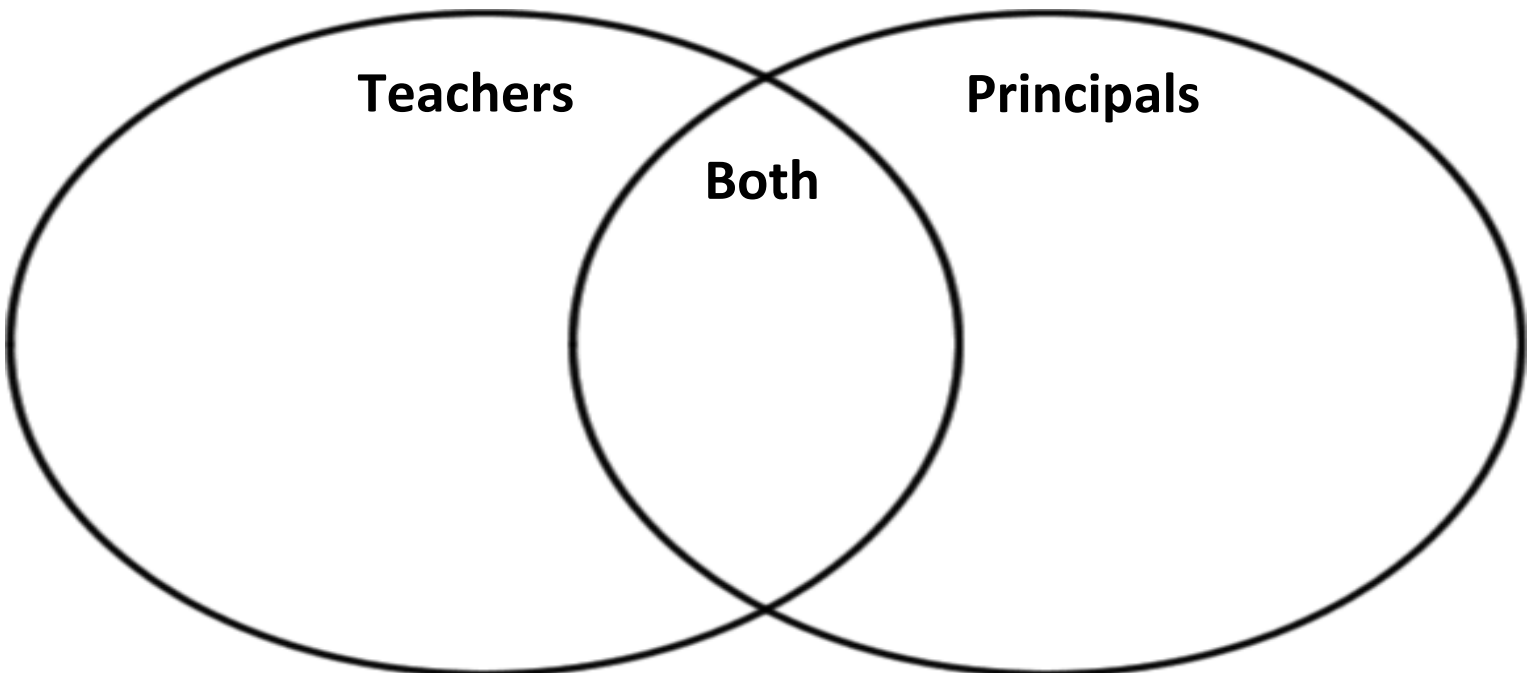
BCCS-B

SUNY Cortland/Morrisville

Directions: Read the following passage. Then complete the Venn Diagram and answer questions about the passage.

Teachers and Principals

Both teacher and principals work in schools and do their best to help students learn. Teachers usually work in a classroom with the same group of students each day. Principals have an office and work throughout the school helping teachers and students. There is usually only one principal in a school, while there are many teachers. Both teachers and principals have college degrees and work hard to continue their education, which helps them work with students.



1. What do teachers and principals have in common?

- A. They both work in schools
- B. They both read a lot of books
- C. There are many of them in each school.

2. How are teachers different from principals?

- A. Teachers are older
- B. Teachers work in a classroom
- C. There is only one teacher in a school

Name: _____

Date: April 23, 2020

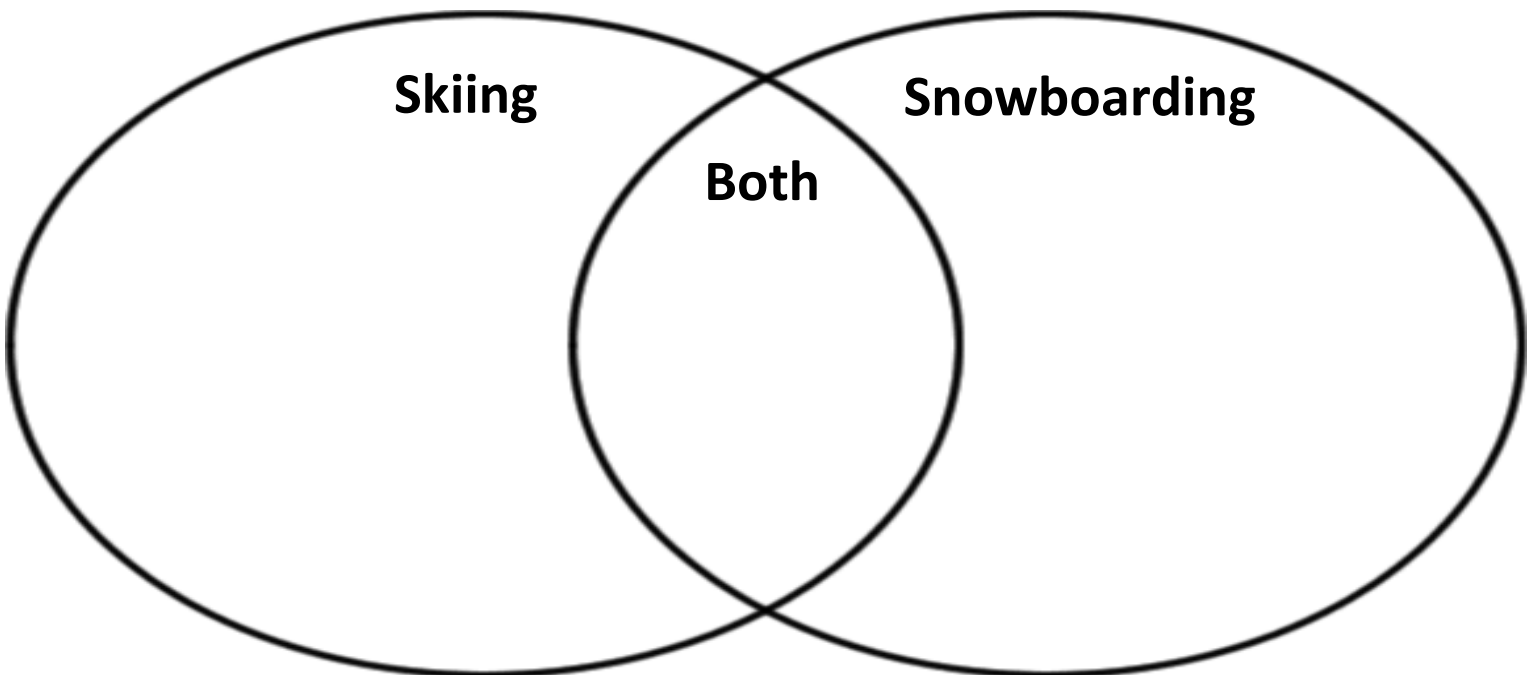
BCCS-B

SUNY Cortland/Morrisville

Directions: Read the following passage. Then complete the Venn Diagram and answer questions about the passage.

Winter Activities

Skiing and snowboarding are both winter activities that many people like to participate in. Both activities involve moving over snow with boards attached to your feet. When skiing, there are two skis and one is attached to each of your boots. When snowboarding, there is just one board that is attached to both of your boots. Snowboarding looks more like skateboarding or surfing with both feet on one board. For both sports, you'll need to dress for the cold weather with warm coats and snow pants. Both activities take place on snow covered hills.



1. What do skiing and snowboarding have in common?

- A. Both are dangerous
- B. Both can be done in the summer
- C. Both take place in the snow

2. How is snowboarding different than skiing?

- A. Snowboarding uses one board
- B. Snowboarding uses two skis
- C. Snowboarding is scarier

Name: _____

Date: April 23, 2020

BCCS-B

SUNY Cortland/Morrisville

Directions: Write the spelling words in the Word Bank below on the given lines 3 times each.

Word Bank

Fed	Kid	Lap	Rot	Has	Zip	Yes	Sat	Jam	Got
-----	-----	-----	-----	-----	-----	-----	-----	-----	-----

1. _____

2. _____

3. _____

4. _____

5. _____

6. _____

7. _____

8. _____

9. _____

10. _____

Name: _____

Date: April 23, 2020

BCCS-B

SUNY Cortland/Morrisville

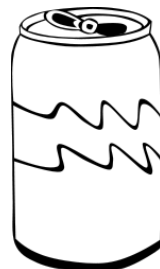
Directions: Follow the steps below to sort the solid figures.

Circle the cylinders with red.

Circle the cubes with yellow.

Circle the cones with green.

Circle the spheres with blue.




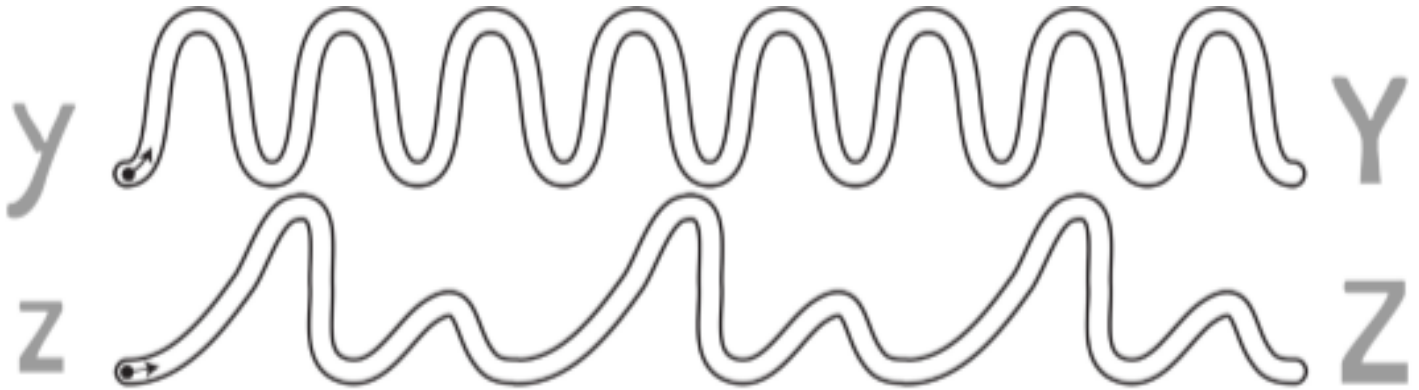
Name: _____

Date: April 23, 2020

BCCS-B

SUNY Cortland/Morrisville

Directions: Practice tracing the lines in order to build fine motor skills in your hands.

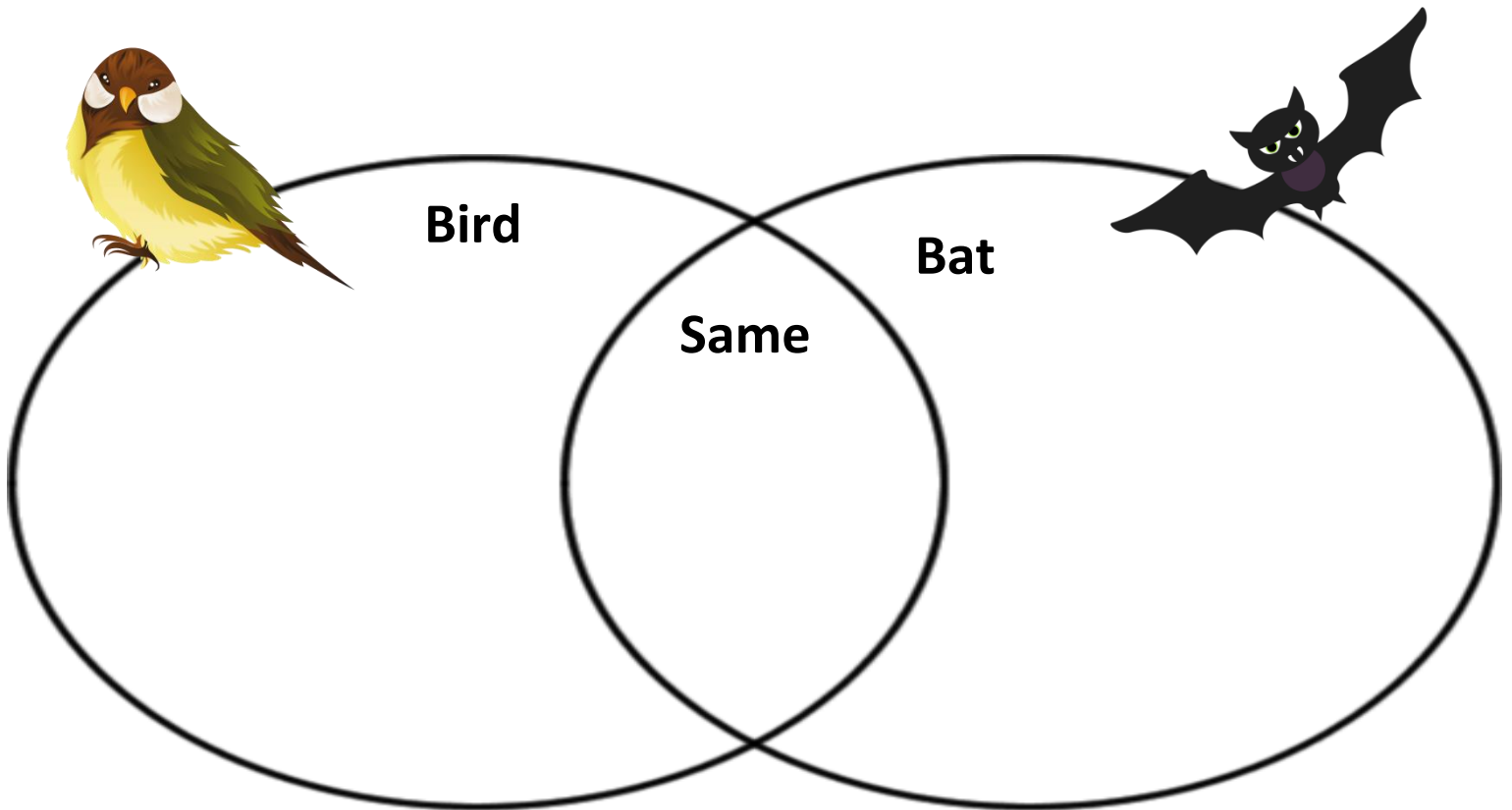




Day 4 Challenge!
April 23, 2020



1. Use the Venn diagram to compare and Contrast the bird and the bat.



2. Draw a 3D shape.

A large, empty rectangular box with a black border, intended for the student to draw a 3D shape.

Name: _____

Date: Friday, April 24, 2020

BCCS-B

College: _____

Parent Signature: _____

(Parent signature is proof that parent reviewed work with scholar)

Parent/Scholar Notes: These are notes that can/should be shared with scholar's teacher	
Today my scholar was successful with....	Today my scholar struggled with understanding...

Common Core Standards and Skills:

ELA:

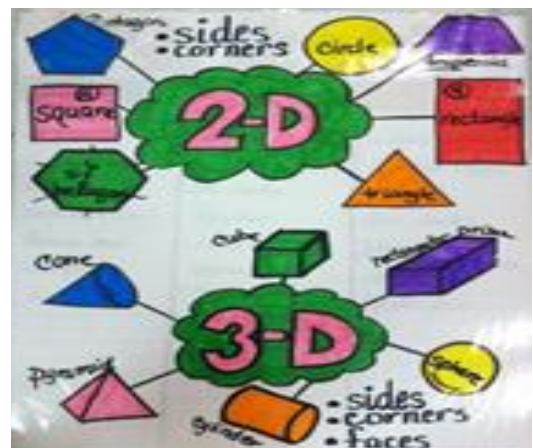
RL.K.1 With prompting and support, ask and answer questions about key details in a text

RL.K.9 With prompting and support, compare and contrast the adventures and experiences of characters in familiar stories.

Math:

K.G.1 Describe objects in the environment using names of shapes, and describe relative positions.

K.G.2 Correctly name shapes regardless of their orientations or overall size.



Name: _____

Date: April 24, 2020

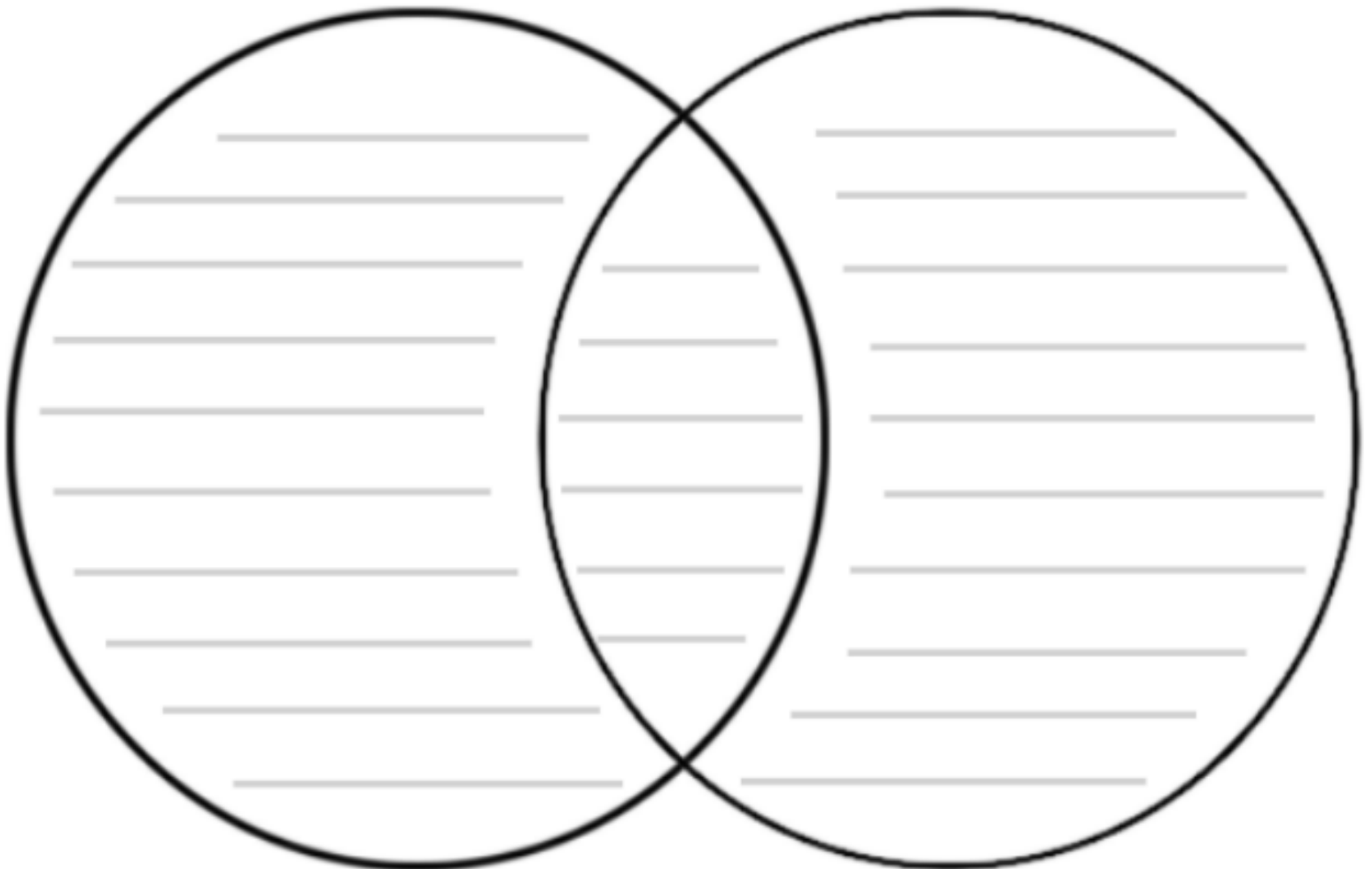
BCCS-B

SUNY Cortland/Morrisville

Directions: Read the following passage. Compare and contrast the characters by filling in the Venn Diagram. Write two ideas in each section.

A Pair of Parrots

Kira has two pet parrots. Both parrots are large birds with colorful feathers. Kira's first parrot, Max has blue and gold feathers. Max can say five different words! Kira's other parrot, Star, has red and green feathers. Star cannot say any words, but she can whistle songs! Max and Star are both very smart birds.



Name: _____

Date: April 24, 2020

BCCS-B

SUNY Cortland/Morrisville

Directions: Write the spelling words in the Word Bank below on the given lines 3 times each.

Word Bank

Ram Rip Rib Rot Rub Ran Rim Rat Rob Run

1. _____

2. _____

3. _____

4. _____

5. _____

6. _____

7. _____

8. _____

9. _____

10. _____

Name: _____

Date: April 24, 2020

BCCS-B

SUNY Cortland/Morrisville

Directions: Follow the steps below to use position words to color the cars.

Color the car **beside** the stop sign green.

Circle the **next** car with blue.

Color the car **behind** the circled car red.

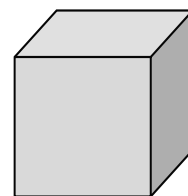
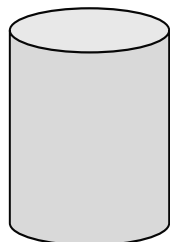

Draw a road **below** the cars.

Draw a policeman **in front of** the cars.

Draw a sun **above** the cars.



Directions: Tell someone at home the name of each shape and name its attributes.





Day 5 Challenge!
April 24, 2020












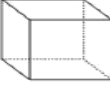








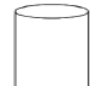


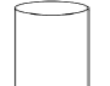














1. Unscramble the following letters to make a word.

usn _____

pil _____

nif _____

3D SHAPES

Will It Roll?	Will It Slide?	Will It Stack?
  	  	  
  	  	  
  	  	  
  	  	  

Kindergarten Remote Learning Scope and Sequence

Week 5

April 27th-May 1st

Date	Standards	Description of Packet Work	Supplemental Online Activities
4-27	<p>Math:</p> <p>K.CC.4 Understand the relationship between numbers and quantities; connect counting to cardinality.</p> <p>ELA:</p> <p>R.L.L3With prompting and support, identify characters, settings, and major events in a story.</p>	<p>Math:</p> <p>In this lesson, scholars will draw 1 more, then count the objects and write the number in the box. Scholars will use the code in the box to color the objects.</p> <p>ELA:</p> <p>In this lesson, scholars will be circling pictures that match setting and characters. After finding the setting and characters scholars will be writing their answers on the line below.</p>	<p>On YouTube please watch these videos prior to starting any of the assigned coursework.</p> <p>Math: Kindergarten Math Counting Objects https://www.youtube.com/watch?v=vVB7p6mZM0s</p> <p>ELA: Story Elements: Setting https://www.youtube.com/watch?v=N5USpsvsNJw&t=18s</p> <p>Story Elements for Kids: What is a character? https://www.youtube.com/watch?v=LhOBuYQJPEY</p>
4-28	<p>Math:</p> <p>K.CC.4 Understand the relationship between numbers and quantities; connect counting to cardinality.</p> <p>ELA:</p> <p>R.L.L3With prompting and support, identify characters, settings, and major events in a story.</p>	<p>Math:</p> <p>Scholars will be coloring six beans. They will also be writing the number six. Scholars will be counting dots and writing the quantity to match the dots.</p> <p>ELA:</p> <p>Scholars will be reading the story and writing the setting and characters on the lines provided.</p>	<p>On YouTube please watch these videos prior to starting any of the assigned coursework.</p> <p>Math: Kindergarten Math Counting Objects https://www.youtube.com/watch?v=vVB7p6mZM0s</p> <p>ELA:</p> <p>Story Elements: Setting https://www.youtube.com/watch?v=N5USpsvsNJw&t=18s</p> <p>Story Elements for Kids: What is a character? https://www.youtube.com/watch?v=LhOBuYQJPEY</p>
4-29	<p>Math:</p> <p>K.CC.4 Understand the relationship between numbers and quantities; connect counting to cardinality.</p> <p>ELA:</p> <p>R.L.L3With prompting and support, identify characters, settings, and major events in a story</p>	<p>Math:</p> <p>In this lesson, scholars will be coloring 5 objects. After coloring the objects, scholars will be adding 2 circles to the 5 circles that are already there. After drawing the circles scholars will be asked to count the circles and write how many in the box. Scholars will be practicing how to write the number 7.</p> <p>ELA:</p> <p>In this lesson, scholars will be cutting out the pictures and gluing the pictures under character or setting.</p>	<p>On YouTube please watch these videos prior to starting any of the assigned coursework.</p> <p>Math: Kindergarten Math Counting Objects https://www.youtube.com/watch?v=vVB7p6mZM0s</p> <p>ELA: Story Elements: Setting https://www.youtube.com/watch?v=N5USpsvsNJw&t=18s</p> <p>Story Elements for Kids: What is a character? https://www.youtube.com/watch?v=LhOBuYQJPEY</p>

<p>4-30</p>	<p>Math:</p> <p>K.CC.4 Understand the relationship between numbers and quantities; connect counting to cardinality.</p> <p>ELA:</p> <p>R.L.L3With prompting and support, identify characters, settings, and major events in a story</p>	<p>Math:</p> <p>In this lesson, scholars will be coloring 7 beans and then connecting the dots as they colored them. Scholars will be counting dots and writing how many in the box.</p> <p>ELA:</p> <p>Scholars will be coloring pictures that could be characters in a story.</p>	<p>On YouTube please watch these videos prior to starting any of the assigned coursework.</p> <p>Math: Kindergarten Math Counting Objects https://www.youtube.com/watch?v=vVB7p6mZM0s</p> <p>ELA: Story Elements: Setting https://www.youtube.com/watch?v=N5USpsvsNJw&t=18s</p> <p>Story Elements for Kids: What is a character? https://www.youtube.com/watch?v=LhOBuYQJPEY</p>
<p>5-1</p>	<p>Math:</p> <p>K.CC.4 Understand the relationship between numbers and quantities; connect counting to cardinality.</p> <p>ELA:</p> <p>R.L.L3With prompting and support, identify characters, settings, and major events in a story</p>	<p>Math:</p> <p>In this lesson, scholars will be coloring 5 objects and then coloring the remaining objects a different color. Scholars will then count the objects and write how many in the box.</p> <p>ELA:</p> <p>In this lesson, scholars will be sorting setting and character pictures.</p>	<p>On YouTube please watch these videos prior to starting any of the assigned coursework.</p> <p>Math: Kindergarten Math Counting Objects https://www.youtube.com/watch?v=vVB7p6mZM0s</p> <p>ELA: Story Elements: Setting https://www.youtube.com/watch?v=N5USpsvsNJw&t=18s</p> <p>Story Elements for Kids: What is a character? https://www.youtube.com/watch?v=LhOBuYQJPEY</p>

Name: _____

Date: Monday, April 27, 2020

BCCS-B

College: _____

Parent Signature: _____

(Parent signature is proof that parent reviewed work with scholar)

Parent/Scholar Notes: These are notes that can/should be shared with scholar's teacher	
Today my scholar was successful with....	Today my scholar struggled with understanding...

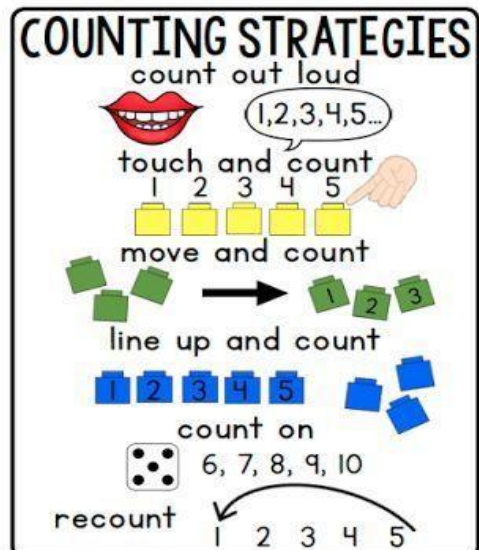
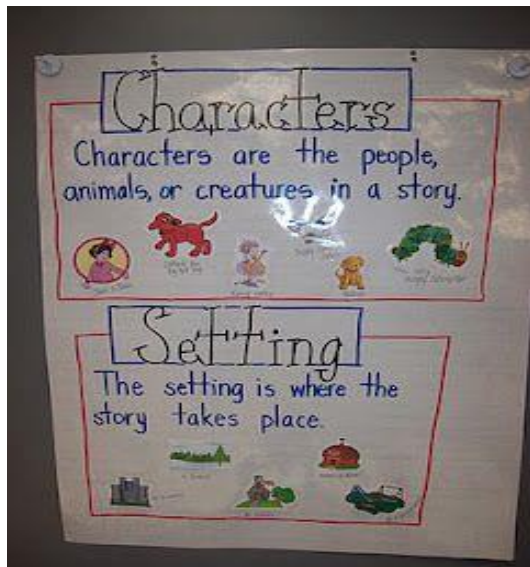
Common Core Standards and Skills:

ELA:

R.L.L3 With prompting and support, identify characters, settings, and major events in a story.

Math:

K.CC.4 Understand the relationship between numbers and quantities; connect counting to cardinality.



Name: _____

Date: April 27, 2020

BCCS-B

SUNY Cortland/Morrisville

Circle the pictures of characters and write the answers on the line below.



People
animal



place



Time



A character can be _____

Circle the pictures settings and write the answers on the line below.



People
animal



place



Time



A setting can be _____

I Can Read, Think, & Draw

Name _____ Date _____

The dog sat in
the grass by
the tree. He
wagged his tail
and played with
his bone.

Character

Setting



Which words tell you how the
character is feeling?

Name: _____

Date: April 27, 2020

BCCS-B

SUNY Cortland/Morrisville

Directions: Write the spelling words in the Word Bank below on the given lines 3 times each.

Word Bank

Rot	Top	Mop	Mom	Pot	Pop	Hop	Dog	Got	Box
-----	-----	-----	-----	-----	-----	-----	-----	-----	-----

1. _____

2. _____

3. _____

4. _____

5. _____

6. _____

7. _____

8. _____

9. _____

10. _____

Name: _____

Date: April 27, 2020

BCCS-B

SUNY Cortland/Morrisville

Directions: Draw 1 more. Then, count the objects and write the number in the box. Use the code to color when you are finished.

3 blue 4 red 5 yellow 6 green

Draw 1 more cloud.




Name: _____




How many?

Draw 1 more face.



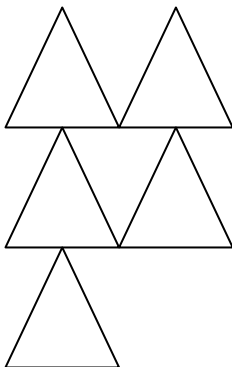
How many?

Draw 1 more heart.



How many?

Draw 1 more.
Then, circle the number.



4

5

6

Draw 6 fingers.

Draw 6 beads.



Name: _____


Date: April 27, 2020

BCCS-B

SUNY Cortland/Morrisville

Directions: Practice tracing and writing the number.








Day 1 Challenge!
April 27, 2020




Directions: Read the following sentences and color the pictures to match.

The cat is brown.



The fish is orange.



Directions: What number matches the word? Write the number on the line.

three _____

one _____

two _____

Name: _____

Date: Tuesday, April 28, 2020

BCCS-B

College: _____

Parent Signature: _____

(Parent signature is proof that parent reviewed work with scholar)

Parent/Scholar Notes: These are notes that can/should be shared with scholar's teacher	
Today my scholar was successful with....	Today my scholar struggled with understanding...

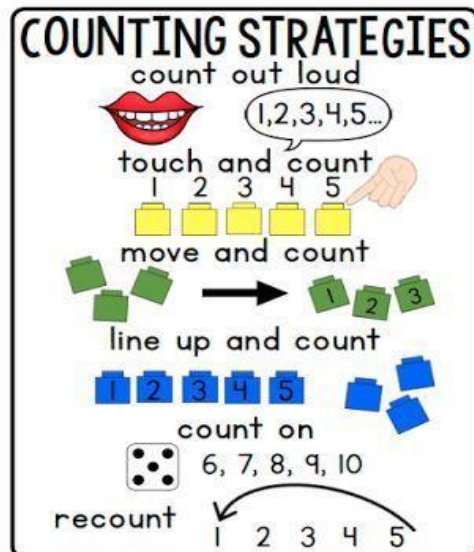
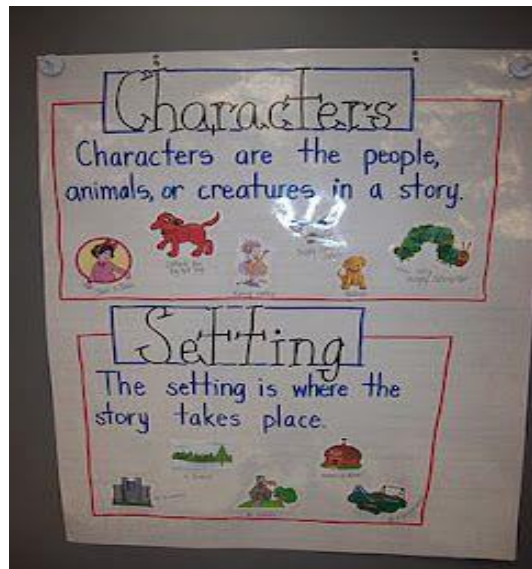
Common Core Standards and Skills:

ELA:

R.L.L3 With prompting and support, identify characters, settings, and major events in a story.

Math:

K.CC.4 Understand the relationship between numbers and quantities; connect counting to cardinality.



Name: _____




Date: April 28, 2020

BCCS-B

SUNY Cortland/Morrisville

Directions: Look at the pictures. Draw the pictures of the characters beneath the word characters. Draw the pictures of the setting beneath the word setting. Trace both words.

Write & sort!

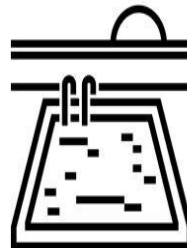
	Let's write.... character	Let's write.... setting
	cut & paste	cut & paste
		
	<small>© 2015 Siviya Murphy, http://www.teachyteachers.com/Store/Eye-Popping-Fun-Resources</small>	




night




boy



pool



eagle



Name: _____

Date: April 28, 2020

BCCS-B

SUNY Cortland/Morrisville

Directions: Color the pictures that could be the characters in a story.


Characters in a Story



A **character** in a story is WHO the story is talking about.



Color the pictures that could be a character in a story.



Name: _____

Date: April 28, 2020

BCCS-B

SUNY Cortland/Morrisville

Directions: Write the spelling words in the Word Bank below on the given lines 3 times each.

Word Bank

Sit Pit Tin Pin Wig Kid Did Pig Win Him

1. _____

2. _____

3. _____

4. _____

5. _____

6. _____

7. _____

8. _____

9. _____

10. _____

Name: _____


Date: April 28, 2020

BCCS-B


SUNY Cortland/Morrisville

Directions: Color 6 beans in different configurations.

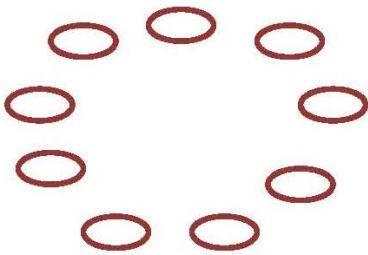
Color 6 beans.



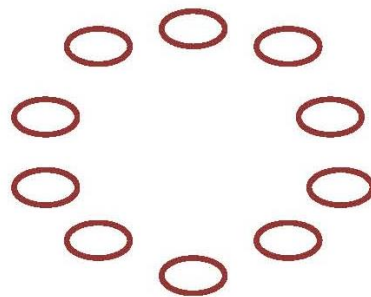
Color 6 beans.



Color 6 beans.



Color 6 beans.



Count the dots in each box. Write the number in the box.

●	● ●	● ● ●	● ● ● ●	● ● ● ● ●	● ● ● ● ● ●
---	-----	-------	---------	-----------	-------------

Name: _____

Date: April 28, 2020


BCCS-B


SUNY Cortland/Morrisville


Directions: Count how many objects are in the boxes. Write the correct number in the correct number format in the small box.

	<input type="text"/>
---	----------------------

	<input type="text"/>
---	----------------------

	<input type="text"/>
---	----------------------

	<input type="text"/>
--	----------------------

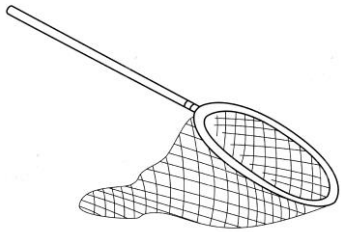
	<input type="text"/>
---	----------------------

	<input type="text"/>
---	----------------------


Day 2 Challenge!
April 28, 2020



Directions: Write the missing middle sound on each line.



n _ _ t



p _ _ g

Directions: Circle the number that is bigger.

3	7	8	5
6	2	1	4

Name: _____

Date: Wednesday, April 29, 2020

BCCS-B

College: _____

Parent Signature: _____

(Parent signature is proof that parent reviewed work with scholar)

Parent/Scholar Notes: These are notes that can/should be shared with scholar's teacher	
Today my scholar was successful with....	Today my scholar struggled with understanding...

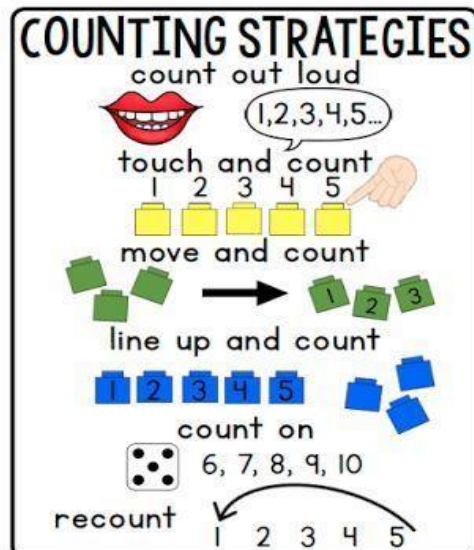
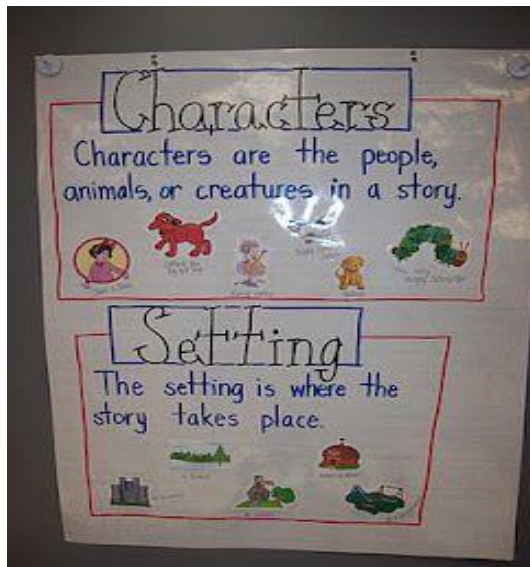
Common Core Standards and Skills:

ELA:

R.L.L3 With prompting and support, identify characters, settings, and major events in a story.

Math:

K.CC.4 Understand the relationship between numbers and quantities; connect counting to cardinality.



Name: _____

Date: April 29, 2020

BCCS-B

SUNY Cortland/Morrisville

Directions: Use your knowledge of the story The Three Little Pigs to identify which pictures represent the characters or setting. Draw the pictures in the correct box.

The Three Little Pigs

setting

characters



Name: _____

Date: April 29, 2020

BCCS-B

SUNY Cortland/Morrisville

Name: _____

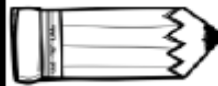
Bee, Bee, Bumblebee...

Can you learn this word with me?



Read It!

and



Write It!



Clap It!

How many syllables?

① ② ③



Color It!

and



Trace It!

and



Spell It!

□ □ □



Find It!

and	the	I
and	like	and



Tell It!

Who did you tell?

Name: _____

Date: April 29, 2020

BCCS-B

SUNY Cortland/Morrisville

Name: _____

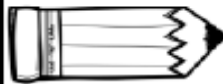
Bee, Bee, Bumblebee...

Can you learn this word with me?



Read It!

is



Write It!

Blank lines for writing the word 'is'.



Clap It!

How many syllables?

Three circles containing the numbers 1, 2, and 3 for syllable counting.



Color It!

Clipboard_BW.png

is



Trace It!

is



Spell It!

Two empty boxes for spelling the word 'is'.



Find It!

what	is	are
is	now	is



Tell It!

Who did you tell?

Blank line for writing the answer to 'Who did you tell?'.

Name: _____

Date: April 29, 2020

BCCS-B

SUNY Cortland/Morrisville

Directions: Write the spelling words in the Word Bank below on the given lines 3 times each.

Word Bank

Gum Bug Fun Sun Run Hut Cut Bus Hum Cub

1. _____

2. _____

3. _____

4. _____

5. _____

6. _____

7. _____

8. _____

9. _____

10. _____


Name: _____

Date: April 29, 2020

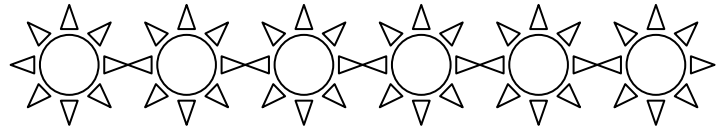
BCCS-B

SUNY Cortland/Morrisville


Color 5



Color 5




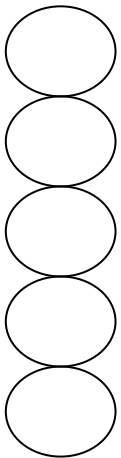
Color 5




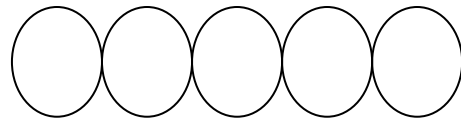
Color 5



Color 5. Draw 2 circles to the right. Write the total.



Color 5. Draw 2 circles below. Write the total.



Name: _____

Date: April 29, 2020

BCCS-B

SUNY Cortland/Morrisville

Directions: Color 5 squares on the 5-group card. Then, color 2 squares on the other 5-group card.

--	--	--	--	--

--	--	--	--	--

Count how many squares you colored.

Write the numeral in the box.

--

Answer my riddle. 7 is 5 and _____ more.

Day 3 Challenge!

April 29, 2020



Directions: Find the words in the puzzle.

e	f	v	y	u	h	a	t	q	l
f	s	a	t	m	n	d	s	f	k
a	v	k	p	i	t	h	J	U	j
n	c	u	f	b	h	d	r	n	o
c	x	y	t	o	p	h	e	z	r
r	s	t	d	n	k	p	d	x	a
t	w	r	c	m	l	o	e	b	t
z	c	a	t	h	y	l	i	p	p

Word Bank

fan sat rat red
cat fun lip pit

Directions: Fill in the missing numbers.

1 ___ 3 4 ___ 6 7 ___ 9 ___

Name: _____

Date: Thursday, April 30, 2020

BCCS-B

College: _____

Parent Signature: _____

(Parent signature is proof that parent reviewed work with scholar)

Parent/Scholar Notes: These are notes that can/should be shared with scholar's teacher	
Today my scholar was successful with....	Today my scholar struggled with understanding...

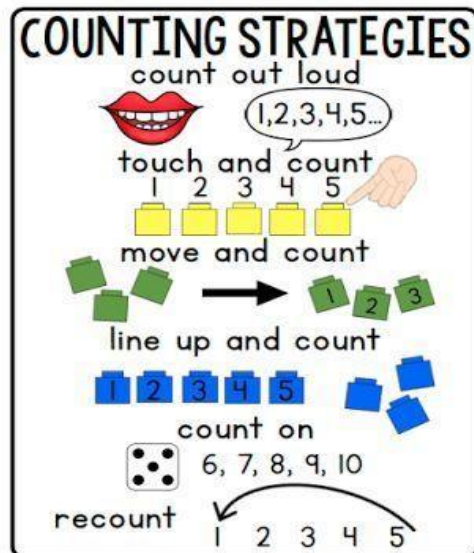
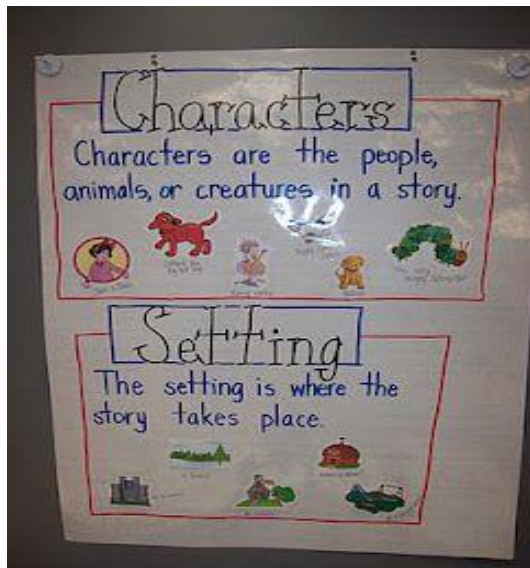
Common Core Standards and Skills:

ELA:

R.L.L3 With prompting and support, identify characters, settings, and major events in a story.

Math:

K.CC.4 Understand the relationship between numbers and quantities; connect counting to cardinality.



Name: _____

Date: April 30, 2020

BCCS-B

SUNY Cortland/Morrisville

Bee, Bee, Bumblebee...




Can you learn this word with me?



Read It!

look



Write It!

Handwriting practice lines (solid top, dashed middle, solid bottom).



Clap It!

How many syllables?

Three circles containing the numbers 1, 2, and 3 for syllable counting.



Color It!

look



Trace It!

Tracing guide for the word 'look' with dashed lines.



Spell It!

Spelling boxes for the word 'look'.



Find It!

ask	look	look
look	walk	every



Tell It!

Who did you tell?

Blank line for writing the answer.

Name: _____

Date: April 30, 2020

BCCS-B

SUNY Cortland/Morrisville

Directions: Write the spelling words in the Word Bank below on the given lines 3 times each.

Word Bank

Bed Red Fed Met Get Wet Hen Pen Leg Web

1. _____

2. _____

3. _____

4. _____

5. _____

6. _____

7. _____

8. _____

9. _____

10. _____






Name: _____

Date: April 30, 2020

BCCS-B

SUNY Cortland/Morrisville

Directions: Practice tracing and writing the number 7.



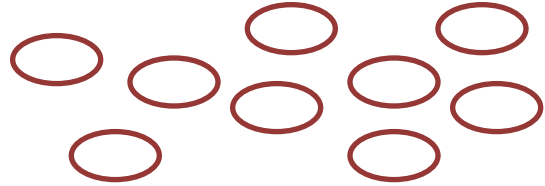

Name: _____

Date: April 30, 2020

BCCS-B

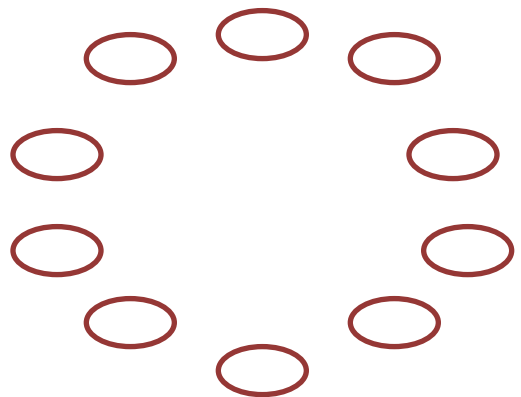
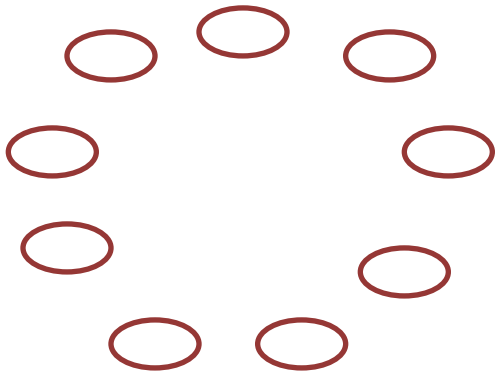
SUNY Cortland/Morrisville

Directions: Color 7 beans in different configurations. Draw a line to connect the beans your colored.



Color 7 beans.

Color 7 beans.



Count the dots in each box. Write the number in the box.




● ●	● ● ●	● ● ● ●	● ● ● ● ●	● ● ● ● ● ●	● ● ● ● ● ● ●
-----	-------	---------	-----------	----------------	------------------

Day 4 Challenge!
April 30, 2020



Directions: What words rhyme with fish? Write the words on the lines below.

Fish

ABOVE	&	BELOW
		How many raindrops are above the umbrella? _____
		How many butterflies are below the tree? _____
		How many fish are below the water? _____

Name: _____

Date: Friday, May 1, 2020

BCCS-B

College: _____

Parent Signature: _____

(Parent signature is proof that parent reviewed work with scholar)

Parent/Scholar Notes: These are notes that can/should be shared with scholar's teacher	
Today my scholar was successful with....	Today my scholar struggled with understanding...

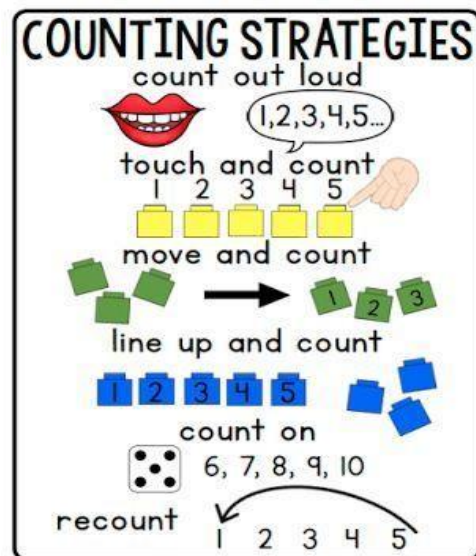
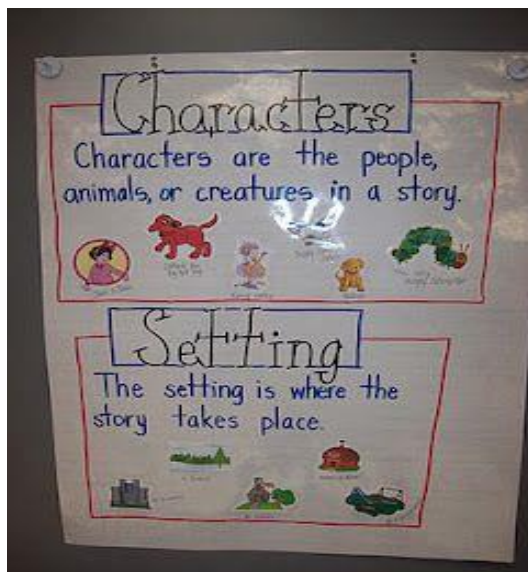
Common Core Standards and Skills:

ELA:

R.L.L3 With prompting and support, identify characters, settings, and major events in a story.

Math:

K.CC.4 Understand the relationship between numbers and quantities; connect counting to cardinality.



Name: _____

Date: May 1, 2020

BCCS-B

SUNY Cortland/Morrisville

Name: _____

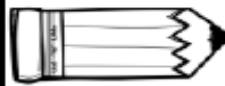
Bee, Bee, Bumblebee...

Can you learn this word with me?



Read It!

the



Write It!



Clap It!

How many syllables?

(1) (2) (3)



Color It!

the



Trace It!

the



Spell It!

□ □ □



Find It!

the	like	and
I	the	the



Tell It!

Who did you tell?

Name: _____

Date: May 1, 2020

BCCS-B

SUNY Cortland/Morrisville

Directions: Write the spelling words in the Word Bank below on the given lines 3 times each.

Word Bank

Cat	Bat	Jam	Ham	Mad	Van	Can	Pan	Cab	Tag
-----	-----	-----	-----	-----	-----	-----	-----	-----	-----

1. _____

2. _____

3. _____

4. _____

5. _____

6. _____

7. _____

8. _____

9. _____

10. _____

Name: _____

Date: May 1, 2020

BCCS-B

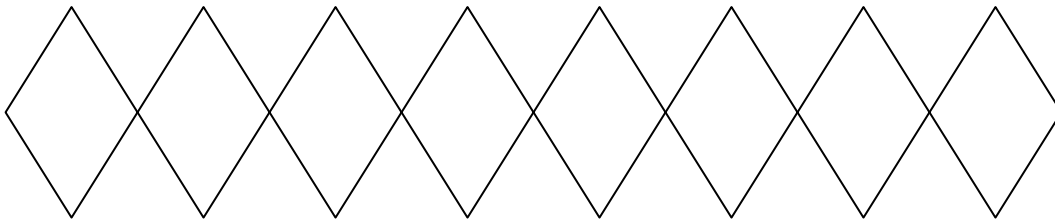
SUNY Cortland/Morrisville

Directions: Color 5 ladybugs. Color the remaining ladybugs a different color.

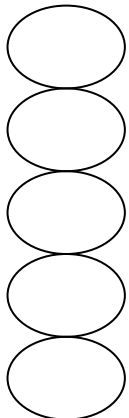


Count all the ladybugs, and write how many.

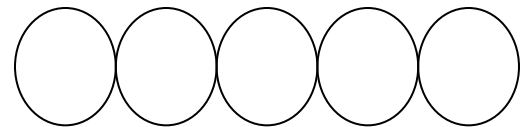
Color 5 diamonds. Color the remaining diamonds a different color.
Count all the diamonds, and write how many.



Color 5 circles. Then, draw 3 circles to the right. Count all the circles. Write how many in the box.



Color 5 circles. Then, draw 3 circles below. Count all the circles. Write how many in the box.



Day 5 Challenge!
May 1, 2020



Directions: Use the following sight words in a sentence.

See

Can

Want

Directions: Write the number that is one more and one less.

___ 6 ___

___ 4 ___

___ 2 ___

___ 8 ___

Kindergarten Remote Learning Scope and Sequence

Week 6

May 4th-May 8th

Date	Standards	Description of Packet Work	Supplemental Online Activities
5-4	<p>Math:</p> <p>K.CC.4 Understand the relationship between numbers and quantities; connect counting to cardinality.</p> <p>ELA:</p> <p>R.L.CS 5: Identify the front cover, back cover, and title page of a book.</p>	<p>Math:</p> <p>In this lesson, scholars will be coloring 5 objects and then coloring the remaining objects a different color. Scholars will then count the objects and write how many in the box.</p> <p>ELA:</p> <p>In this lesson, scholars will be identifying the parts of a book by using the code provided and coloring the different parts of a book.</p>	<p>On YouTube please watch these videos prior to starting any of the assigned coursework.</p> <p>Math: Kindergarten Math Counting Objects</p> <p>https://www.youtube.com/watch?v=vVB7p6mZM0s</p> <p>ELA: The parts of a book song/English Songs/Scratch Garden</p> <p>https://www.youtube.com/watch?v=7dhW9I2xbFg</p>
5-5	<p>Math:</p> <p>K.CC.4 Understand the relationship between numbers and quantities; connect counting to cardinality.</p> <p>ELA:</p> <p>R.L.CS 5: Identify the front cover, back cover, and title page of a book.</p>	<p>Math:</p> <p>Scholars will be writing the number 9. Scholars will be coloring 3 objects, counting the objects and writing how many in the box.</p> <p>ELA: In this lesson, scholars will be labeling the parts of a book.</p>	<p>On YouTube please watch these videos prior to starting any of the assigned coursework.</p> <p>Math: Kindergarten Math Counting Objects</p> <p>https://www.youtube.com/watch?v=vVB7p6mZM0s</p> <p>ELA: The parts of a book song/English Songs/Scratch</p> <p>https://www.youtube.com/watch?v=7dhW9I2xbFgGarden</p>
5-6	<p>Math:</p> <p>K.CC.4 Understand the relationship between numbers and quantities; connect counting to cardinality.</p> <p>ELA:</p> <p>R.L.CS 5: Identify the front cover, back cover, and title page of a book.</p>	<p>Math:</p> <p>Scholars will be coloring 5 objects, then coloring the remaining objects a different color and then writing how many objects there are in the box.</p> <p>ELA:</p> <p>Scholars will be circling the parts of a book that match the word the book is next to.</p>	<p>On YouTube please watch these videos prior to starting any of the assigned coursework.</p> <p>Math: Kindergarten Math Counting Objects</p> <p>https://www.youtube.com/watch?v=vVB7p6mZM0s</p> <p>ELA: The parts of a book song/English Songs/Scratch Garden</p> <p>https://www.youtube.com/watch?v=7dhW9I2xbFg</p>

<p>5-7</p>	<p>Math:</p> <p>K.CC.4 Understand the relationship between numbers and quantities; connect counting to cardinality.</p> <p>ELA:</p> <p>R.L.CS 5: Identify the front cover, back cover, and title page of a book.</p>	<p>Math:</p> <p>In this lesson, scholars will be writing the number 10. Scholars will also be drawing rows of 5 circles to make 10.</p> <p>ELA:</p> <p>In this lesson, scholars will be circling the parts of a book.</p>	<p>On YouTube please watch these videos prior to starting any of the assigned coursework.</p> <p>Math: Kindergarten Math Counting Objects https://www.youtube.com/watch?v=vVB7p6mZM0s</p> <p>ELA: The parts of a book song/English Songs/Scratch Garden https://www.youtube.com/watch?v=7dhW9I2xbFg</p>
<p>5-8</p>	<p>Math:</p> <p>K.CC.4 Understand the relationship between numbers and quantities; connect counting to cardinality.</p> <p>ELA:</p> <p>R.L.CS 5: Identify the front cover, back cover, and title page of a book.</p>	<p>Math:</p> <p>Scholars will be counting the shapes and writing how many in the box. Scholars will also be drawing 10 objects, coloring 5 of them and then coloring 5 more a different color.</p> <p>ELA:</p> <p>Scholars will be making their own front covers.</p>	<p>On YouTube please watch these videos prior to starting any of the assigned coursework.</p> <p>Math: Kindergarten Math Counting Objects https://www.youtube.com/watch?v=vVB7p6mZM0s</p> <p>ELA: The parts of a book song/English Songs/Scratch Garden https://www.youtube.com/watch?v=7dhW9I2xbFg</p>

Name: _____

Date: Monday, May 4, 2020

BCCS-B

College: _____

Parent Signature: _____

(Parent signature is proof that parent reviewed work with scholar)

Parent/Scholar Notes: These are notes that can/should be shared with scholar's teacher	
Today my scholar was successful with....	Today my scholar struggled with understanding...

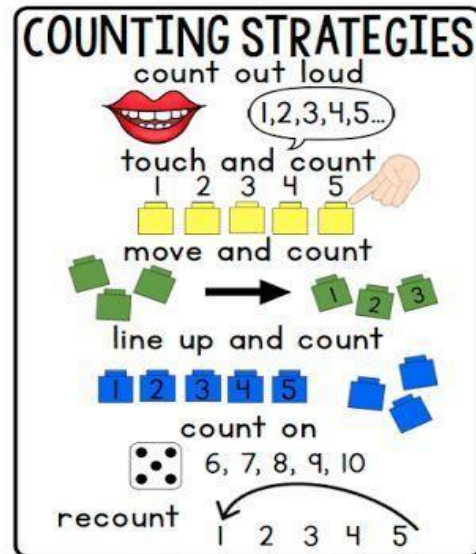

Common Core Standards and Skills:

ELA:

R.L.CS 5: Identify the front cover, back cover, and title page of a book.

Math:

K.CC.4 Understand the relationship between numbers and quantities; connect counting to cardinality.



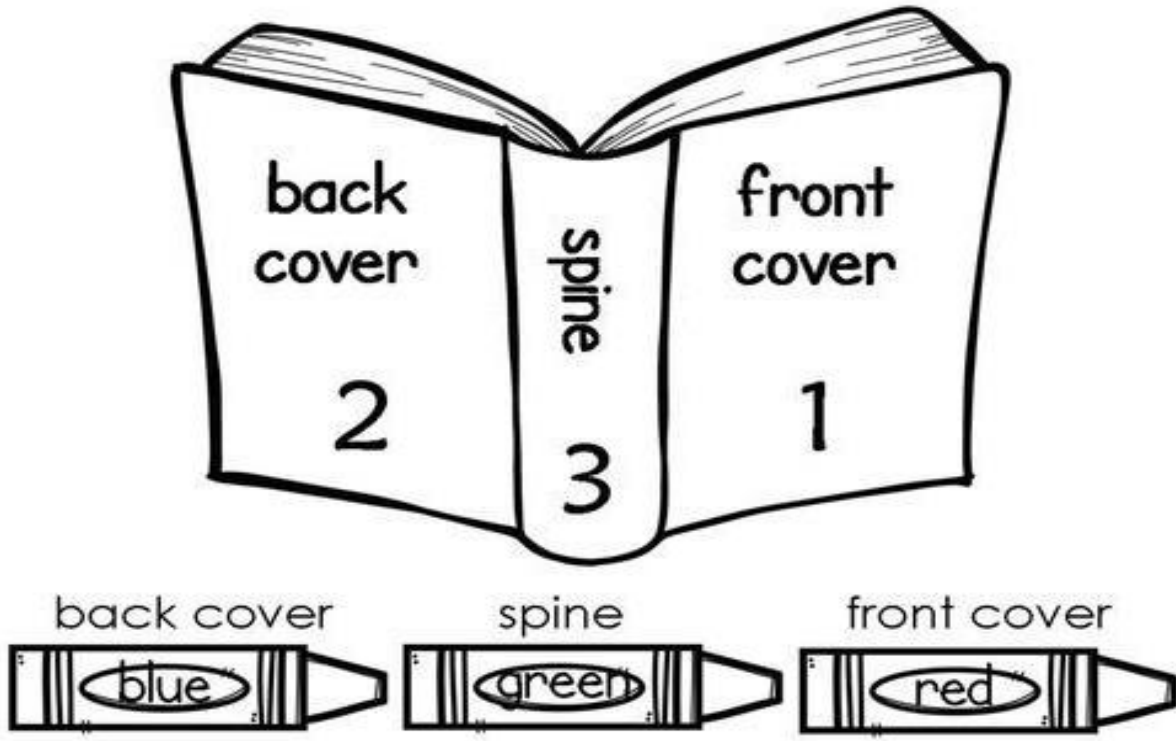
Name: _____

Date: May 4, 2020

BCCS-B

SUNY Cortland/Morrisville

Directions: Identify the parts of a book. Color the back cover blue. Color the spine green. Color the front cover red.



back cover

spine

front cover

2

3

1

back cover

spine

front cover

blue

green

red

The outside of a book has three main parts:

- 1 The **front cover** is the front of the book.
- 2 The **back cover** is the back of the book.
- 3 The **spine** holds the book together.

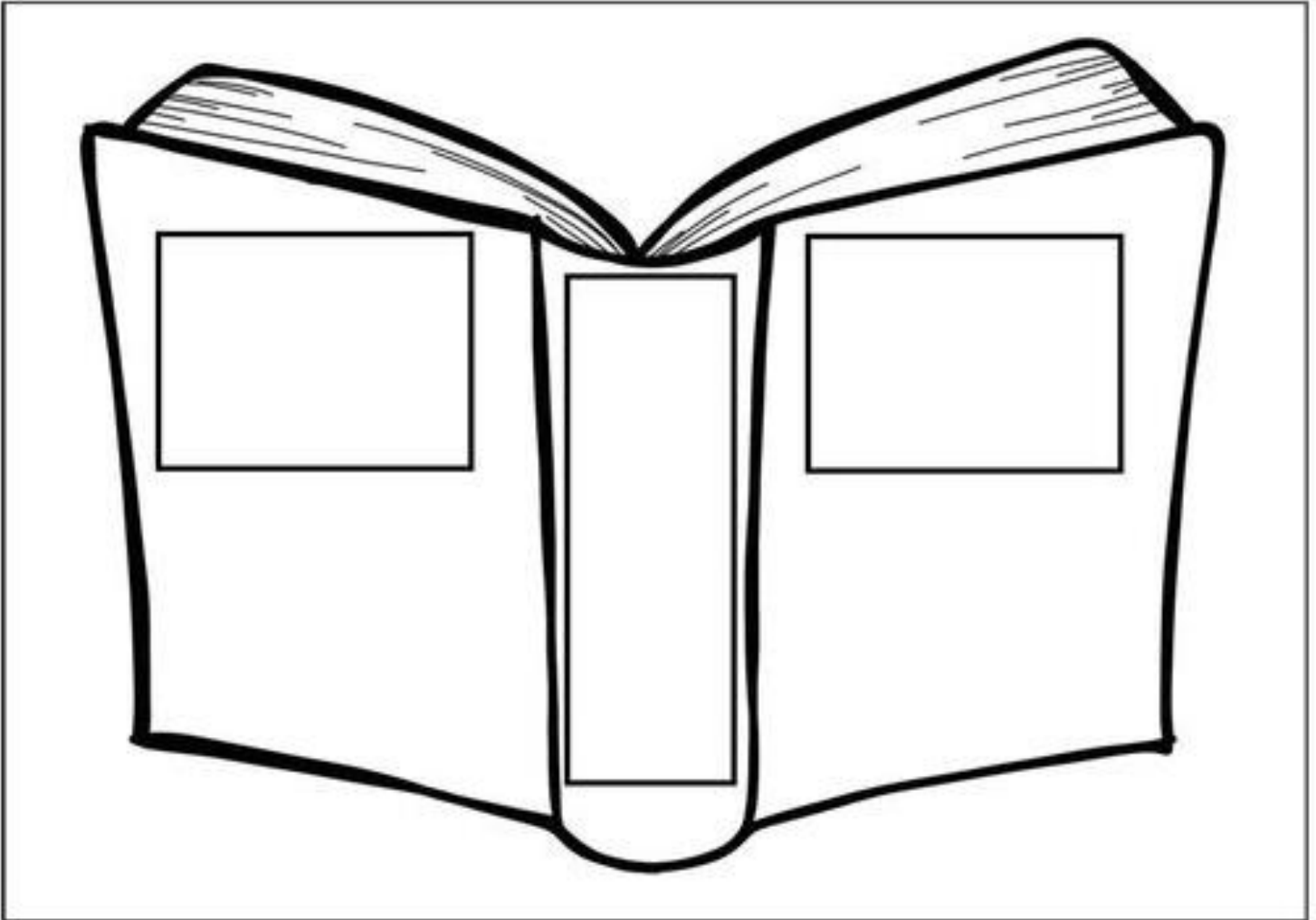
Name: _____

Date: May 4, 2020

BCCS-B

SUNY Cortland/Morrisville

Directions: Identify the parts of a book. Label each part of the book by writing the correct word in the box. Use the labels at the bottom of the page to help you with your spelling.



back
cover

spine

front
cover

Name: _____

Date: May 4, 2020

BCCS-B

SUNY Cortland/Morrisville

Directions: Write the spelling words in the Word Bank below on the given lines 3 times each.

Word Bank

Tan Had Dad Had Sad Man Fad Ran Pat Bag

1. _____

2. _____

3. _____

4. _____

5. _____

6. _____

7. _____

8. _____

9. _____

10. _____


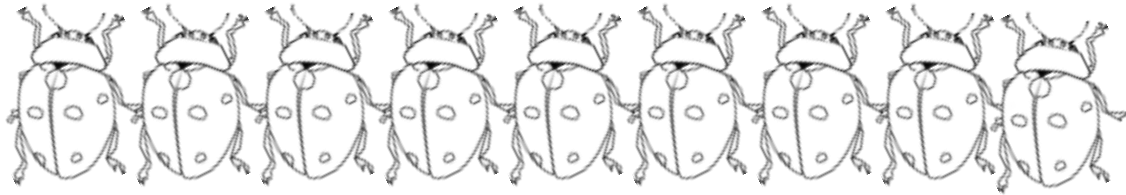
Name: _____

Date: May 4, 2020


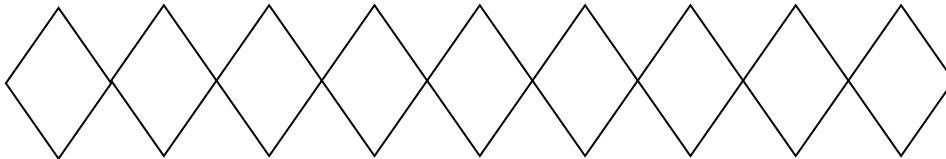
BCCS-B

SUNY Cortland/Morrisville


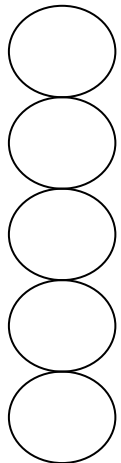
Color 5 ladybugs. Color the remaining ladybugs a different color.
Count all the ladybugs. Write how many in the box.



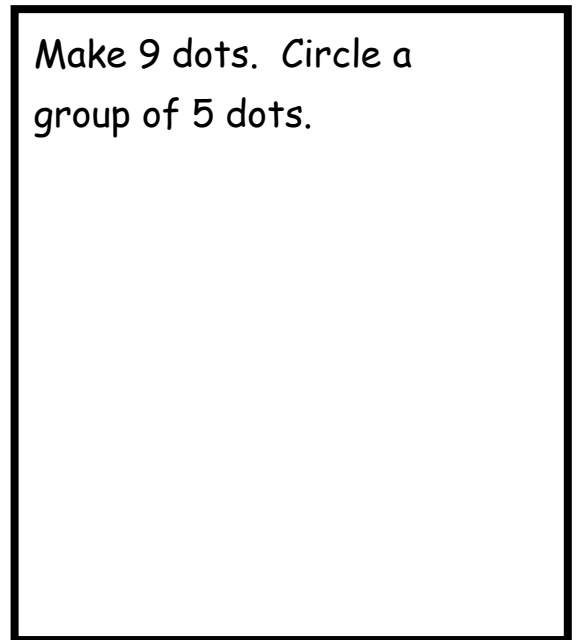
Color 5 diamonds. Color the remaining diamonds a different color.
Count all the diamonds. Write how many in the box.



Draw 4 more circles.
Count all the circles.
Write how many in the box.



Make 9 dots. Circle a group of 5 dots.



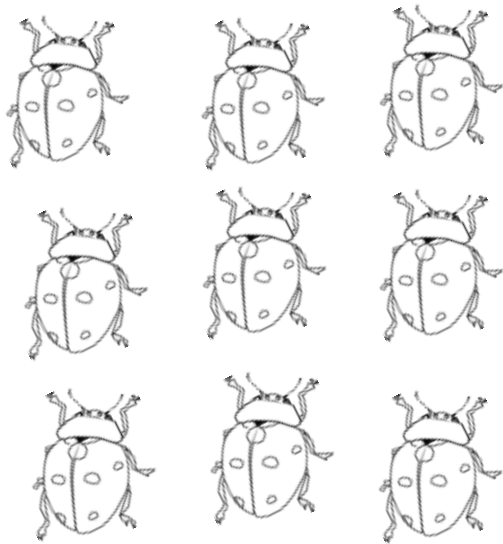
Name: _____

Date: May 4, 2020


BCCS-B

SUNY Cortland/Morrisville

Color 3 ladybugs. Count all the ladybugs. Write how many in the box.



Color 3 rectangles. Count all the rectangles. Write how many in the box.



Day 1 Challenge!
May 4, 2020



Directions: Write about the weather.

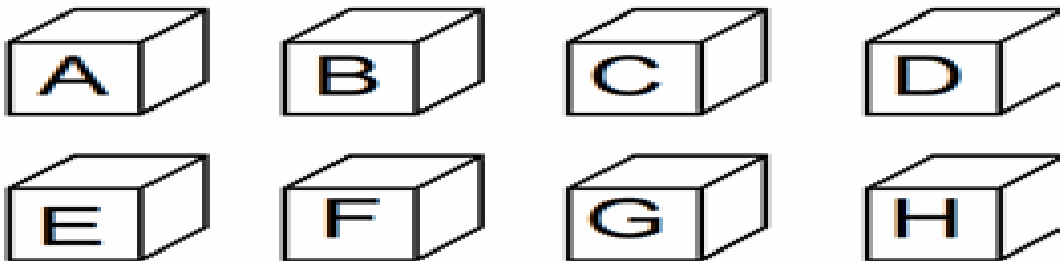
The weather today is _____



Above and below

Kindergarten Position Worksheets: Above and Below

Look at the blocks and answer the questions:



1. Which block is above the "E" block? _____
2. Which block is below the "A" block? _____
3. Which block is above the "H" block? _____
4. Which block is below the "C" block? _____
5. Which block is above the "F" block? _____

Name: _____

Date: Tuesday, May 5, 2020

BCCS-B

College: _____

Parent Signature: _____

(Parent signature is proof that parent reviewed work with scholar)

Parent/Scholar Notes: These are notes that can/should be shared with scholar's teacher	
Today my scholar was successful with....	Today my scholar struggled with understanding...

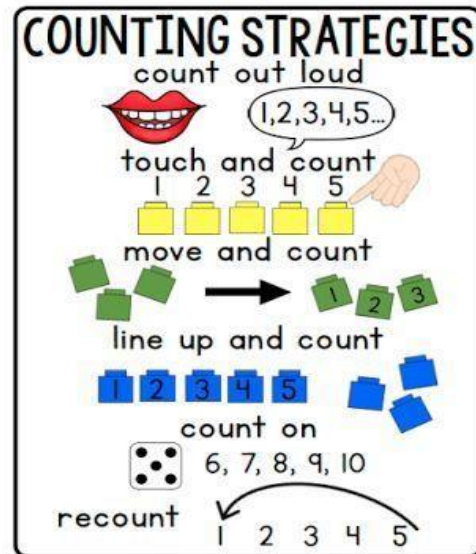

Common Core Standards and Skills:

ELA:

R.L.CS 5: Identify the front cover, back cover, and title page of a book.

Math:

K.CC.4 Understand the relationship between numbers and quantities; connect counting to cardinality.



Name: _____

Date: May 5, 2020

BCCS-B

SUNY Cortland/Morrisville

Parts of a Book - Front Cover - Trace and Write

Read, trace and write the words. Circle the parts of the front cover. Color.




Circle the title.

title




Circle the picture.

picture



Circle the author.

author



Circle the illustrator.

illustrator

Name: _____

Date: May 5, 2020

BCCS-B

SUNY Cortland/Morrisville

Directions: Write the spelling words in the Word Bank below on the given lines 3 times each.

Word Bank

Jet	Let	Met	Net	Pet	Set	Vet	Wet	Yet	Bed
-----	-----	-----	-----	-----	-----	-----	-----	-----	-----

1. _____

2. _____

3. _____

4. _____

5. _____

6. _____

7. _____

8. _____

9. _____

10. _____



Name: _____


Date: May 5, 2020

BCCS-B

SUNY Cortland/Morrisville


Directions: Practice tracing and writing the number.





Color 9 happy faces.

Circle a different group of 9 happy faces.



Day 2 Challenge!

May 5, 2020



**Directions: Count the words in each sentence.
Write the number of words in the box.**

A cat sat on a mat.

The dog ate the bone.

**Directions: Add the numbers and write the answer
on the line.**

$1+3=$ _____

$2+2=$ _____

$2+3=$ _____

$4+1=$ _____

Name: _____

Date: Wednesday, May 6, 2020

BCCS-B

College: _____

Parent Signature: _____

(Parent signature is proof that parent reviewed work with scholar)

Parent/Scholar Notes: These are notes that can/should be shared with scholar's teacher	
Today my scholar was successful with....	Today my scholar struggled with understanding...

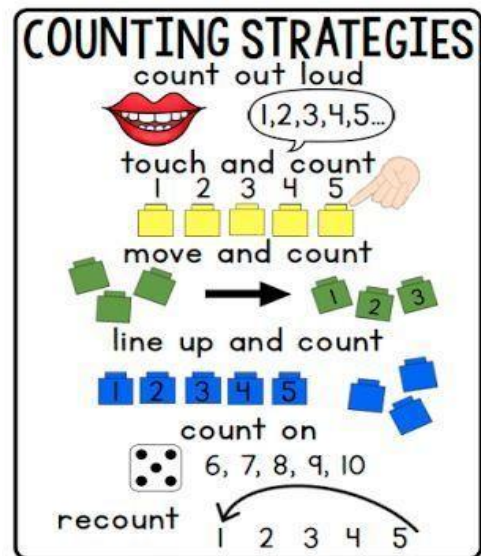

Common Core Standards and Skills:

ELA:

R.L.CS 5: Identify the front cover, back cover, and title page of a book.

Math:

K.CC.4 Understand the relationship between numbers and quantities; connect counting to cardinality.



Name: _____

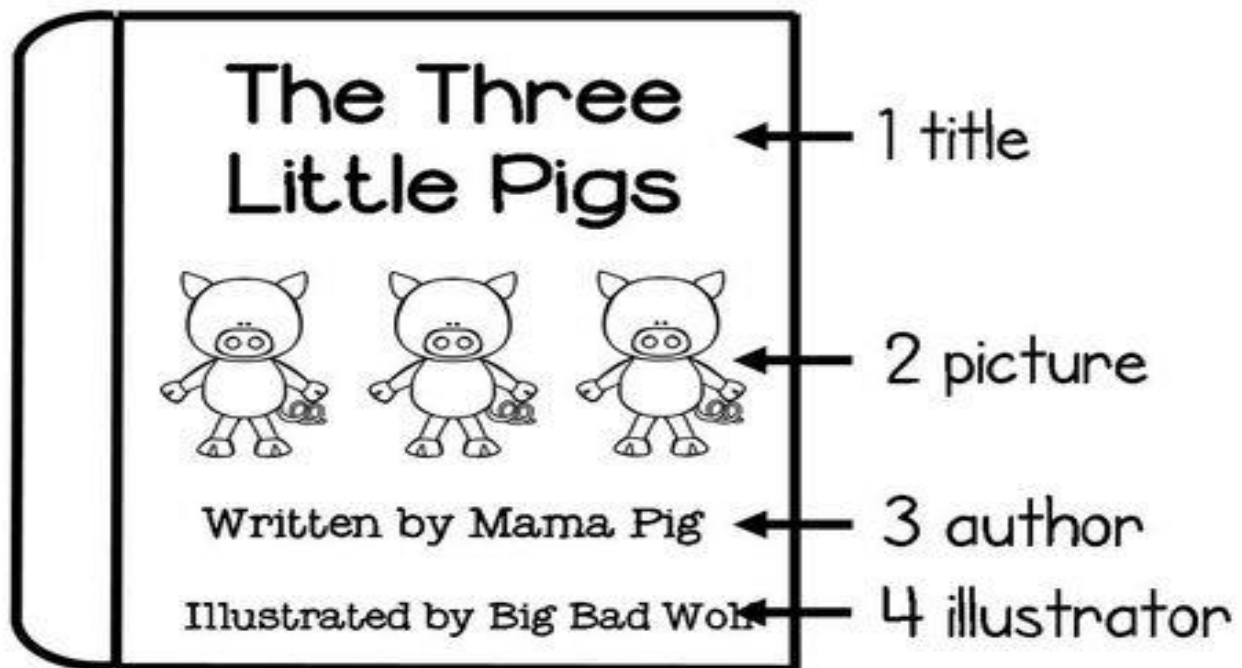
Date: May 6, 2020

BCCS-B

SUNY Cortland/Morrisville

Parts of a Book - Front Cover

Color the front cover of the book.



The front cover of a book has four main parts:

- 1 The **title** is the name of the story.
- 2 The **picture** shows what the story is about.
- 3 The **author** is the person who wrote the book.
- 4 The **illustrator** is the person who made the pictures.

Name: _____

Date: May 6, 2020

BCCS-B

SUNY Cortland/Morrisville

Directions: Write the spelling words in the Word Bank below on the given lines 3 times each.

Word Bank

Lid	Bib	Rid	Fig	Bin	Tin	Hip	Bit	Zit	Sip
-----	-----	-----	-----	-----	-----	-----	-----	-----	-----

1. _____

2. _____

3. _____

4. _____

5. _____

6. _____

7. _____

8. _____

9. _____

10. _____

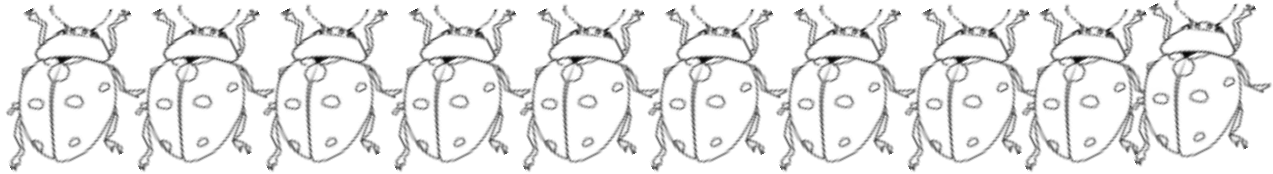
Name: _____

Date: May 6, 2020

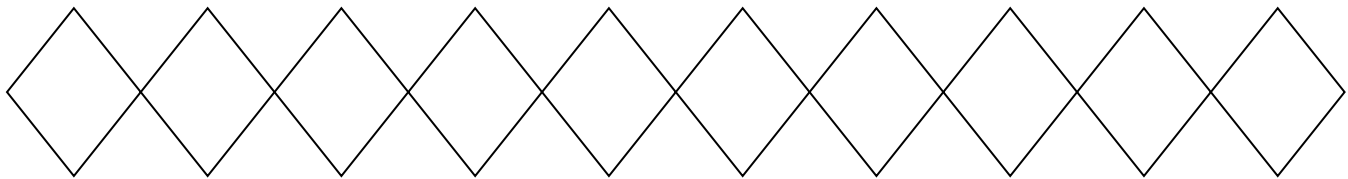
BCCS-B

SUNY Cortland/Morrisville

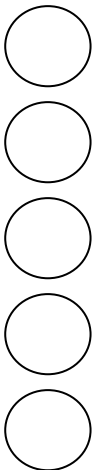
Color 5 ladybugs in a row. Color the remaining ladybugs a different color. Count all the ladybugs. Write how many in the box.



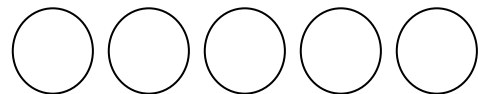
Color 5 diamonds in a row. Color the remaining diamonds a different color. Count all the diamonds. Write how many in the box.



Color 5 circles. Then, draw 5 circles to the right. Count all the circles. Write how many in the box.



Color 5 circles. Then, draw 5 circles below. Count all the circles. Write how many in the box.




Name: _____

Date: May 6, 2020

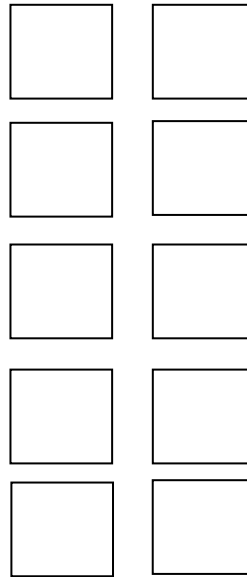
BCCS-B

SUNY Cortland/Morrisville

Color 5 ladybugs. Count all the ladybugs.
Write how many in the box.



Color 5 squares. Count all the squares.
Write how many in the box.



Day 5 Challenge!
May 6, 2020





Directions: Count the letters in each word. Write the number of letters in the box.

blue

rainbow

basketball

Directions: Finish the pattern.



Name: _____

Date: Thursday, May 7, 2020

BCCS-B

College: _____

Parent Signature: _____

(Parent signature is proof that parent reviewed work with scholar)

Parent/Scholar Notes: These are notes that can/should be shared with scholar's teacher	
Today my scholar was successful with....	Today my scholar struggled with understanding...

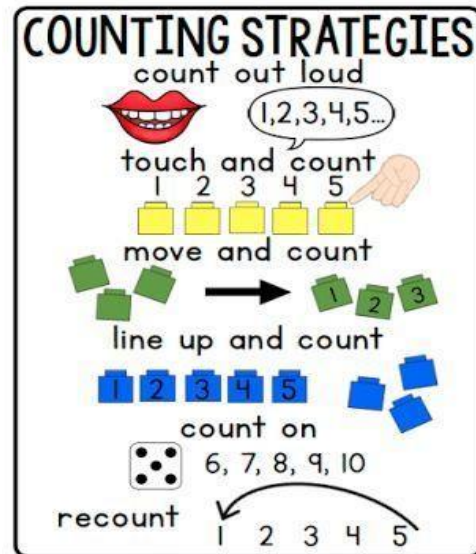

Common Core Standards and Skills:

ELA:

R.L.CS 5: Identify the front cover, back cover, and title page of a book.

Math:

K.CC.4 Understand the relationship between numbers and quantities; connect counting to cardinality.



Name: _____


Date: May 7, 2020

BCCS-B

SUNY Cortland/Morrisville


Parts of a Book - Front Cover, Spine and Back Cover

Read, trace and write the words. Circle the parts of each book. Color.




Circle the front cover.

front cover



Circle the spine.

spine



Circle the back cover.

back cover

Name: _____

Date: May 7, 2020

BCCS-B

SUNY Cortland/Morrisville

Match a word with a picture.

mom •

dog •

bug •

dad •

pets •

van •

rug •

car •



Name: _____

Date: May 7, 2020

BCCS-B

SUNY Cortland/Morrisville

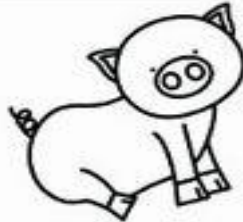
Name: _____

Color the Word



lip

lid



pin

pig



fin

fig



kit

kid



win

wig



zit

zip



bit

bib



bid

bin



mix

mid



pit

pin



tip

tin



kid

kit

Name: _____

Date: May 7, 2020

BCCS-B

SUNY Cortland/Morrisville

Directions: Practice tracing the numbers and write the number on the line.







Name: _____

Date: May 7, 2020

BCCS-B

SUNY Cortland/Morrisville

Draw 10 circles in a row. Color the first 5 yellow and the second 5 blue. Write how many circles in the box.

Draw 5 circles in the gray part. Draw 5 circles in the white part. Write how many circles in the box.

--	--

Draw two towers of 5 next to each other. Color 1 tower red and the other tower orange. Circle groups of two.

Draw a row of 5 cubes. Draw another row of 5. Count. Write how many cubes.

Day 4 Challenge!
May 7, 2020



Yummy to the Core!



Use the Color Code to finish the picture!

the - yellow	we - brown	up - red	me - gray
run - blue	it - green	is - pink	

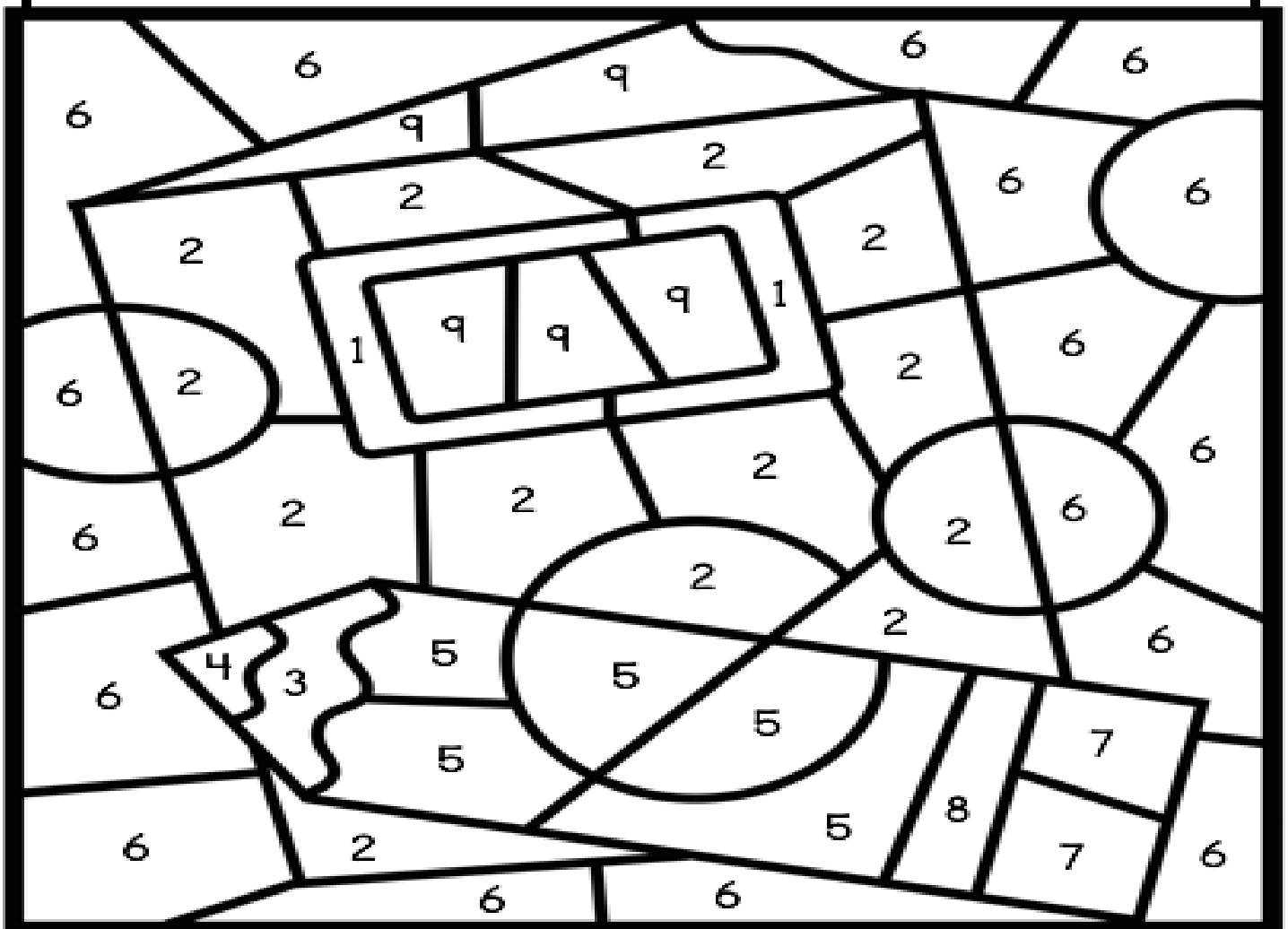
Day 4 Challenge!
May 7, 2020



COLOR BY CODE
Numbers 1 to 9



- | | | |
|------------|------------|-----------|
| 1 = blue | 4 = black | 7 = pink |
| 2 = orange | 5 = yellow | 8 = gray |
| 3 = brown | 6 = green | 9 = white |



Name: _____

Date: Friday, May 8, 2020

BCCS-B

College: _____

Parent Signature: _____

(Parent signature is proof that parent reviewed work with scholar)

Parent/Scholar Notes: These are notes that can/should be shared with scholar's teacher	
Today my scholar was successful with....	Today my scholar struggled with understanding...

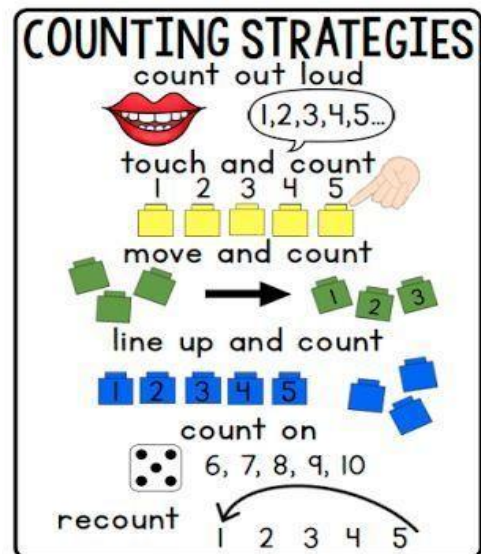

Common Core Standards and Skills:

ELA:

R.L.CS 5: Identify the front cover, back cover, and title page of a book.

Math:

K.CC.4 Understand the relationship between numbers and quantities; connect counting to cardinality.



Name: _____

Date: May 8, 2020

BCCS-B

SUNY Cortland/Morrisville

Parts of a Book - Make Your Own Front Cover

Write a title. Draw a picture. Fill in the author and illustrator names.

(title)

(picture)

Written by _____

Illustrated by _____

Name: _____

Date: May 8, 2020

BCCS-B

SUNY Cortland/Morrisville



CVC Words

Word to Picture Matching

bed

•

•



den

•

•



hen

•

•



jet

•

•



keg

•

•



leg

•

•



men

•

•



Name: _____

Date: May 8, 2020

BCCS-B

SUNY Cortland/Morrisville

Directions: Write the spelling words in the Word Bank below on the given lines 3 times each.

Word Bank

Cub	Mob	Sob	Hog	Log	Cop	Jot	Rub	Not	Cot
------------	------------	------------	------------	------------	------------	------------	------------	------------	------------

1. _____

2. _____

3. _____

4. _____

5. _____

6. _____

7. _____

8. _____

9. _____

10. _____



Name: _____

Date: May 8, 2020

BCCS-B

SUNY Cortland/Morrisville

Count the shapes, and write how many. Color the shape you counted first.



Draw 10 things. Color 5 of them. Color 5 things a different color.



Draw 10 circles. Color 5 circles. Color 5 circles a different color.



Day 7 Challenge!
May 8, 2020



Directions: Unscramble the color words. Write the word on the line.

edr _____

leylwo _____

leub _____

Directions: How many sides do the shapes have?

