

Name \_\_\_\_\_

## Kindergarten Homework Remote Learning Packet

### Week 5



Dear Educator,

My signature is proof that I have reviewed my scholar's work and supported him to the best of my ability to complete all assignments.

\_\_\_\_\_  
(Parent Signature)

\_\_\_\_\_  
(Date)

Parents please note that all academic are also available on our website at [www.brighterchoice.org](http://www.brighterchoice.org) under the heading "Remote Learning." All academic packet assignments are mandatory and must be completed by all scholars.



Name \_\_\_\_\_ Week 5 Day 1 Date: \_\_\_\_\_

BCCS-B

SUNY Cortland SUNY Morrisville

**Directions:** Write the missing numbers.

1, 2, 3, 4, 5

5, \_\_\_\_\_, 3, 2, \_\_\_\_\_

\_\_\_\_\_, 3, 2, 1, \_\_\_\_\_

\_\_\_\_\_, 1, 2, \_\_\_\_\_, 4

Draw 3 red fish and 1 green fish.

How many fish are there in all? There are \_\_\_\_\_ fish.

3 fish and 1 fish make \_\_\_\_\_ fish. 4 is the same as \_\_\_\_\_ and \_\_\_\_\_.

Make 2 happy faces and 3 sad faces.

How many faces are there in all? There are \_\_\_\_\_ faces.

2 faces and 3 faces make \_\_\_\_\_ faces.


5 is the same as \_\_\_\_\_ and \_\_\_\_\_.

Name \_\_\_\_\_ Week 5 Day 1 Date: \_\_\_\_\_

BCCS-B

SUNY Cortland SUNY Morrisville

**Directions:** Write the missing letter for each word. Then write the word.




h e n

\_\_\_\_\_

-----

\_\_\_\_\_



g g

\_\_\_\_\_

-----

\_\_\_\_\_



l g

\_\_\_\_\_

-----

\_\_\_\_\_



ne

\_\_\_\_\_

-----

\_\_\_\_\_



e

\_\_\_\_\_

-----

\_\_\_\_\_



b t

\_\_\_\_\_

-----

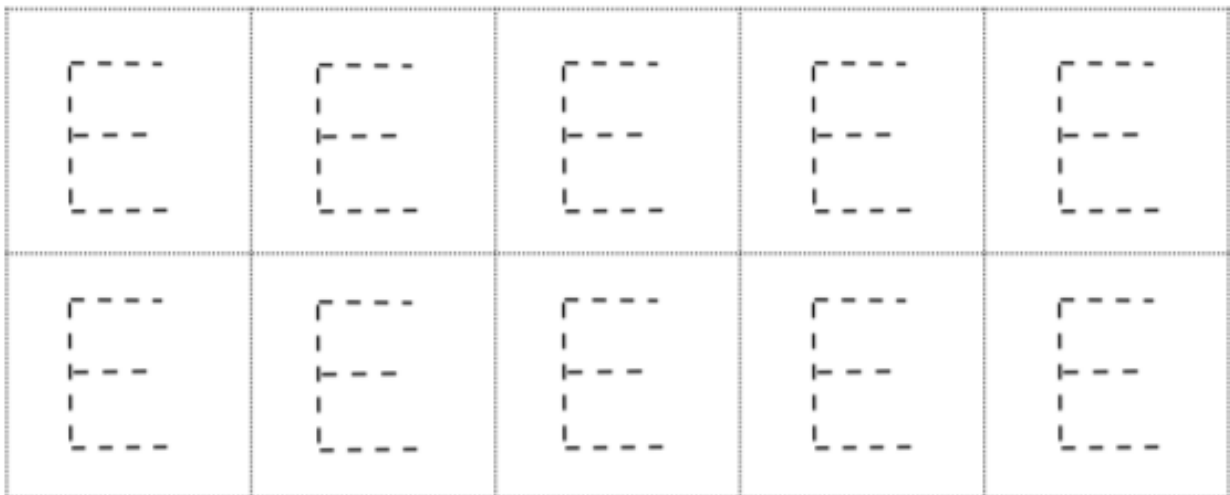

\_\_\_\_\_

Name \_\_\_\_\_ Week 5 Day 1 Date: \_\_\_\_\_

BCCS-B


SUNY Cortland SUNY Morrisville

**Directions:** Trace the letter E.





# Day # 2















Name \_\_\_\_\_ Week 5 Day 2 Date: \_\_\_\_\_

BCCS-B

SUNY Cortland SUNY Morrisville

**Directions:** Fill in the missing numbers.

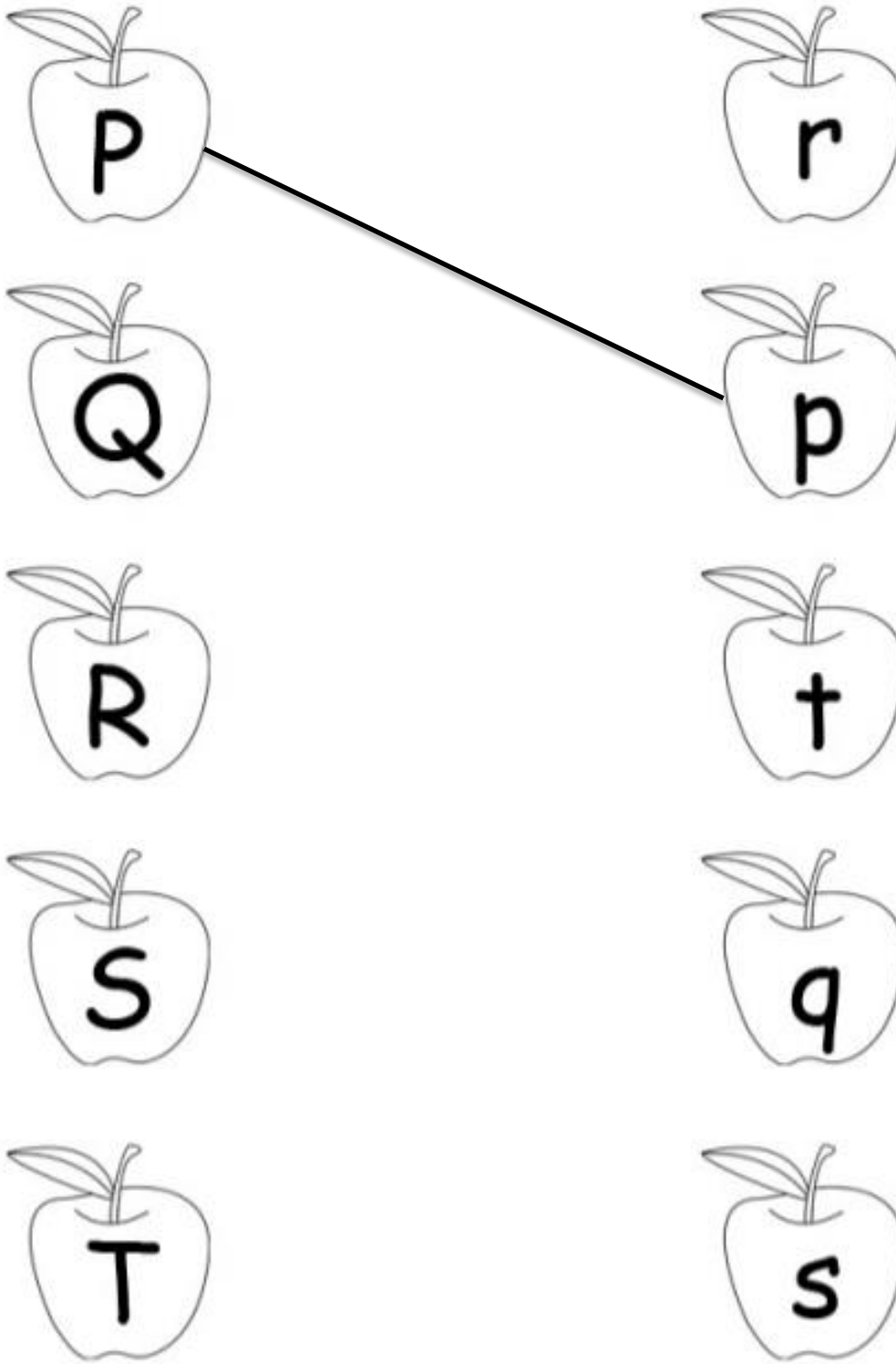
			
			
			

Name \_\_\_\_\_ Week 5 Day 2 Date: \_\_\_\_\_

BCCS-B

SUNY Cortland SUNY Morrisville

**Directions:** Draw a line to match each uppercase letter with its lowercase letter.



Name \_\_\_\_\_ Week 5 Day 2 Date: \_\_\_\_\_

BCCS-B


SUNY Cortland SUNY Morrisville

**Directions:** Trace and write the word **the**.

the	the	
the	the	
the	the	
the	the	
the	the	
the	the	
the	the	



# Day # 3

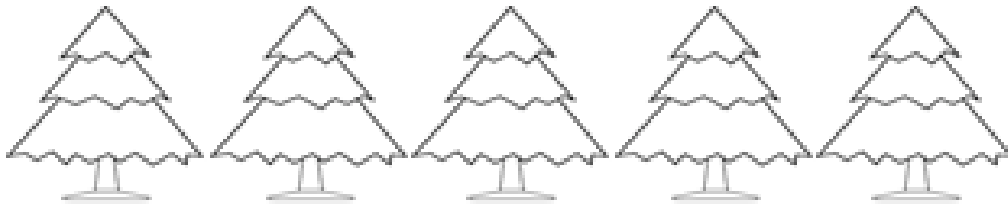


Name \_\_\_\_\_ Week 5 Day 3 Date: \_\_\_\_\_

BCCS-B

SUNY Cortland SUNY Morrisville


Color 4.




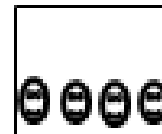




Color 5.



Color 6.



Connect the boxes with the same number.



Name \_\_\_\_\_ Week 5 Day 3 Date: \_\_\_\_\_

BCCS-B

SUNY Cortland SUNY Morrisville

**Directions:** Circle the pictures that rhyme with the first picture in each row.



Name \_\_\_\_\_ Week 5 Day 3 Date: \_\_\_\_\_

BCCS-B

SUNY Cortland SUNY Morrisville

**Directions:** Trace and write the word **at**.

at	at	
at	at	
at	at	
at	at	
at	at	
at	at	

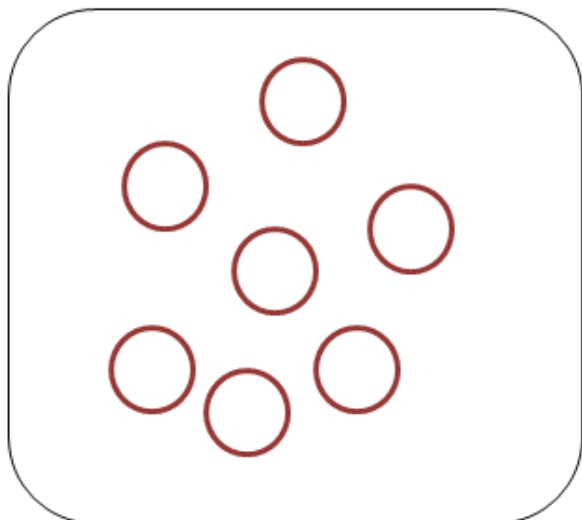


Name \_\_\_\_\_ Week 5 Day 4 Date: \_\_\_\_\_

BCCS-B

SUNY Cortland SUNY Morrisville

Color 6



Color 5



Circle 6  balloons.





























Name \_\_\_\_\_ Week 5 Day 4 Date: \_\_\_\_\_

BCCS-B

SUNY Cortland SUNY Morrisville

**Directions:** Write the missing lowercase letters.

Name \_\_\_\_\_ Week 5 Day 4 Date: \_\_\_\_\_

BCCS-B


SUNY Cortland SUNY Morrisville

**Directions:** Trace and write the spelling words.

hat	hat	
bat	bat	
hot	hot	
hat	hat	
bat	bat	
hot	hot	



# Day # 5









Name \_\_\_\_\_ Week 5 Day 5 Date: \_\_\_\_\_

BCCS-B

SUNY Cortland SUNY Morrisville

**Directions:** Draw lines to connect the numbers and animals that go together.

3	
4	
5	
6	
7	
8	

A line is drawn from the number 3 to the row containing 3 elephants.

BCCS-B

SUNY Cortland SUNY Morrisville

**Directions:** Trace the words in the boxes. Find the 2 words that rhyme in each row. Put an **X** in the little square boxes next to each image that rhymes.

<input checked="" type="checkbox"/>  ball	<input checked="" type="checkbox"/>  fall	<input type="checkbox"/>  snail
<input type="checkbox"/>  cab	<input type="checkbox"/>  tub	<input type="checkbox"/>  crab
<input type="checkbox"/>  bread	<input type="checkbox"/>  hand	<input type="checkbox"/>  bed
<input type="checkbox"/>  yak	<input type="checkbox"/>  cake	<input type="checkbox"/>  snake

Name \_\_\_\_\_ Week 5 Day 5 Date: \_\_\_\_\_

BCCS-B

SUNY Cortland SUNY Morrisville

**Directions:** Read, trace and write the spelling words.

Read

Trace

Write

hat

hat

bat

bat

hot

hot

Name \_\_\_\_\_

## Kindergarten Homework Remote Learning Packet

### Week 6



Dear Educator,

My signature is proof that I have reviewed my scholar's work and supported him to the best of my ability to complete all assignments.

\_\_\_\_\_  
(Parent Signature)

\_\_\_\_\_  
(Date)

Parents please note that all academic are also available on our website at [www.brighterchoice.org](http://www.brighterchoice.org) under the heading "Remote Learning." All academic packet assignments are mandatory and must be completed by all scholars.



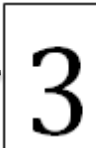
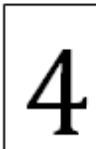
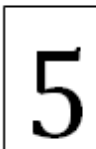
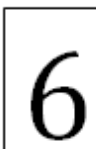











Name \_\_\_\_\_ Week 6 Day 1 Date: \_\_\_\_\_

BCCS-B

SUNY Cortland SUNY Morrisville

**Directions:** Draw a line from the numeral to the 5-group cards it matches.

A line is drawn from the 5-group card with 0 dots to the numeral 3.

Fill in the missing numbers.

\_\_\_\_, 5, \_\_\_\_, 7

7, 6, \_\_\_\_, 4, \_\_\_\_, 2

1, \_\_\_\_, 3, \_\_\_\_, 5, \_\_\_\_, \_\_\_\_

7, \_\_\_\_, 5, \_\_\_\_, \_\_\_\_, 2, 1


Name \_\_\_\_\_ Week 6 Day 1 Date: \_\_\_\_\_

BCCS-B

SUNY Cortland SUNY Morrisville

**Directions:** Read the story. Answer the questions at the bottom.

I see a little ladybug.



It is red with dots.



It crawls on the leaf.



I take it home to show mom.



1. What do you see?

2. What color is the  
ladybug?

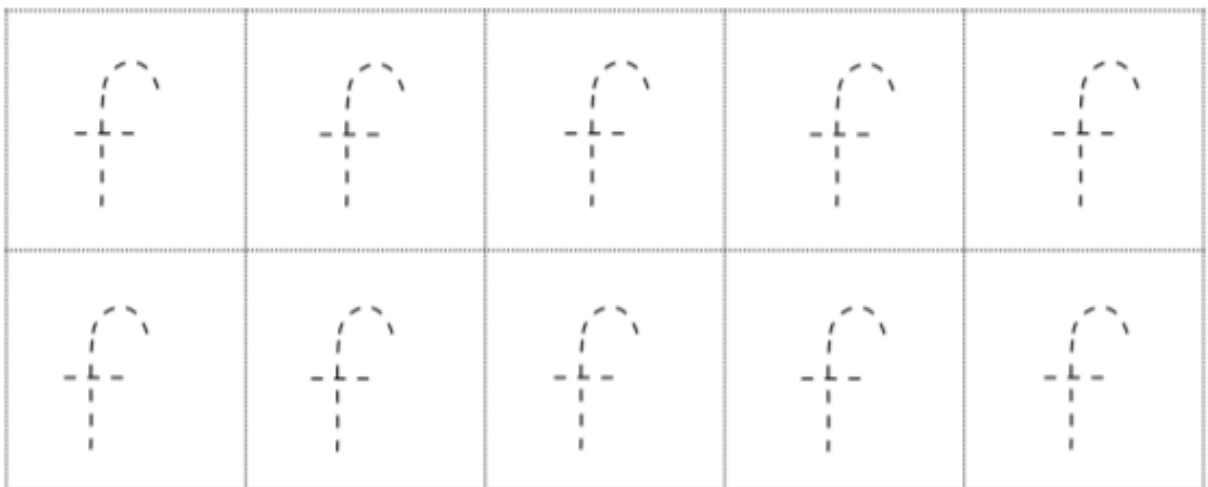
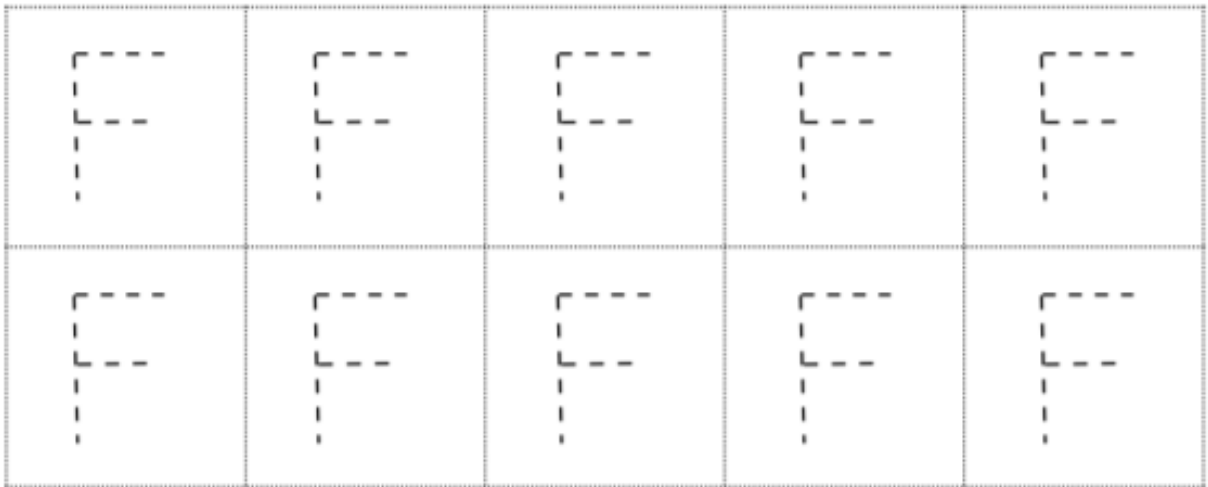
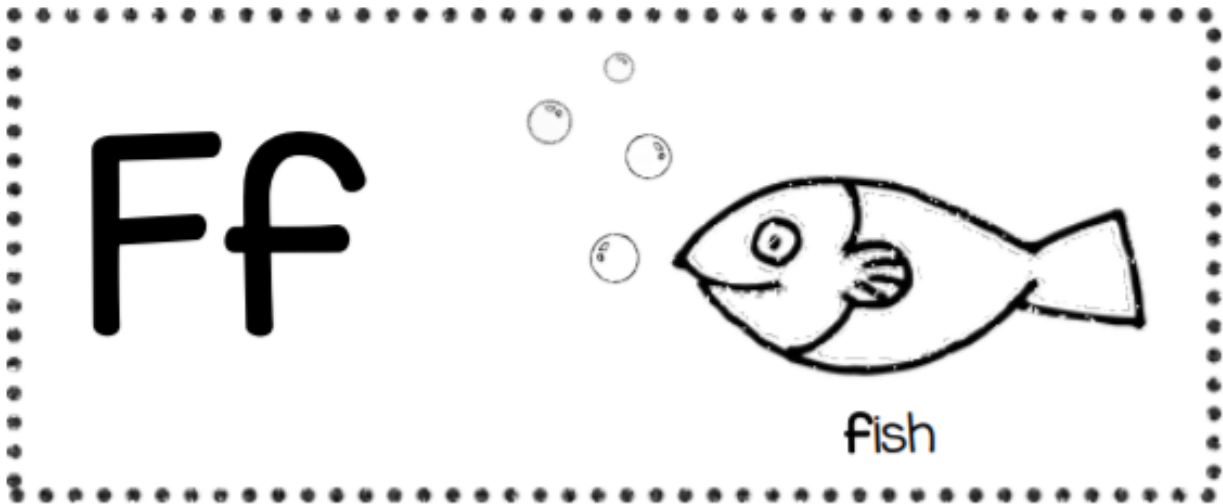
3. What does it crawl on?

Name \_\_\_\_\_ Week 6 Day 1 Date: \_\_\_\_\_

BCCS-B


SUNY Cortland SUNY Morrisville

**Directions:** Trace the letter F.





# Day # 2

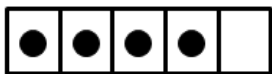


Name \_\_\_\_\_ Week 6 Day 2 Date: \_\_\_\_\_

BCCS-B

SUNY Cortland SUNY Morrisville

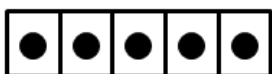
**Directions:** How many? Write the number in the box.



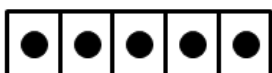
4
---



--



--



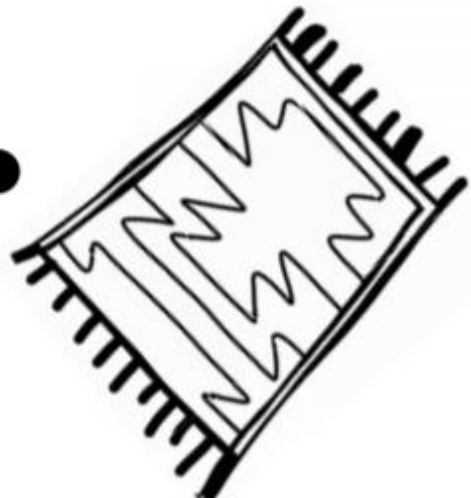


--

Name \_\_\_\_\_ Week 6 Day 2 Date: \_\_\_\_\_

BCCS-B

SUNY Cortland SUNY Morrisville

**Directions:** Draw a line to match the pictures that rhyme.



Name \_\_\_\_\_ Week 6 Day 2 Date: \_\_\_\_\_

BCCS-B


SUNY Cortland SUNY Morrisville

**Directions:** Trace and write the word **to**.

<b>Trace it</b>	<b>Write it</b>	<b>Box it</b>									
	<div style="border-bottom: 1px solid black; height: 10px; width: 100%;"></div> <div style="border-bottom: 1px dashed black; height: 10px; width: 100%;"></div> <div style="border-bottom: 1px solid black; height: 10px; width: 100%;"></div>										
<b>Complete it</b>											
_o    t_    __ t_    _o    __ t_											
<b>Fill it in and Read it 3 times</b>											
I like __ see pigs. <div style="display: flex; justify-content: center; gap: 20px;"> </div>		I like __ see bats. <div style="display: flex; justify-content: center; gap: 20px;"> </div>									
<b>Rainbow Write it</b>	<b>Find it</b>										
<div style="display: flex;"> <div style="flex: 1;">           1. Red 2. Orange 3. Yellow 4. Green 5. Blue 6. Purple         </div> <div style="flex: 2; text-align: center; padding: 20px;"> </div> </div>	<table border="1" style="border-collapse: collapse; width: 100%;"> <tr> <td style="padding: 10px;">we</td> <td style="padding: 10px;">to</td> <td style="padding: 10px;">like</td> </tr> <tr> <td style="padding: 10px;">to</td> <td style="padding: 10px;">the</td> <td style="padding: 10px;">to</td> </tr> <tr> <td style="padding: 10px;">see</td> <td style="padding: 10px;">to</td> <td style="padding: 10px;">and</td> </tr> </table>		we	to	like	to	the	to	see	to	and
we	to	like									
to	the	to									
see	to	and									



# Day # 3



Name \_\_\_\_\_ Week 6 Day 3 Date: \_\_\_\_\_

BCCS-B

SUNY Cortland SUNY Morrisville

**Directions:** Color 4 squares blue. Color 4 squares yellow. Count how many squares. Write the number in the box.


8
---

Color 4 squares green. Color 4 squares brown.  
Count how many squares. Write the number in the box.

--


Name \_\_\_\_\_ Week 6 Day 3 Date: \_\_\_\_\_

BCCS-B

SUNY Cortland SUNY Morrisville

**Directions:** Fill in the missing capital (uppercase) letters.

A <u>    </u> <u>B</u> C	K <u>    </u> M
F <u>    </u> H	S <u>    </u> U
D <u>    </u> F	J <u>    </u> L
W <u>    </u> Y	G <u>    </u> I
M <u>    </u> O	O <u>    </u> Q
R <u>    </u> T	V <u>    </u> X
B <u>    </u> D	X <u>    </u> Z

Name \_\_\_\_\_ Week 6 Day 3 Date: \_\_\_\_\_

BCCS-B

SUNY Cortland SUNY Morrisville

**Directions:** Trace and write the word **look**.

look	look	
look	look	
look	look	
look	look	
look	look	
look	look	




Name \_\_\_\_\_ Week 6 Day 4 Date: \_\_\_\_\_

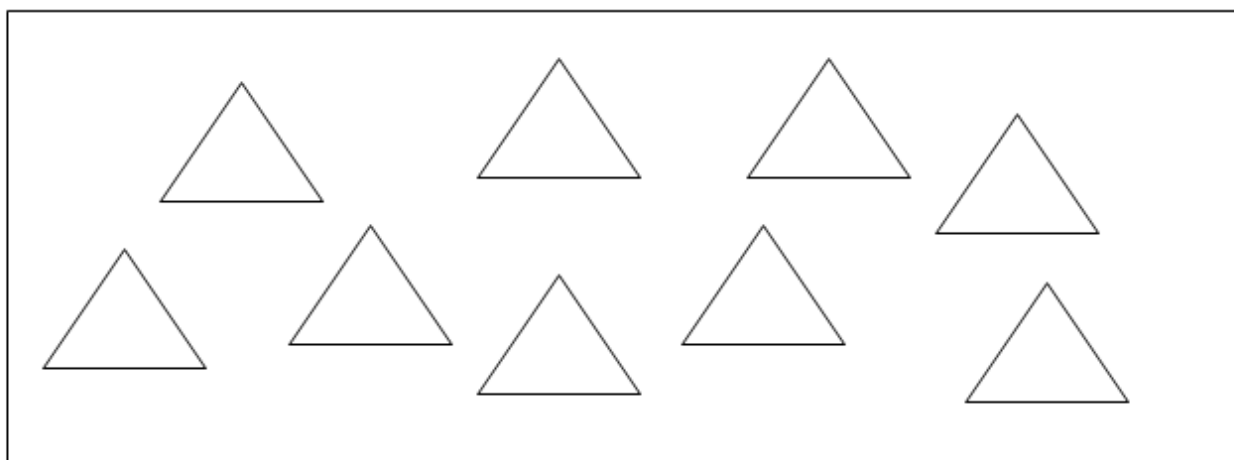
BCCS-B

SUNY Cortland SUNY Morrisville

**Directions:** Draw 8 beads around the circle.



**Color 8.** Draw a line to show your counting path.
















Name \_\_\_\_\_ Week 6 Day 4 Date: \_\_\_\_\_

BCCS-B

SUNY Cortland SUNY Morrisville

**Directions:** Look at the box in each row, then draw a circle around the picture that does not begin with the sound in the box.


i			
j			
k			
l			
m			
n			

Name \_\_\_\_\_ Week 6 Day 4 Date: \_\_\_\_\_

BCCS-B

SUNY Cortland SUNY Morrisville

**Directions:** Write the missing capital (uppercase) letter in the space provided.

A	B	C	D
E	F	G	H
I	J	K	L
M		N	
O	P	Q	R
S	T	U	V
W	X	Y	Z











Name \_\_\_\_\_ Week 6 Day 5 Date: \_\_\_\_\_

BCCS-B

SUNY Cortland SUNY Morrisville

**Directions:** Count how many leaves and write on the line.

 How many? <b>2</b> _____	 How many? _____
 How many? _____	 How many? _____
 How many? _____	 How many? _____
 How many? _____	 How many? _____

Name \_\_\_\_\_ Week 6 Day 5 Date: \_\_\_\_\_

BCCS-B

SUNY Cortland SUNY Morrisville

**Directions:** Circle the beginning sound for each word.



T

M

B



P

W

H



A

P


H



W

M

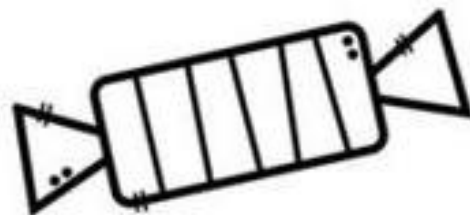
P



P

S

N



G

C

M

Name \_\_\_\_\_ Week 6 Day 5 Date: \_\_\_\_\_

BCCS-B

SUNY Cortland SUNY Morrisville

**Directions:** write the missing lowercase letters.

