

Name _____



**1st Grade Reading Mastery Remote Learning Packet
Week 7**



Dear Educator,

My signature is proof that I have reviewed my scholar's work and supported him to the best of my ability to complete all assignments.


(Parent Signature)

(Date)

Parents please note that all academic are also available on our website at www.brighterchoice.org under the heading "Remote Learning." All academic packet assignments are mandatory and must be completed by all scholars.



Day # 1



Name: _____ Week 7 Day 1: Date: _____

BCCS-B

RPI Siena Union

Directions: **Part 1:** Read and write the sentence. **Part 2:** Circle the matching sounds in each row.

Part 1

hē ■ is ■ in
thē ■ sun.

hē ■ is ■ in

thē ■ sun.

Part 2

t	f	a	f	d	f	t	f	s	f
i	i	i	i	s	i	r	i	i	
a	d	a	a	a	d	a	ā	a	d
h	n	ē	n	s	n	t	n	h	n

Name: _____

Week 7 Day 1: Date: _____

BCCS-B

RPI Siena Union

Directions: Part 1: Circle "n" and X out the short "u". Part 2: Match the words that are the same. Part 3: Practice writing each sound.

Part 2

Part 1

h ~~u~~ n

u m o

 n u

u h t n

i n u

c n



sat.	mad
man.	fin
not.	man
mad.	sat
fin.	not

Part 3

n _____

h _____

u _____


a _____

m _____

s _____



Day # 2



Name: _____ Week 7 Day 2: Date: _____

BCCS-B

RPI Siena Union

Directions: Part 1: Read and write the sentence. Part 2: Circle the matching sounds in each row.

Part 1:

hē ■ āt_e

a ■ fat ■ nut.

hē ■ āt_e

Part 2:

ā	o	ā	o	ā	i	ā	a	ā	o
m	c	n	c	h	c	m	c	a	c
r	s	h	s	r	s	a	s	ē	s
i	h	a	h	n	h	i	h	m	h

Name: _____ Week 7 Day 2: Date: _____

BCCS-B

RPI Siena Union

Directions: Part 1: Circle "t" and X out the short "i". Part 2: Match the words that are the same. Part 3: Practice writing each sound.

Part 2:

Part 1:

c ~~i~~ t

i t d
h h n
t i t
o i
h i
t i

and	fat
is	hē
hē	not
not	and
fat	is

Part 3:



n _____

u _____

h _____


t _____

o _____

c _____



Day # 3



Name: _____ Week 7 Day 3 Date: _____

BCCS-B

RPI Siena Union

Directions: Part 1: Read and write the sentence. Part 2: Match the words that are the same. Part 3: Circle the "h" sound and X out the short "u" sound.

Part 1:

hē ■ **had** ■ **a** ■ **hut.**

hē ■ **had** ■ **a** ■ **nut**

in ■ **his** ■ **hut.**

hē ■ had ■ a ■ hut.

■ ■ ■ ■

■ ■ ■ ■

Part 3:

Part 2:

<u>mud</u>	<u>rat</u>
<u>this</u>	<u>mud</u>
<u>that</u>	<u>this</u>
<u>rat</u>	<u>that</u>

u ~~u~~ (h)

g

h o

u h

ā

g u

h c



Name: _____ Week 7 Day 3: Date: _____

BCCS-B













RPI Siena Union

Directions: Part 1: Practice writing each sound. Part 2: Circle the picture that matches the word.

Part: 1


g  	
u	
n	
h	
a	

Part 2:

roc_k 	roc_k 	roc_k 
rat 	rat 	rat 
man 	man 	man 
mitt 	mitt 	mitt 



Day # 4



Name: _____

Week 7 Day 4 Date: _____

BCCS-B

RPI Siena Union

Directions: Part 1: Read and write the sentence. Part 2: Match the words that are the same. Part 3: Circle the long "a" sound and X out the "l" sound.

Part 1:

hē ■ āt_e ■ a ■ fig.

and ■ hē

is ■ sic_k.

hē ■ āt_e ■ a ■ fig.

■ ■ ■

■ ■ ■

Part 3:

Part 2:

mē _a n	sat	<table border="0"> <tr> <td>g</td> <td>l</td> <td>ā</td> </tr> <tr> <td>l</td> <td>ā</td> <td>h</td> </tr> <tr> <td>h</td> <td>o</td> <td>l</td> </tr> <tr> <td>l</td> <td>ā</td> <td>g</td> </tr> </table>	g	l	ā	l	ā	h	h	o	l	l	ā	g
g	l		ā											
l	ā		h											
h	o		l											
l	ā	g												
mē _a t	roc _k													
sat	mē _a t													
roc _k	mē _a n													

Name: _____ Week 7 Day 4: Date: _____

BCCS-B

RPI Siena Union



Directions: Part 1: Practice writing each sound. Part 2: Circle the picture that matches the word.

Part 1:

l
i
u
a
r




Part 2:





Day # 5



Name: _____ Week 7 Day 5 Date: _____

BCCS-B

RPI Siena Union

Directions: Part 1: Read and write the sentence. Part 2: Match the words that are the same. Part 3: Circle the "c" sound and X out the short "o" sound.

Part 1:

hē ■ has ■ a ■ sac_k.

hē ■ has ■ a ■ fan ■ and

a ■ rat ■ and ■ a ■ rag.

hē ■ has ■ a ■ sack.

Part 3:

Part 2:

hē	sun
sad	mē
mē	sad
sun	hē



c o l g o
u o ā
c c

© 2014 by Pearson Education, Inc. All rights reserved.

Name: _____ Week 7 Day 5 Date: _____


BCCS-B

RPI Siena Union





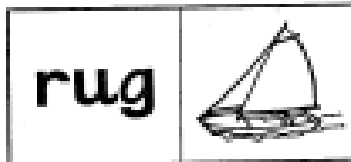
Directions : Part 1: Practice writing each sound. Part 2: Circle the picture that matches the word.

Part 1:

i _____
e _____
l _____
o _____
m _____




Part 2:





Name _____



**1st Grade Reading Mastery Remote Learning Packet
Week 8**



Dear Educator,

My signature is proof that I have reviewed my scholar's work and supported him to the best of my ability to complete all assignments.


(Parent Signature)

(Date)

Parents please note that all academic are also available on our website at www.brighterchoice.org under the heading "Remote Learning." All academic packet assignments are mandatory and must be completed by all scholars.



Day # 1



Name: _____ Week 8 Day 1: Date: _____

BCCS-B

RPI Siena Union

Directions: Part 1: Read and write the sentence. Part 2: Match the words that are the same. Part 3: Circle the "n" sound and X out the short "u" sound

Part 1:

hē ■ has ■ fun.

hē ■ is ■ in ■ thē ■ rāin

and ■ thē ■ mud.

hē ■ has ■ fun.

Part 2:

is	has
his	an
has	his
an	is

Part 3:

h	u	n
u		n
n	ā	g
o	u	
u	c	n


Name: _____ Week 8 Day 1: Date: _____

BCCS-B









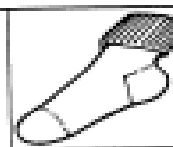


RPI Siena Union

Directions: Part 1: Practice writing each sound. Part 2: Circle the picture that matches the word

Part 1:


f	_____	
o	_____	
i	_____	
d	_____	
r	_____	

Part 2:

fan		fan		fan	
sad		sad		sad	
sit		sit		sit	
rag		rag		rag	



Day # 2



Name: _____

Week 8 Day 2: Date: _____

BCCS-B

RPI Siena Union

Directions: Part 1: Read and write the sentence. Part 2: Match the words that are the same. Part 3: Circle the "l" sound and X out the short "i" sound

Part 1:

that ■ man ■ has ■ thē ■ māil.

hē ■ is ■ lātē.

hē ■ has ■ thē ■ māil.

Part 2:

fun	sit
fat	fun
sit	sic _k
fan	fat
sic _k	fan

Part 3:

	i	l
i	a	
c	i	l
w	g	
	l	i
		u



Name: _____ Week 8 Day 2: Date: _____

BCCS-B













RPI Siena Union

Directions:: Part 1: Practice writing each sound. Part 2: Circle the picture that matches the word

Part 1:

w		
n		
l		
t		
a		

Part 2:


mē_an		mē_an		mē_an	
f_at		f_at		f_at	
sic_k		sic_k		sic_k	
roc_k		roc_k		roc_k	



Veteran's Day- NO SCHOOL



Day # 4



Name: _____ Week 8 Day 4 Date: _____

BCCS-B

RPI Siena Union

Directions: Part 1: Read and write the sentence. Part 2: Match the words that are the same. Part 3: Circle the “m” sound and X out the “w” sound

Part 1:

thē ▪ loc_k ▪ is ▪ on ▪ a ▪ roc_k.

thē ▪ nut ▪ is ▪ on ▪ thē ▪ loc_k.

it ▪ is ▪ on ▪ a ▪ rock.

Part 2:

mā _i l	lāt _e
lāt _e	sā _i l
hāt	mā _i l
hāt _e	hāt
sā _i l	hāt _e

Part 3:

m	w	m
h		
w	g	ā
	w	
i	m	
w	o	m

Name: _____ Week 8 Day 2: Date: _____

BCCS-B

RPI Siena Union



Directions: Part 1: Practice writing each sound. Part 2: Circle the picture that matches the word.

Part 1:

l _____
w _____
g _____
h _____
a _____




Part 2:

sac _k		sac _k		sac _k	
fan		fan		fan	
rat		rat		rat	
rag		rag		rag	



Day # 5



Name: _____ Week 8 Day 5 Date: _____

BCCS-B

RPI Siena Union

Directions: Part 1: Read and write the sentence. Part 2: Match the words that are the same. Part 3: Circle the short "i" sound and X out the "l" sound.

Part 1:

wē ■ sēē ■ a ■ hut. ■ wē ■ will

run ■ in ■ thē ■ hut.

wē ■ will ■ loc_k ■ thē ■ hut.

wē ■ sēē ■ a ■ hut.

Part 2:

loc_k

lic_k

sic_k

soc_k

roc_k

loc_k

soc_k

roc_k

lic_k

sic_k

Part 3:

~~l~~ i

c

l

w

i

w

i

l

o

g

l

i

Name: _____ Week 8 Day 5 Date: _____

BCCS-B

RPI Siena Union


Directions: Part 1: Practice writing each sound. Part 2: Circle the picture that matches the word.

Part 1:

w w
g
c
l
o



Part 2:



Name: _____ Week 8 Day 5 Date: _____



BCCS-B

RPI Siena Union

Directions: Read the story. Complete the sentence using details from the story.

-ap Name _____

Rap the Dog



Rap is a dog. I can see Rap.
Rap can tap me. Rap can yap
and yap. I get Rap on my lap.
Rap has a nap on my lap.
Rap will not yap. Rap will not
tap. Rap will nap and nap.

Rap is a _____.

pig man dog

Rap can _____ me.

hug tap nip

Rap will nap on my _____.

lap bed rug

A Planning First Inc. product ©2009 by Mary Beth Inc. All rights reserved.