




Name _____



**1st Grade Reading Mastery Remote Learning Packet
Week 9**



Dear Educator,

My signature is proof that I have reviewed my scholar's work and supported him to the best of my ability to complete all assignments.


(Parent Signature)

(Date)

Parents please note that all academic packets are also available on our website at www.brighterchoice.org under the heading "Remote Learning." All academic packet assignments are mandatory and must be completed by all scholars.



Day # 1



Directions: Part 1: Read and write the sentence. Part 2: Match the words that are the same. Part 3: Circle the "sh" sound and X out the "th" sounds.

Part 1:

his ■ nāme ■ is ■ ron.

hē ■ will ■ run. ■ and

hē ■ will ■ sēē ■ mē.

his ■ nāme ■ is ■ ron.

Part 3:


Part 2:

hut	hit
hat	hut
nut	not
hit	nut
not	hat

th	sh
th	h
sh	th
ā	sh
w	sh
th	l
u	sh

Directions: Part 1: Practice writing each sound. Part 2: Circle the picture that matches the word.

Part 1:


sh sh	
n	
w	
a	
s	

Part 2:

rug 	rug 	rug 
sit 	sit 	sit 
sac_k 	sac_k 	sac_k 
mā_l 	mā_l 	mā_l 



Day # 2



Directions: Part 1: Read and write the sentence. Part 2: Circle the "th" sound and X out "sh" sound. Part 3: Match the words that are the same.

Part 1:

wē · had · a · ram.

that · ram · ran.

wē · ran · and

hē · ran.

wē · had · a · ram.

Part 2:

th	sh	th
sh	c	g
l	th	sh
th	ā	w
g	sh	th
sh	u	

Part 3:

ron	sēē
sēē	rat
run	ron
ran	sit
sit	run
rat	ran


Name: _____ Week 9 Day 2: Date: _____

BCCS-B

RPI Siena Union







Directions: Part 1: Practice writing each sound. Part 2: Circle the picture that matches the word.







Part 1:



sh	sh	
w		
g		
u		

a nut	a man	roc_k
		
		

Part 2:


sad	rat	a sac_k
		
		

rag	a loc_k	run
		
		

a rug	sit	a hat
		
		



Day # 3



Name: _____ Week 9 Day 3: Date: _____

BCCS-B

RPI Siena Union

Directions: Part 1: Read and write the sentence. Part 2: Circle "h" and X out "n". Part 3: Match the words that are the same.

Part 1:

this · is · a · cat.

this · cat · has · fat

fēēt. · this · cat · can

run · in · thē · mud.

this · is · a · cat.

Part 2:

h ā ~~n~~ (h)

 n

h o h

sh n g n

 c

n i h

 sh

Part 3:

wē	rān
mad	mud
will	mādē
mādē	mad
mud	wē
rān	will

Name: _____ Week 9 Day 3: Date: _____

BCCS-B

RPI Siena Union

Directions: Part 1: Practice writing each sound. Part 2: Circle the picture that matches the word.


Part 1:

th _____
sh sh _____
w _____
g _____




Part 2:


hut



a loc_k




a fan



hē



run




māil



mad



rān




a roc_k



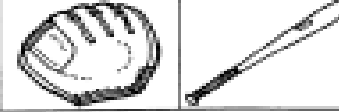
sic_k



fat




mitt





Day # 4



Directions: Part 1: Read and write the sentence. Part 2: Circle "w" and X out "m". Part 3: Match the words that are the same.

Part 1:

shē · has · a · cat.
 that · cat · is
 not · little · that · cat
 is · fat.

shē · has · a · cat.

Part 2:

h ~~m~~ w
 m w
 w g m i
 w
 m h
 sh w
 u m ā

Part 3:

cat	fat
can	fun
fun	fig
fat	fēēt
fēēt	cat
fig	can

Directions: Part 1: Practice writing each sound. Part 2: Circle the picture that matches the word.

Part 1:

th _____
a _____
sh _____
l _____



Part 2:

a sac_k

A black and white illustration showing a sack on the left and a suitcase on the right.

sit

A black and white illustration showing a horse on the left and a person sitting on a rocking chair on the right.

nut

A black and white illustration showing a balloon on the left and a nut on the right.

man

A black and white illustration showing a man on the left and a young girl on the right.

a rag

A black and white illustration showing a rag on the left and a car on the right.

mē.n

A black and white illustration showing a girl on the left and a boy on the right.

mud

A black and white illustration showing a mud pie on the left and a hand pouring mud on the right.

rā.n

A black and white illustration showing a sun on the left and rain falling on the right.

mā.l

A black and white illustration showing mail on the left and a balloon on the right.

hē

A black and white illustration showing a girl on the left and a boy on the right.

rug


A black and white illustration showing a rug on the left and a window on the right.

a hut

A black and white illustration showing a hut on the left and a train on the right.



Day # 5



Directions: Part 1: Read and write the sentence. Part 2: Circle the short "a" and X out the long "ā". Part 3: Match the words that are the same.

Part 1:

hē · has · a · shac_k.

thē · shac_k · is · in · thē

sand · thē · man · is

in · thē · shac_k.

hē · has · a · shack.


Part 2:

ā	a	shē	fan
ā	w	sat	sit
h	ā	fat	sac _k
w	c	fan	fat
a	a	sac _k	sat
ā	sh	sit	shē



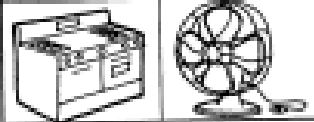







Part 3:

Directions: Part 1: Practice writing each sound. Part 2: Circle the picture that matches the word.

Part 1:


sh _____	
w _____	
h _____	
g _____	

Part 2:

l<u>o</u>ck 	r<u>u</u>n 	m<u>a</u>d 
a f<u>a</u>n 	m<u>i</u>tt 	r<u>a</u>n 
s<u>i</u>ck 	s<u>a</u>d 	a r<u>o</u>ck 
f<u>a</u>t 	h<u>e</u> 	m<u>e</u>n 



Name _____



**1st Grade Reading Mastery Remote Learning Packet
Week 10**



Dear Educator,

My signature is proof that I have reviewed my scholar's work and supported him to the best of my ability to complete all assignments.


(Parent Signature)

(Date)

Parents please note that all academic packets are also available on our website at www.brighterchoice.org under the heading "Remote Learning." All academic packet assignments are mandatory and must be completed by all scholars.



Day # 1



Name: _____ Week 10 Day 1: Date: _____

BCCS-B

RPI Siena Union

Directions: Part 1: Read and write the sentence. Part 2: X out the word "rat". Part 3: Match the words that are the same.

Part 1:

hē · had · fun.

shē · had · fun · in · thē

sand · and · thē · cat · had

fun · in · thē · sand.

hē · had · fun.

Part 2:

rat ran ~~rat~~
rat mē at
wē rat
sat rat
rat rat
rug rat
on

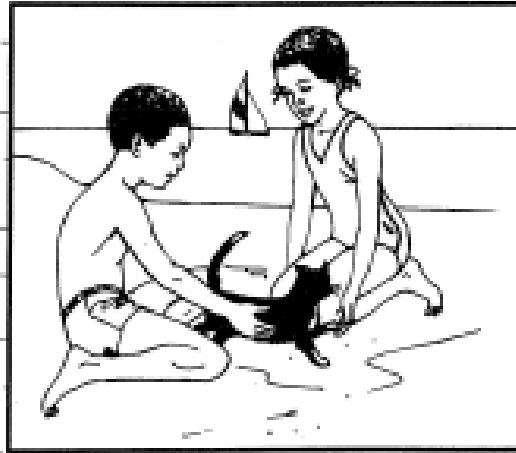
Part 3:

hē	shac _k
has	hē
soc _k	shē
shē	soc _k
is	has
shac _k	is

Directions: Part 1: Practice writing each sound. Part 2: Circle the picture that matches the word.

Part 1:

o _____
a _____
ā _____
u _____



Part 2:

a rat

A rectangular box divided into two sections. The top section contains the text "a rat". The bottom section contains two illustrations: a cow on the left and a rat on the right.

hut

A rectangular box divided into two sections. The top section contains the text "hut". The bottom section contains two illustrations: a small hut on the left and a truck on the right.

man

A rectangular box divided into two sections. The top section contains the text "man". The bottom section contains two illustrations: a man's face on the left and a woman's face on the right.

him

A rectangular box divided into two sections. The top section contains the text "him". The bottom section contains two illustrations: a woman's face on the left and a man's face on the right.

sad

A rectangular box divided into two sections. The top section contains the text "sad". The bottom section contains two illustrations: a girl's face with a sad expression on the left and a boy's face with a happy expression on the right.

a roc_k

A rectangular box divided into two sections. The top section contains the text "a roc_k". The bottom section contains two illustrations: a rock on the left and another rock on the right.

sit

A rectangular box divided into two sections. The top section contains the text "sit". The bottom section contains two illustrations: a person sitting at a table on the left and a cheerleader on the right.

a sac_k

A rectangular box divided into two sections. The top section contains the text "a sac_k". The bottom section contains two illustrations: a sack on the left and a rake on the right.

run

A rectangular box divided into two sections. The top section contains the text "run". The bottom section contains two illustrations: a person sitting at a desk on the left and a person running on the right.

fēēt

A rectangular box divided into two sections. The top section contains the text "fēēt". The bottom section contains two illustrations: a foot on the left and a hand on the right.

ca_t


A rectangular box divided into two sections. The top section contains the text "ca_t". The bottom section contains two illustrations: a dog on the left and a cat on the right.

mā_l

A rectangular box divided into two sections. The top section contains the text "mā_l". The bottom section contains two illustrations: mail on the left and a pencil on the right.



Day # 2



Name: _____ Week 10 Day 2: Date: _____

BCCS-B

RPI Siena Union

Directions: Part 1: Read and write the sentence. Part 2: X out the word "see". Part 3: Match the words that are the same.

Part 1:

shē is in thē rāin.

shē has a sac_k. māil is

in that sac_k. will shē rēad

thē māil?

shē is in thē rāin.

Part 2:

sēē	mad	sēē	had	has
fat		sēē	and	an
sac _k	sēē	man	hand	and
sēē	shē		has	had
mud	sēē	sic _k	sand	hand
sēē			an	sand

Part 3:

Name: _____ Week 10 Day 1: Date: _____

BCCS-B

RPI Siena Union

Directions: Part 1: Practice writing each sound. Part 2: Circle the picture that matches the word.


Part 1:

i

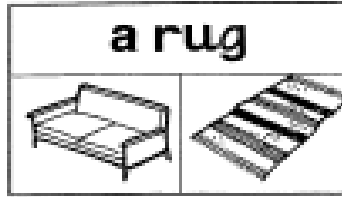




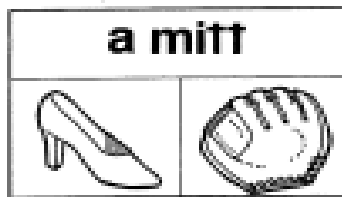



u

w











g



Part 2:



Directions: Say the name of each letter and the picture that begins with the sound.

<p>A for  Apple</p>	<p>B for  Ball</p>
<p>C for  Cake</p>	<p>D for  Doll</p>
<p>E for  Egg</p>	<p>F for  Flower</p>
<p>G for  Grapes</p>	<p>H for  Hat</p>
<p>I for  Ink</p>	<p>J for  Jug</p>