




Name _____



1st Grade Reading Mastery Remote Learning Packet Week 11



Dear Educator,

My signature is proof that I have reviewed my scholar's work and supported him to the best of my ability to complete all assignments.


(Parent Signature)

(Date)

Parents please note that all academic packets are also available on our website at www.brighterchoice.org under the heading "Remote Learning." All academic packet assignments are mandatory and must be completed by all scholars.



Day # 1



Name: _____ Week 11 Day 1: Date: _____

BCCS-B

RPI Siena Union

Directions: Part 1: Read and write the sentence. Part 2: Write each sound Part 3: Write each word on the right line. Part 4: X out the word "sit".

Part 1:

now I will run.
now I will run.

Part 2:

I
sh
w
l
g

hat
rag
hot
fat
am

Part 3:

Part 4:

sit hit sit it sit ~~sit~~
feet sit wish sat lock hut
sit wish sit not sit
mad sit sit


Name: _____ Week 11 Day 1: Date: _____

BCCS-B



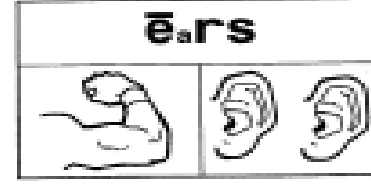

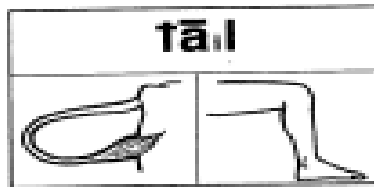
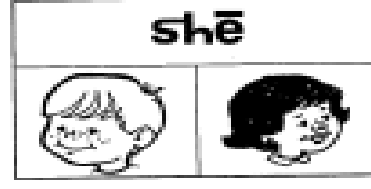

RPI Siena Union

Directions: Part 1: Reread the sentence from page 3 and draw it. Part 2: Circle the picture that matches the word.

Part 1:




Part 2:





Day # 2



Name: _____ Week 11 Day 2: Date: _____

BCCS-B

RPI Siena Union

Directions: Part 1: Read and write the sentence. Part 2: Write each sound Part 3: Write each word on the right line. Part 4: X out the word "sack".

Part 1:

I wish I had sand.

I wish I had sand.

Part 2:

sh	is
I	fēēt
i	has
ā	will
a	sit

Part 3:

Part 4:

sad sac_k shac_k ~~sac_k~~ had

sac_k rug sac_k sac_k sac_k fun

hot sac_k sac_k sand sac_k

sac_k lāt_o sac_k ē_srs sac_k


Name: _____ Week 11 Day 2: Date: _____

BCCS-B

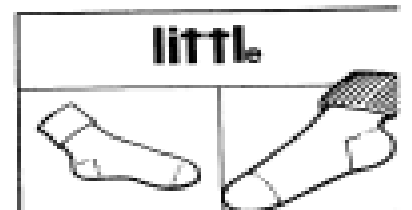





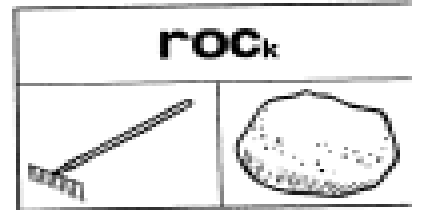


RPI Siena Union

Directions: Part 1: Reread the sentence from page 6 and draw it. Part 2: Circle the picture that matches the word

Part 1:




Part 2:





Day # 3



Name: _____ Week 11 Day 3: Date: _____

BCCS-B

RPI Siena Union

Directions: Part 1: Read and write the sentence. Part 2: Write each sound Part 3: Write each word on the right line. Part 4: X out the word "we".

Part 1:

thē cat has fun.

thē cat has fun.

Part 2:

w _____

c _____

o _____

sh _____

ā _____

Part 3:

fish

and

at

nāme

hē

Part 4:

wē and wē hē wē ~~wē~~

run tāil wē nāmē got

wē now wē

wē this wē wē hat

Name: _____ Week 11 Day 3: Date: _____

BCCS-B




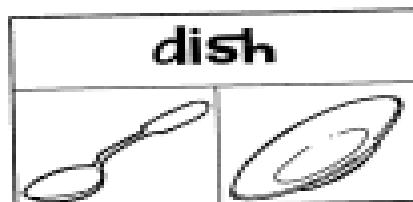
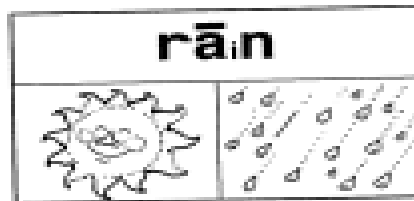


RPI Siena Union

Directions: Part 1: Reread the sentence from page 9 and draw it. Part 2: Circle the picture that matches the word

Part 1:




Part 2:





Day # 4



Name: _____ Week 11 Day 4: Date: _____

BCCS-B

RPI Siena Union

Directions: Part 1: Read and write the sentence. Part 2: Write each sound Part 3: Write each word on the right line. Part 4: X out the word "this".

Part 1:

thē fish had fun.

thē fish had fun.

Part 2:

k k _____

c _____

o _____

d _____

t _____

had

mom

fun

ham

shē

Part 3:

Part 4:

this his thē this ~~this~~

littl. this this will this

this not is mād.

sēē this this shot this


Name: _____ Week 11 Day 4: Date: _____

BCCS-B



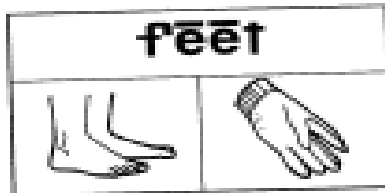


RPI Siena Union

Directions: Part 1: Reread the sentence from page 12 and draw it. Part 2: Circle the picture that matches the word.

Part 1:




Part 2:





Day # 5



Name: _____ Week 11 Day 5: Date: _____

BCCS-B

RPI Siena Union

Directions: Part 1: Read and write the sentence. Part 2: Write each sound Part 3: Write each word on the right line. Part 4: X out the word "is".

Part 1: **shē sat on a hill.**

shē sat on a hill.

Part 2:

o

did

k k :

not

I

cat

ā

fēēt

h

sick

Part 3:

Part 4:

is with is fun is did ~~is~~
is this
is wish is is
lāk. is sand is is his
is thē

Name: _____ Week 11 Day 5: Date: _____

BCCS-B

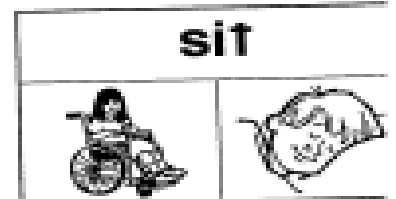

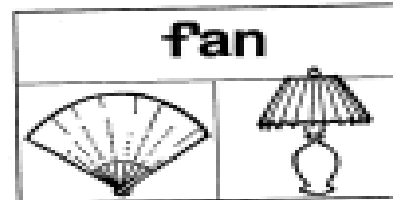



RPI Siena Union

Directions: Part 1: Reread the sentence from the front page and draw it. Part 2: Circle the picture that matches the word

Part 1:




Part 2:





Name _____



**1st Grade Reading Mastery Remote Learning Packet
Week 12**



Dear Educator,

My signature is proof that I have reviewed my scholar's work and supported him to the best of my ability to complete all assignments.


(Parent Signature)

(Date)

Parents please note that all academic packets are also available on our website at www.brighterchoice.org under the heading "Remote Learning." All academic packet assignments are mandatory and must be completed by all scholars.



Day # 1



Name: _____ Week 12 Day 1: Date: _____

BCCS-B

RPI Siena Union

Directions: Part 1: Read and write the sentence. Part 2: Write each sound Part 3: Write each word on the right line. Part 4: X out the word "she".

Part 1:

shē said, "I āte."

shē said, "I āte."

Part 2:

n _____

k k _____

c _____

m _____

th _____

Part 3:

is _____

his _____

sēē _____

hat _____

sand _____

Part 4:

shac_x shē said fēēt ~~shē~~

shē hē shē shē

shē got little shē

shē cow shē shē thē tāil

Name: _____ Week 12 Day 1: Date: _____

BCCS-B





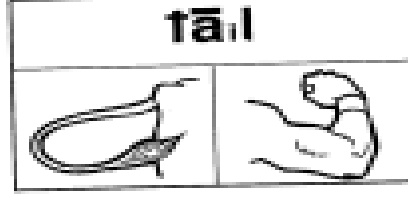
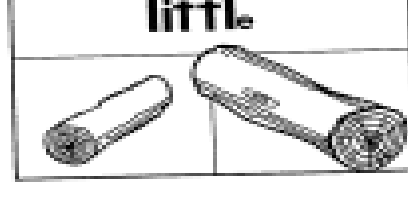
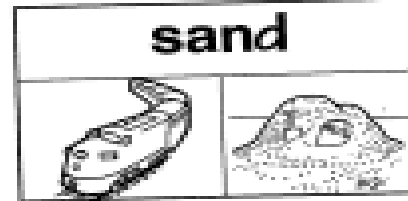
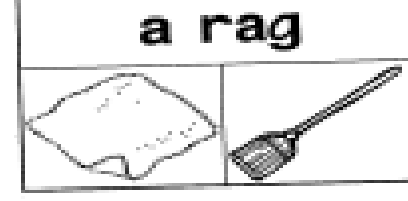


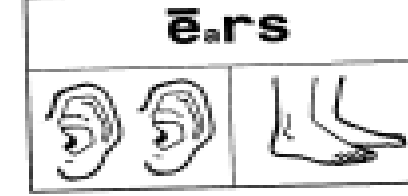
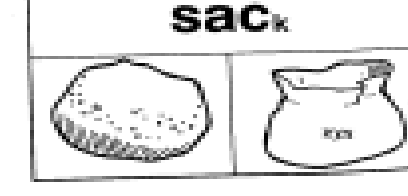
RPI Siena Union

Directions: Part 1: Reread the sentence from page 19 and draw it. Part 2: Circle the picture that matches the word

Part 1:




Part 2:

<p>rāke</p> 	<p>a dish</p> 	<p>cat</p> 
<p>mom</p> 	<p>tāil</p> 	<p>littl</p> 
<p>sand</p> 	<p>a rag</p> 	<p>lāk</p> 
<p>a hill</p> 	<p>ērs</p> 	<p>sac</p> 



Day # 2



Name: _____ Week 12 Day 2: Date: _____

BCCS-B

RPI Siena Union

Directions: Part 1: Read and write the sentence. Part 2: Write each sound Part 3: Write each word on the right line. Part 4: X out the word "that".

Part 1:

shē said, "I am mē."
shē said, "I am mē."

Part 2:

h	rock
d	māil
k	fat
s	fun
ē	wē

Part 3:

Part 4:


that fish that ate ~~that~~
hot that at that
that fat that
gun that mom this now
that that

Name: _____ Week 12 Day 2: Date: _____

BCCS-B


RPI Siena Union

Directions: Circle capital "B" and X out lowercase "b"

B f m b H c R q
a x s b t m B i
M B a w v b p r
n w b c x B i C
b x J B 
D B x p b
B e b x a w C k



Day # 3


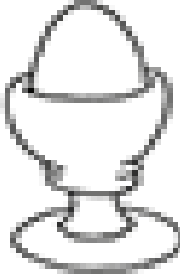



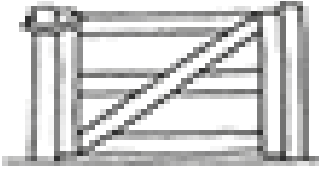




Name: _____ Week 12 Day 3: Date: _____

BCCS-B


RPI Siena Union

Directions: Say the name of each picture. Write the letter that represents the sound on the line to complete each word.

 _pple	 _gg
 _all	 _ish
 _at	 _ate
 _og	 _at
a b c d	e f g h



Day # 4



Name: _____ Week 12 Day 4: Date: _____

BCCS-B

RPI Siena Union

Directions: Read each word. Color the words that contain "sh" blue and words without "sh" yellow.



sh sound



sh




no sh

cash	shut	wish	chip
stop	wasp	shed	dress
sheet	fast	rat	push
send	show	mash	spin
lost	she	stay	ship
trash	shout	mess	shy



Day # 5



Name: _____ Week 12 Day 5: Date: _____

BCCS-B

RPI Siena Union

Directions: Say the name of each picture. Write the missing digraph (ch, sh, th) to complete the word.
Color the digraph for each word.



ch

sh

ba _____

th



ch

sh

_____ips

th



ch

sh

ben_____

th



ch

sh

ca_____

th



ch

sh

_____orn

th



ch

sh

tra_____

th



ch

sh

_____ell

th



ch

sh

bea_____

th



ch

sh

ear_____

th