




Name \_\_\_\_\_

## 3<sup>rd</sup> Grade Modified Math Remote Learning Packet

### Week 7



---

Dear Educator,

My signature is proof that I have reviewed my scholar's work and supported him to the best of my ability to complete all assignments.

---

(Parent Signature)


---

(Date)

Parents please note that all academic are also available on our website at [www.brighterchoice.org](http://www.brighterchoice.org) under the heading "Remote Learning." All academic packet assignments are mandatory and must be completed by all scholars.

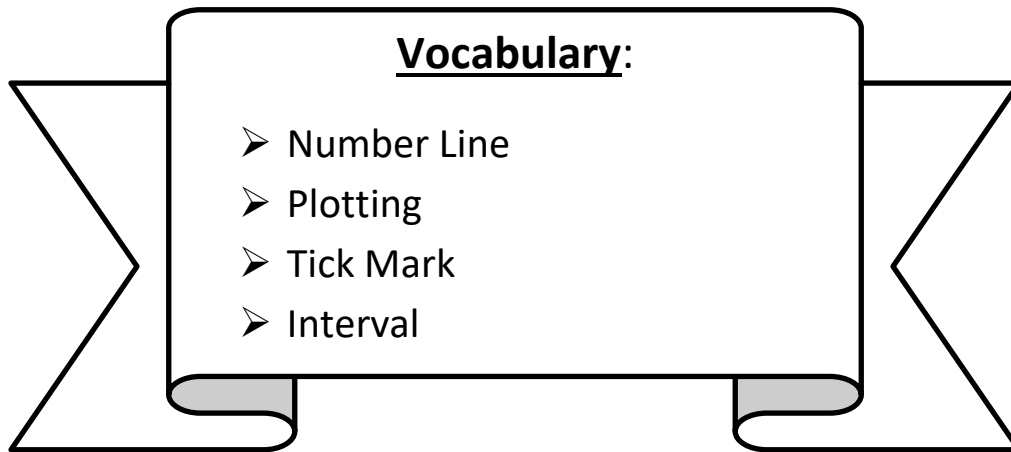


**Day # 1**



**LEQ:** How does a number line support me with telling time?

**Objective:** I can skip-count by fives to tell time on the number line.



Name: \_\_\_\_\_

Week 7 Day 1 Date: \_\_\_\_\_

BCCS-B


Harvard

Yale

Princeton

**Do Now: Skip count by fives** to connect the dots and reveal the picture.

## Dot-to-Dot



Name: \_\_\_\_\_ Week 7 Day 1 Date: \_\_\_\_\_

BCCS-B

Harvard

Yale

Princeton

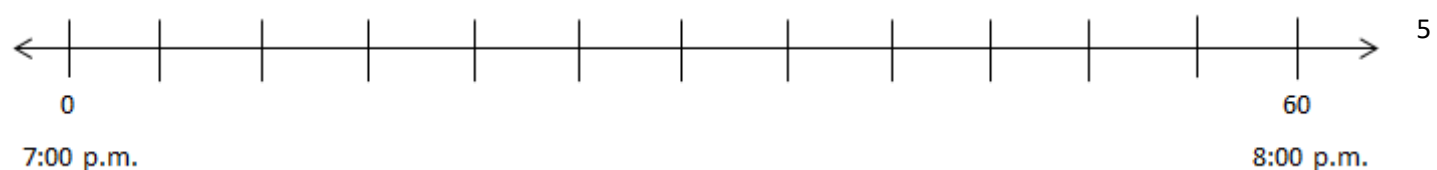
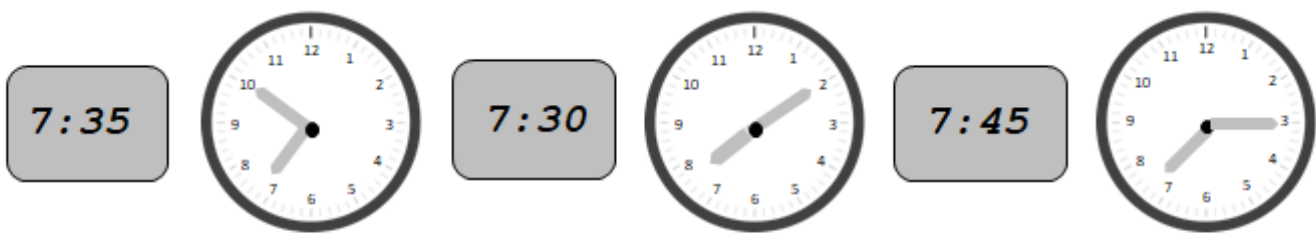
**Input:**

We can use a \_\_\_\_\_ to help tell time. There are \_\_\_\_\_ minutes on a clock and that's too many tick marks to draw. If we use \_\_\_\_\_ of 5 we can skip-count to show 60 minutes on the number line.  $5 \times \underline{\quad} = 60$ . We need twelve tick marks.



The **number line** above represents 60 minutes or 1 **hour**. We can use a dot to mark or \_\_\_\_\_ a time between 1:00 p.m. and 2:00 p.m. Let's plot 1:20 p.m., 1:35 p.m. and 1:50 p.m.

Label every **5 minutes** below the number line shown. Draw a line from each clock to the point on the number line which shows its time. Not all of the clocks have matching points.



Name: \_\_\_\_\_ Week 7 Day 1 Date: \_\_\_\_\_

BCCS-B

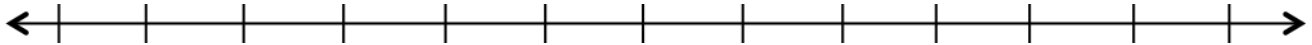
Harvard

Yale

Princeton

**Input:**

Follow the directions to label the number line below.



- a. Mic'Ky gets ready for school between 7:00 a.m. and 8:00 a.m. **Label the first and last tick marks as 7:00 a.m. and 8:00 a.m.**
  
- b. Each interval represents 5 minutes. Count by fives starting at 0, or 7:00 a.m. **Label each 5-minute interval below the number line up to 8:00 a.m.**
  
- c. Mic'Ky starts getting dressed at 7:20 a.m. **Plot a point on the number line to represent this time. Above the point, write *D*.**
  
- d. Mic'Ky starts eating breakfast at 7:45 a.m. **Plot a point on the number line to represent this time. Above the point, write *E*.**
  
- e. Mic'Ky starts waiting for the bus at 7:55 a.m. **Plot a point on the number line to represent this time. Above the point, write *W*.**

Name: \_\_\_\_\_ Week 7 Day 1 Date: \_\_\_\_\_

BCCS-B

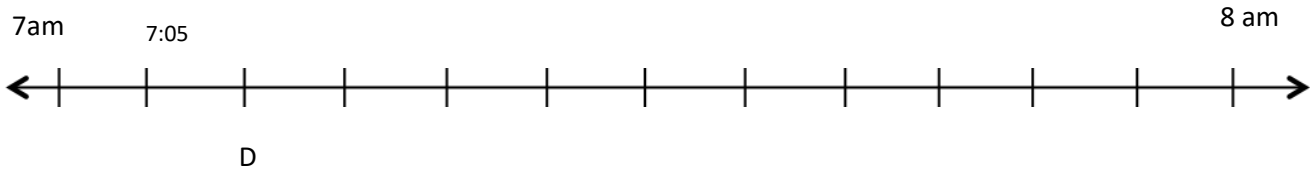
Harvard

Yale

Princeton

**Problem Set:**

**1. Follow the directions to label the number line below.**



a. Peter gets ready for school between 7:00 a.m. and 8:00 a.m. **Label the first and last tick marks as 7:00 a.m. and 8:00 a.m.**

Done

b. Each interval represents 5 minutes. Count by fives starting at 0, or 7:00 a.m. **Label each 5-minute interval below the number line up to 8:00 a.m.**

First one done for you

c. Peter starts getting dressed at 7:10 a.m. **Plot a point on the number line to represent this time. Above the point, write *D*.**

Done for you. Your turn.

d. Peter starts eating breakfast at 7:35 a.m. **Plot a point on the number line to represent this time. Above the point, write *E*.**

e. Peter starts brushing his teeth at 7:40 a.m. **Plot a point on the number line to represent this time. Above the point, write *T*.**

f. Peter starts waiting for the bus at 7:55 a.m. **Plot a point on the number line to represent this time. Above the point, write *W*.**

Name: \_\_\_\_\_ Week 7 Day 1 Date: \_\_\_\_\_

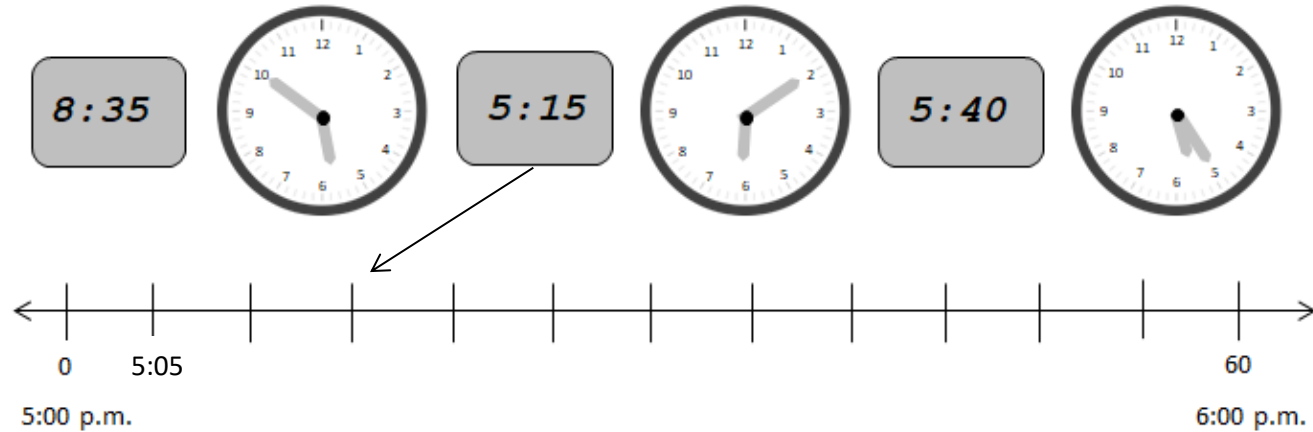
BCCS-B

Harvard

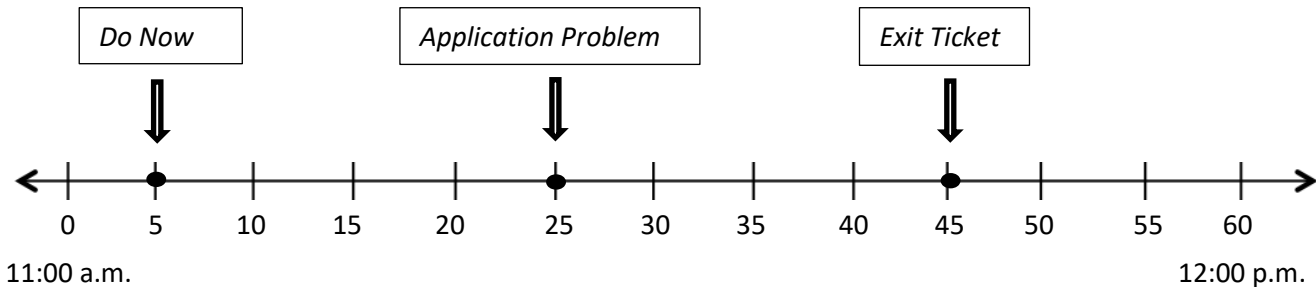
Yale

Princeton

2. Label every 5 minutes below the number line shown. Draw a line from each clock to the point on the number line which shows its time. Not all of the clocks have matching points.



3. The number line below shows an ELA class that begins at 11:00 a.m. and ends at 12:00 p.m. Use the number line to answer the following questions.



- What time is the do now? 11:05 a.m.
- What time do students begin the Application Problem? \_\_\_\_\_ a.m.
- What time do students work on the Exit Ticket? \_\_\_\_\_ a.m.
- How long is math class? Math class is \_\_\_\_\_ minutes long



Name: \_\_\_\_\_

Week 7 Day 1


Date: \_\_\_\_\_


BCCS-B



Harvard

Yale

Princeton

✓ Who/what is this problem about? 

✓ How do we solve this problem? 

✓  Show and check your work completely. 

**C** Circle key numbers & units  
What do I know?

**U** Underline the question  
What am I being asked to solve?

**B** Box math clue words  
Am I going to +, -, x, or ÷?

**E** Evaluate and Eliminate  
What steps do I take?  
What information don't I need?

**S** Solve and Show your work  
Does my answer make sense?  
How can I double check?

**Application:**

Beloved has 12 math problems for homework. It takes him 5 minutes to complete each problem. How many minutes does it take Beloved to finish all 12 problems?

Name: \_\_\_\_\_ Week 7 Day 1 Date: \_\_\_\_\_

BCCS-B

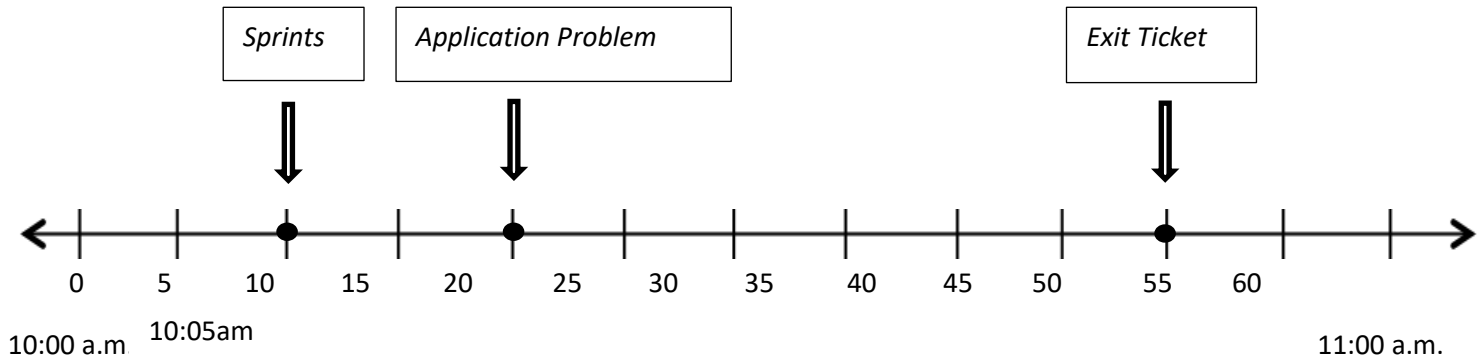
Harvard

Yale

Princeton

**Exit Ticket:**

The number line below shows a math class that begins at 10:00 a.m. and ends at 11:00 a.m. Use the number line to answer the following questions.



- a. What time do Sprints begin? 10:10am a.m.
- b. What time do students begin the Application Problem? \_\_\_\_\_ a.m.
- c. What time do students work on the Exit Ticket? \_\_\_\_\_ a.m.
- d. How long is math class? \_\_\_\_\_ Minutes long.

Name: \_\_\_\_\_ Week 7 Day 1 Date: \_\_\_\_\_

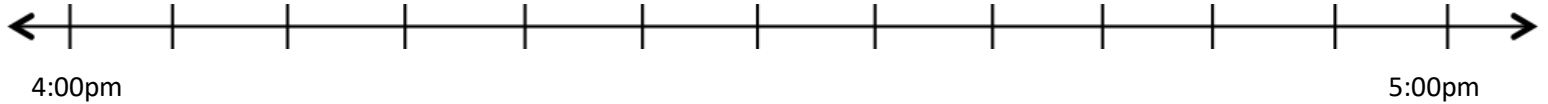
BCCS-B

Harvard

Yale

Princeton

**Homework:** Follow the directions to label the number line below.



a. The basketball team practices between 4:00 p.m. and 5:00 p.m. **Label the first and last tick marks as 4:00 p.m. and 5:00 p.m.**

Done for you.

b. Each interval represents 5 minutes. Count by fives starting at 0, or 4:00 p.m. **Label each 5-minute interval below the number line up to 5:00 p.m.**

c. The team warms up at 4:05 p.m. **Plot a point on the number line to represent this time. Above the point, write W.**

d. The team shoots free throws at 4:15 p.m. **Plot a point on the number line to represent this time. Above the point, write F.**


e. The team plays a practice game at 4:25 p.m. **Plot a point on the number line to represent this time. Above the point, write G.**

f. The team has a water break at 4:50 p.m. **Plot a point on the number line to represent this time. Above the point, write B.**

g. The team reviews their plays at 4:55 p.m. **Plot a point on the number line to represent this time. Above the point, write P.**

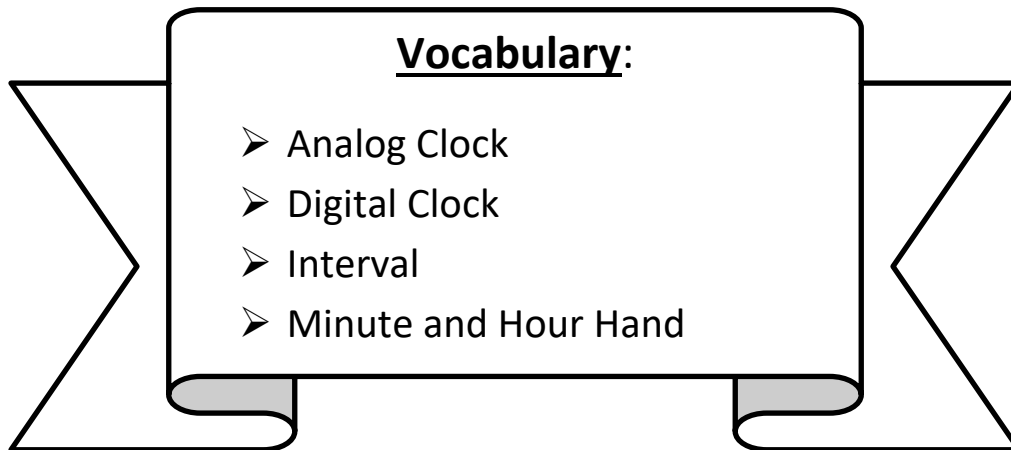


**Day # 2**



**LEQ:** How can I tell time to the nearest minute on the clock?

**Objective:** I can count by fives and then ones to tell time to the nearest minute on the clock.



Name: \_\_\_\_\_

Week 7 Day 2 Date: \_\_\_\_\_

BCCS-B

Harvard

Yale

Princeton

**Do Now:**

1. Count by fives to fill in the boxes. Then fill in the ones in between.

**Count by 5s**

The first number line has numbers 1, 2, 3, 4, 5, 6, 7, 8, 9, 10, 11, 12, 13, 14, 15, 16, 17, 18, 19. Boxes are provided for 5, 10, 15, and 20. Arrows labeled '+5' show the sequence from 0 to 5, 5 to 10, 10 to 15, and 15 to 20.

The second number line has numbers 21, 22, 23, 24. Boxes are provided for 25, 30, 35, and 40. Arrows labeled '+5' show the sequence from 24 to 29, 29 to 34, 34 to 39, and 39 to 44.

The third number line has numbers 41, 42, 43, 44. Boxes are provided for 45, 50, 55, and 60. Arrows labeled '+5' show the sequence from 44 to 49, 49 to 54, 54 to 59, and 59 to 64.

2. Fill in the blanks with the minutes of clock.

The clock face has boxes for each minute from 0 to 60. The time shown is 9:05. The hour hand is at 9 and the minute hand is at 1. The number 9:05 is written in a box at the 1 o'clock position.

Name: \_\_\_\_\_ Week 7 Day 2 Date: \_\_\_\_\_

BCCS-B

Harvard

Yale

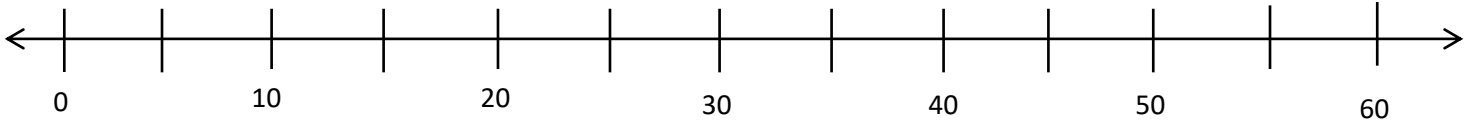
Princeton

**Input:**

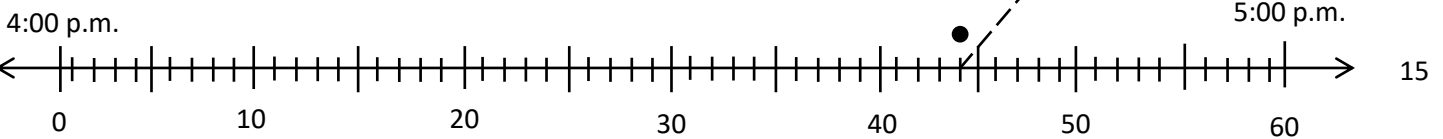


In a \_\_\_\_\_ clock, the time is shown using numbers.

In an \_\_\_\_\_ clock, the time is show using **minute** and **hour** hands. To tell the time to the nearest minute on a digital clock, we just read it. To tell the time to the nearest minute on an analog clock, we count by fives and then ones just as we would on a number line.

**Time Now:** \_\_\_\_\_ a.m.



1. Plot points on the number line for each time shown on a clock below. Then, draw lines to match the clocks to the points.



Name: \_\_\_\_\_

Week 7 Day 2 Date: \_\_\_\_\_

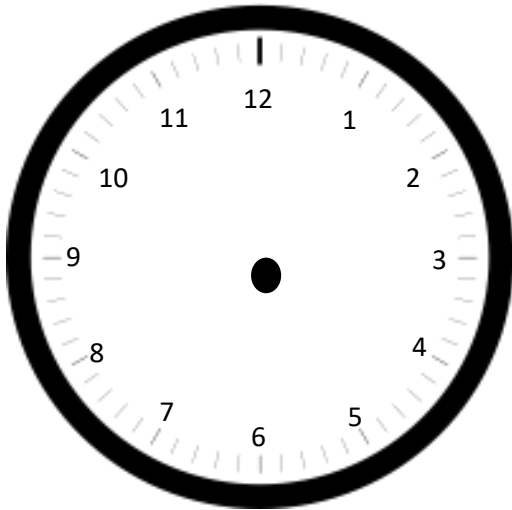
BCCS-B

Harvard


Yale

Princeton

2. Jessie woke up this morning at 6:48 a.m. Draw hands on the clock below to show what time Jessie woke up.



3. Mrs. Blomgren's phone rings at the time shown below. What time does Mrs. Blomgren's phone ring?





Name: \_\_\_\_\_

Week 7 Day 2 Date: \_\_\_\_\_

BCCS-B

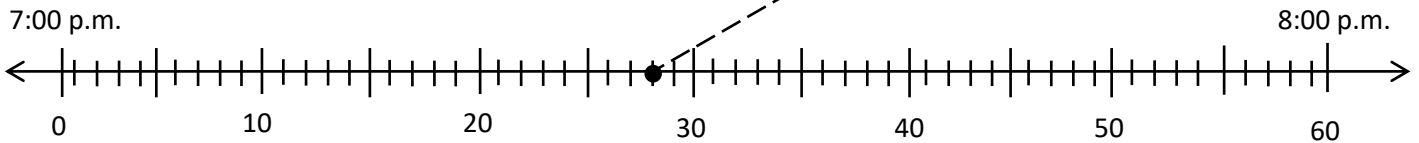
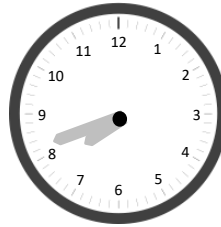
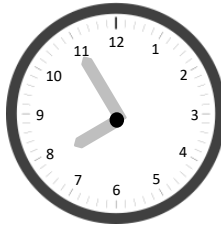
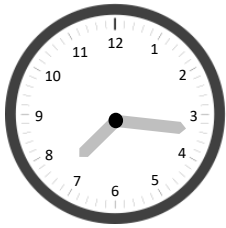
Harvard

Yale

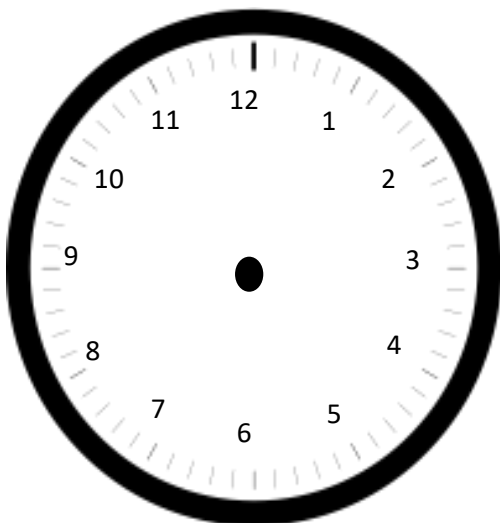
Princeton

**Problem Set:**

1. Plot a point on the number line for the times shown on the clocks below. Then, draw a line to match the clocks to the points.



2. Mrs. Page starts teaching math at 8:23 a.m. Draw hands on the clock below to show what time Mrs. Page starts teaching math.



Name: \_\_\_\_\_ Week 7 Day 2 Date: \_\_\_\_\_

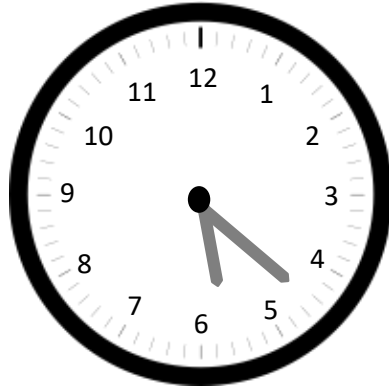
BCCS-B

Harvard

Yale

Princeton

**3. The clock shows what time Elias finishes his homework. What time does Elias finish his homework?**

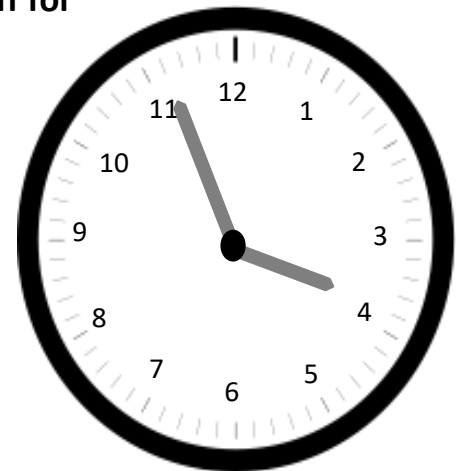


Elias finishes his homework at .

**4. The clock below shows what time Mason's mom drops him off for practice.**

a. What time does Mason's mom drop him off?

Mason's mom drops him off at 3: \_\_\_\_\_



b. Mason's coach arrived 11 minutes before Mason. What time did Mason's coach arrive?

Name: \_\_\_\_\_

Week 7 Day 2


Date: \_\_\_\_\_


BCCS-B



Harvard

Yale

Princeton

✓ Who/what is this problem about? 

✓ How do we solve this problem? 

✓  Show and check your work completely. 

**C** Circle key numbers & units  
What do I know?

**U** Underline the question  
What am I being asked to solve?

**B** Box math clue words  
Am I going to +, -, x, or ÷?

**E** Evaluate and Eliminate  
What steps do I take?  
What information don't I need?

**S** Solve and Show your work  
Does my answer make sense?  
How can I double check?

**Application:**

Jonathan gets to his house at **3:15 p.m.** and eats a snack. He is finished at **3:32 p.m.** How long did it take Jonathan to eat his snack? Show your work.

3:15 pm —————> 3:20pm —————> 3:25pm —————> 3:30pm —————> 3:32 pm

Name: \_\_\_\_\_

Week 7 Day 2 Date: \_\_\_\_\_

BCCS-B


Harvard

Yale

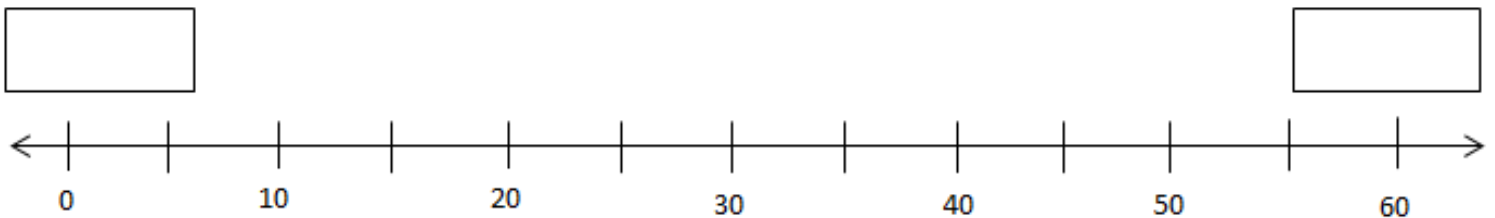
Princeton

**Exit Ticket:**

1. The clock shows what time Caleb starts playing with his action figures. What time does he start playing with his action figures?



2. Label the first and last tick marks with 2:00 p.m. and 3:00 p.m. Then, plot Zachary's start time. Label his start time with a *B*.



Name: \_\_\_\_\_

Week 7 Day 2 Date: \_\_\_\_\_

BCCS-B

Harvard

Yale

Princeton

**Homework:**

The clock shows what time Jason gets to school in the morning.

*Arrival at School*

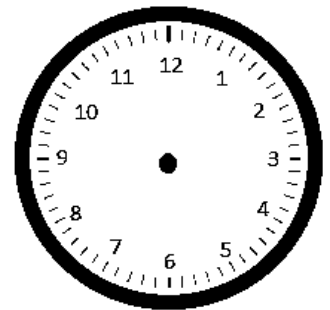


- a. What time does Jason get to school? Look at the little hand first.

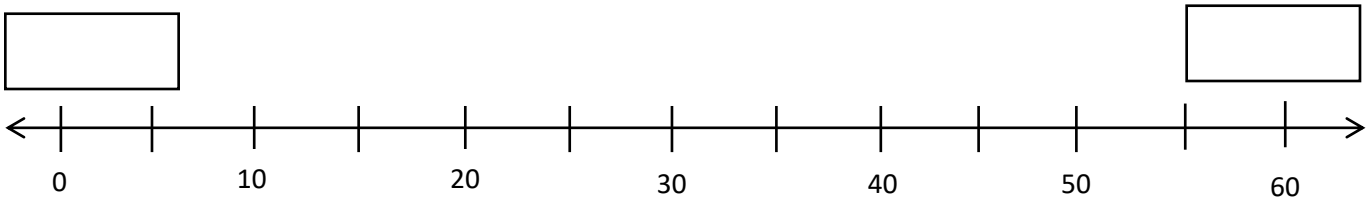
\_\_\_\_\_ : \_\_\_\_\_

- b. The first bell rings at **8:23 a.m.** Draw hands on the clock to show when the first bell rings.

*First Bell Rings*




- c. Label the first and last tick marks **8:00 a.m.** and **9:00 a.m.** Plot a point to show when Jason arrives at school. Label it A. Plot a point on the line when the first bell rings and label it B.



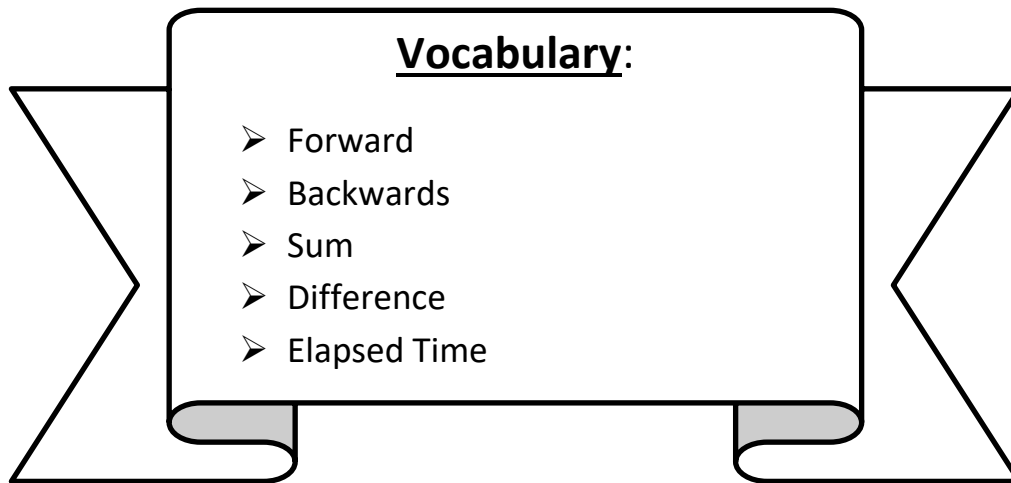


**Day # 3**



**LEQ:** How can I solve word problems involving time intervals within 1 hour?

**Objective:** I can count forward or backwards on number line and clock to solve word problems involving time intervals within 1 hour.



Name: \_\_\_\_\_

Week 7 Day 3 Date: \_\_\_\_\_

BCCS-B

Harvard

Yale

Princeton

**Do Now:** Find the sum or difference

### Addition and Subtraction

a.  $\begin{array}{r} 2 \\ + 7 \\ \hline \end{array}$   $\begin{array}{r} 1 \\ + 4 \\ \hline \end{array}$   $\begin{array}{r} 0 \\ + 8 \\ \hline \end{array}$   $\begin{array}{r} 18 \\ - 8 \\ \hline \end{array}$   $\begin{array}{r} 2 \\ + 9 \\ \hline \end{array}$

b.  $\begin{array}{r} 9 \\ - 7 \\ \hline \end{array}$   $\begin{array}{r} 8 \\ + 6 \\ \hline \end{array}$   $\begin{array}{r} 17 \\ - 2 \\ \hline \end{array}$   $\begin{array}{r} 5 \\ + 4 \\ \hline \end{array}$   $\begin{array}{r} 14 \\ - 3 \\ \hline \end{array}$

c.  $\begin{array}{r} 8 \\ - 2 \\ \hline \end{array}$   $\begin{array}{r} 16 \\ - 4 \\ \hline \end{array}$   $\begin{array}{r} 7 \\ - 0 \\ \hline \end{array}$   $\begin{array}{r} 3 \\ + 4 \\ \hline \end{array}$   $\begin{array}{r} 6 \\ + 5 \\ \hline \end{array}$   $\begin{array}{r} 19 \\ - 7 \\ \hline \end{array}$   $\begin{array}{r} 12 \\ - 2 \\ \hline \end{array}$

d.  $\begin{array}{r} 6 \\ + 6 \\ \hline \end{array}$   $\begin{array}{r} 18 \\ - 7 \\ \hline \end{array}$   $\begin{array}{r} 19 \\ - 4 \\ \hline \end{array}$   $\begin{array}{r} 3 \\ + 9 \\ \hline \end{array}$   $\begin{array}{r} 1 \\ + 4 \\ \hline \end{array}$   $\begin{array}{r} 7 \\ + 3 \\ \hline \end{array}$   $\begin{array}{r} 3 \\ - 2 \\ \hline \end{array}$

e.  $\begin{array}{r} 18 \\ - 2 \\ \hline \end{array}$   $\begin{array}{r} 9 \\ - 3 \\ \hline \end{array}$   $\begin{array}{r} 6 \\ + 7 \\ \hline \end{array}$   $\begin{array}{r} 8 \\ + 5 \\ \hline \end{array}$   $\begin{array}{r} 17 \\ - 3 \\ \hline \end{array}$   $\begin{array}{r} 1 \\ + 9 \\ \hline \end{array}$   $\begin{array}{r} 8 \\ + 4 \\ \hline \end{array}$

f.  $\begin{array}{r} 3 \\ + 7 \\ \hline \end{array}$   $\begin{array}{r} 15 \\ - 3 \\ \hline \end{array}$   $\begin{array}{r} 8 \\ + 9 \\ \hline \end{array}$   $\begin{array}{r} 2 \\ + 7 \\ \hline \end{array}$

g.  $\begin{array}{r} 4 \\ + 6 \\ \hline \end{array}$   $\begin{array}{r} 2 \\ + 5 \\ \hline \end{array}$   $\begin{array}{r} 10 \\ - 5 \\ \hline \end{array}$   $\begin{array}{r} 16 \\ - 3 \\ \hline \end{array}$





Name: \_\_\_\_\_

Week 7 Day 3 Date: \_\_\_\_\_

BCCS-B

Harvard

Yale

Princeton

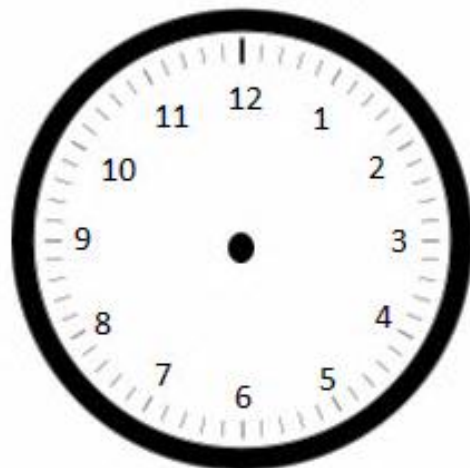
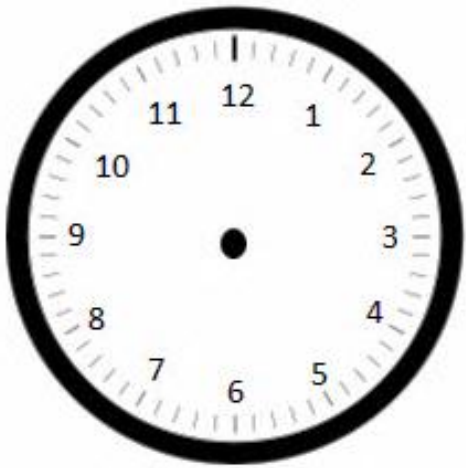
**Input:**

We can measure passed or \_\_\_\_\_ **time** by adding or subtracting two intervals. To add or subtract time, we count forwards or backwards on a number line or clock. We need three pieces of information to solve a word problem about elapsed time: 1) \_\_\_\_\_ time, 2) \_\_\_\_\_ time, and 3) elapsed time.

**Guided reading starts at 11:14 a.m. It ends at 12:56 p.m.**

1. Draw the start time on the clock below.

2. Draw the end time on the clock below.



3. How many minutes does guided reading time last?

*Start time:* \_\_\_\_\_

*End time:* \_\_\_\_\_

*Elapsed Time:* \_\_\_\_\_ *minutes*

Name: \_\_\_\_\_ Week 7 Day 3 Date: \_\_\_\_\_

BCCS-B

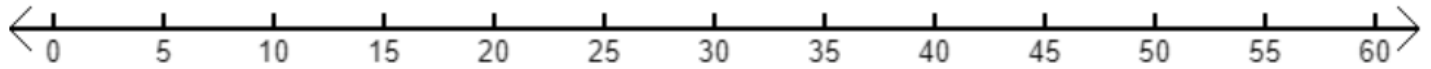
Harvard

Yale

Princeton

**Input: Use a number line to answer the following problems**

4. Gaius finishes his homework at 4:47 p.m. after working on it for 38 minutes. What time did Gaius start his homework?



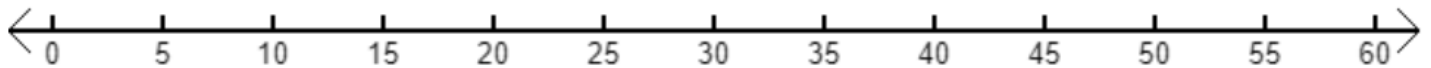
Start time: \_\_\_\_\_

End time: \_\_\_\_\_

Elapsed Time: \_\_\_\_\_ minutes

Gaius started his homework at \_\_\_\_\_ p.m.

5. Chamar plays video games from 10:34 a.m. to 10:58 a.m. How long does Chamar spends playing video games?



Start time: \_\_\_\_\_

End time: \_\_\_\_\_

Elapsed Time: \_\_\_\_\_ minutes

Chamar spends \_\_\_\_\_ minutes playing video games.

Name: \_\_\_\_\_

Week 7 Day 3 Date: \_\_\_\_\_

BCCS-B

Harvard

Yale

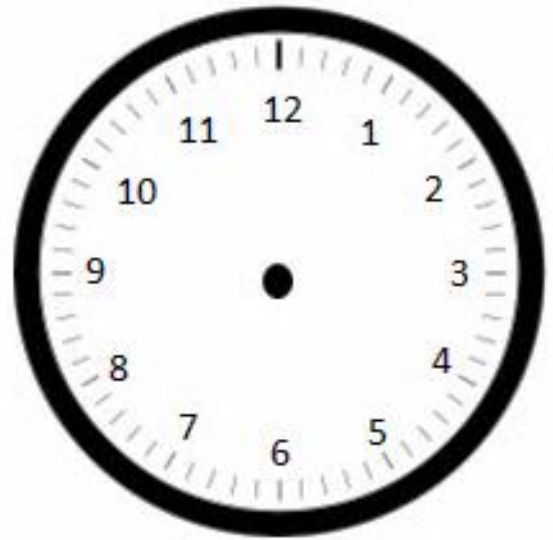
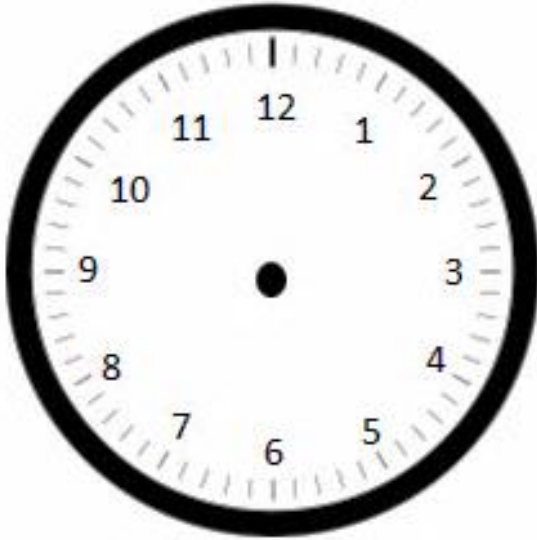
Princeton

**Problem Set:**

**Guided reading starts at 10:22 a.m. It ends at 10:59 a.m.**

1. Draw the start time on the clock below.

2. Draw the end time on the clock below.



3. How many minutes does guided reading time last?

*Start time:* \_\_\_\_\_

*End time:* \_\_\_\_\_

*Elapsed Time:* \_\_\_\_\_ *minutes*

Name: \_\_\_\_\_ Week 7 Day 3 Date: \_\_\_\_\_

BCCS-B

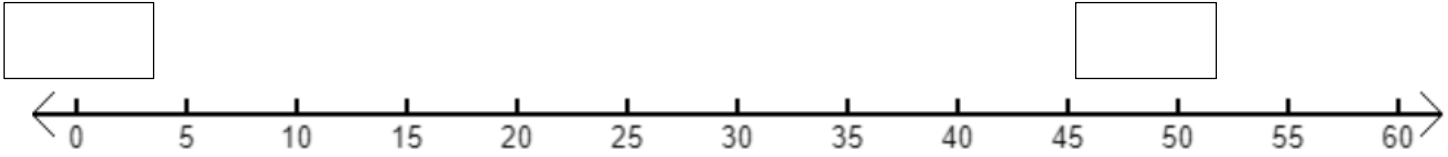
Harvard

Yale

Princeton

**Problem Set: Use a number line to answer the problems below.**

4. Jacky starts reading at **6:23 p.m.** He stops at **6:49 p.m.** How many minutes does Jacky read?



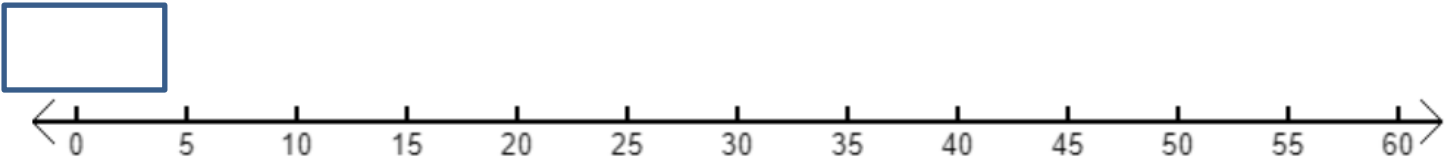
Start time: \_\_\_\_\_

End time: \_\_\_\_\_

Elapsed Time: \_\_\_\_\_ minutes ( How many minutes have passed)

Jacky reads for \_\_\_\_\_ minutes.

5. Ms. Maisenbacher goes fishing at 9:03 a.m. She fishes for 49 minutes. What time is Mr. Maisenbacher done fishing?



Start time: 9:03am \_\_\_\_\_

End time: \_\_\_\_\_

Elapsed Time: \_\_\_\_\_ minutes

Ms. Maisenbacher is done fishing at \_\_\_\_\_ a.m.

Name: \_\_\_\_\_

Week 7 Day 3


Date: \_\_\_\_\_


BCCS-B



Harvard

Yale

Princeton

✓ Who/what is this problem about? 

✓ How do we solve this problem? 

✓  Show and check your work completely. 

**C** Circle key numbers & units  
What do I know?

**U** Underline the question  
What am I being asked to solve?

**B** Box math clue words  
Am I going to +, -, x, or ÷?


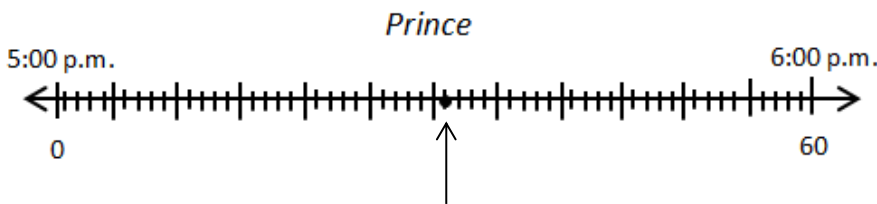
**E** Evaluate and Eliminate  
What steps do I take?  
What information don't I need?

**S** Solve and Show your work  
Does my answer make sense?  
How can I double check?

**Application:**

Prince and Lenny start their chores at 5:00 p.m. The clock shows what time Lenny finishes.

The number line shows what time Prince finishes. **Who finishes first?** Explain how you know.



Name: \_\_\_\_\_

Week 7 Day 3 Date: \_\_\_\_\_

BCCS-B

Harvard

Yale

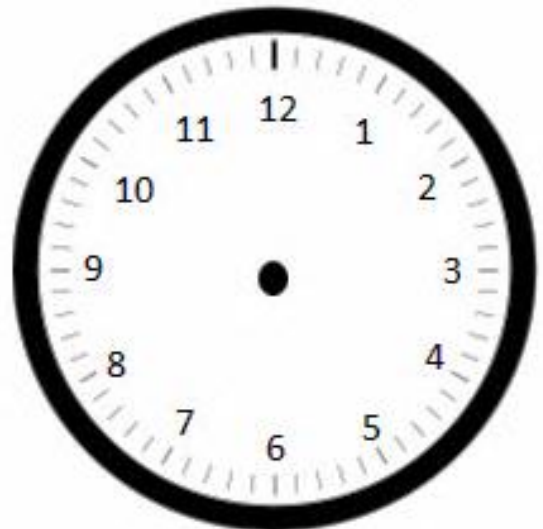
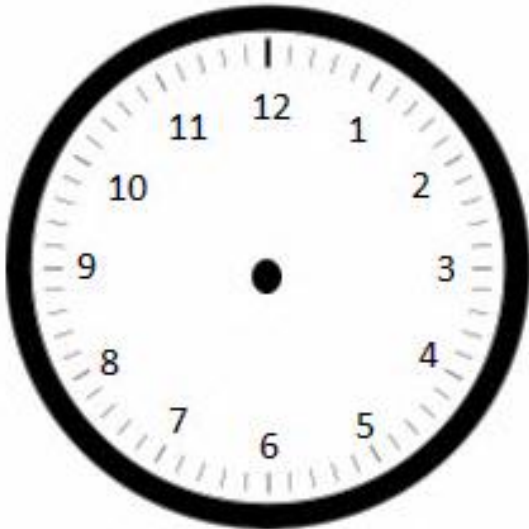
Princeton

**Exit Ticket:**

Independent reading time starts at 1:34 p.m. It ends at 1:56 p.m.

1. Draw the start time on the clock below.

2. Draw the end time on the clock below.



3. How many minutes does independent reading time last?

*Start time:* \_\_\_\_\_

*End time:* \_\_\_\_\_

*Elapsed Time:* \_\_\_\_\_ *minutes*

Name: \_\_\_\_\_ Week 7 Day 3 Date: \_\_\_\_\_

BCCS-B

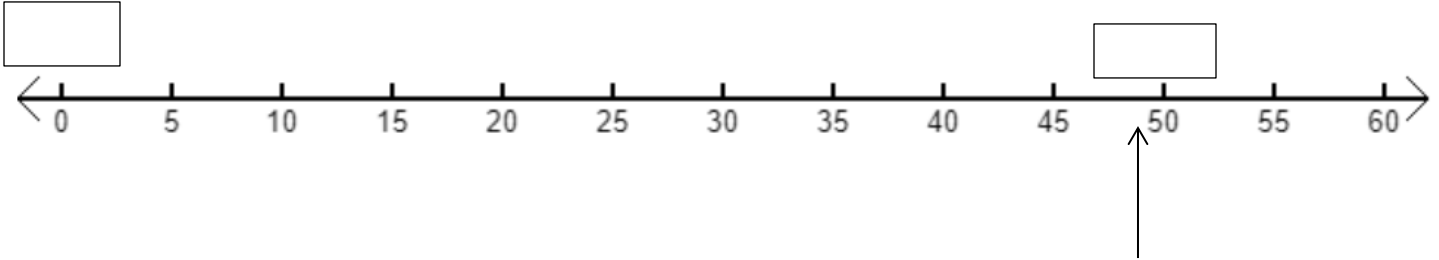
Harvard

Yale

Princeton

**Homework:**

1. Christopher starts walking at **5:26 p.m.** He stops at **5:49 p.m.** How many minutes does Christopher walk?



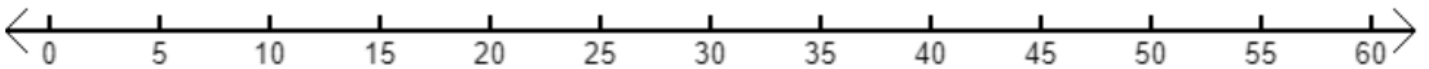
Start time: \_\_\_\_\_

End time: \_\_\_\_\_

Elapsed Time: \_\_\_\_\_ minutes

Christopher walks for \_\_\_\_\_ minutes.

2. Jenny stops swimming at **3:49 p.m.** after swimming for **30 minutes.** What time did Jenny start swimming?



Start time: \_\_\_\_\_


End time: \_\_\_\_\_

Elapsed Time: \_\_\_\_\_ minutes

Jenny started swimming at \_\_\_\_\_ p.m.



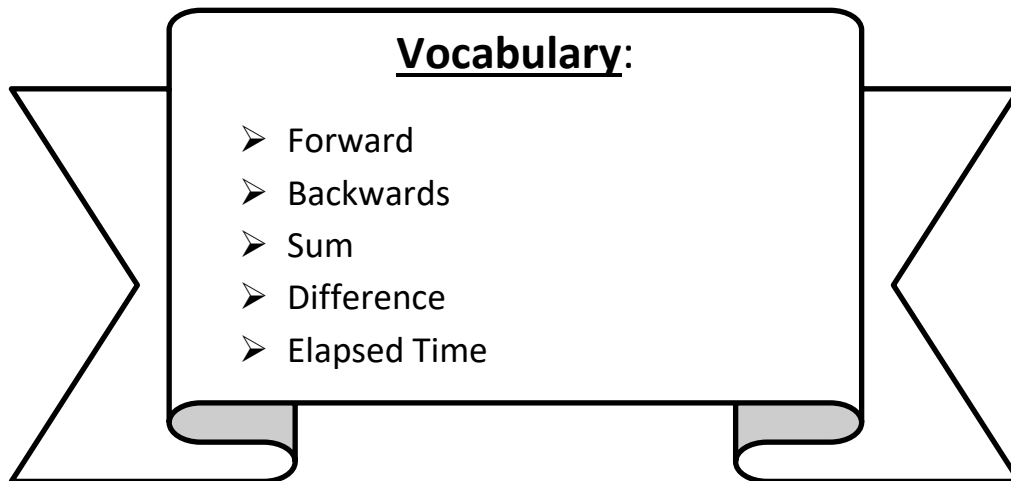
# Day # 4





**LEQ:** How can I solve word problems involving time intervals within 1 hour?

**Objective:** I can add or subtract on the number line to solve word problems involving time intervals within 1 hour.



Name: \_\_\_\_\_

Week 7 Day 4 Date: \_\_\_\_\_

BCCS-B

Harvard

Yale

Princeton

**Do Now:** Subtract to find the difference.

## Subtraction

a. 
$$\begin{array}{r} 20 \\ - 10 \\ \hline \end{array}$$
 
$$\begin{array}{r} 16 \\ - 9 \\ \hline \end{array}$$
 
$$\begin{array}{r} 19 \\ - 9 \\ \hline \end{array}$$
 
$$\begin{array}{r} 9 \\ - 6 \\ \hline \end{array}$$
 
$$\begin{array}{r} 13 \\ - 10 \\ \hline \end{array}$$



b. 
$$\begin{array}{r} 8 \\ - 4 \\ \hline \end{array}$$
 
$$\begin{array}{r} 17 \\ - 8 \\ \hline \end{array}$$
 
$$\begin{array}{r} 19 \\ - 10 \\ \hline \end{array}$$
 
$$\begin{array}{r} 15 \\ - 6 \\ \hline \end{array}$$
 
$$\begin{array}{r} 5 \\ - 5 \\ \hline \end{array}$$
 
$$\begin{array}{r} 6 \\ - 3 \\ \hline \end{array}$$
 
$$\begin{array}{r} 11 \\ - 4 \\ \hline \end{array}$$

c. 
$$\begin{array}{r} 18 \\ - 8 \\ \hline \end{array}$$
 
$$\begin{array}{r} 10 \\ - 5 \\ \hline \end{array}$$
 
$$\begin{array}{r} 12 \\ - 4 \\ \hline \end{array}$$
 
$$\begin{array}{r} 8 \\ - 6 \\ \hline \end{array}$$
 
$$\begin{array}{r} 14 \\ - 8 \\ \hline \end{array}$$
 
$$\begin{array}{r} 13 \\ - 6 \\ \hline \end{array}$$
 
$$\begin{array}{r} 18 \\ - 9 \\ \hline \end{array}$$

d. 
$$\begin{array}{r} 7 \\ - 2 \\ \hline \end{array}$$
 
$$\begin{array}{r} 11 \\ - 8 \\ \hline \end{array}$$
 
$$\begin{array}{r} 18 \\ - 10 \\ \hline \end{array}$$
 
$$\begin{array}{r} 14 \\ - 5 \\ \hline \end{array}$$
 
$$\begin{array}{r} 15 \\ - 6 \\ \hline \end{array}$$
 
$$\begin{array}{r} 5 \\ - 4 \\ \hline \end{array}$$
 
$$\begin{array}{r} 1 \\ - 0 \\ \hline \end{array}$$

e. 
$$\begin{array}{r} 11 \\ - 9 \\ \hline \end{array}$$
 
$$\begin{array}{r} 12 \\ - 6 \\ \hline \end{array}$$
 
$$\begin{array}{r} 13 \\ - 9 \\ \hline \end{array}$$
 
$$\begin{array}{r} 14 \\ - 9 \\ \hline \end{array}$$
 
$$\begin{array}{r} 9 \\ - 4 \\ \hline \end{array}$$
 
$$\begin{array}{r} 14 \\ - 7 \\ \hline \end{array}$$
 
$$\begin{array}{r} 11 \\ - 2 \\ \hline \end{array}$$

f. 
$$\begin{array}{r} 14 \\ - 4 \\ \hline \end{array}$$
 
$$\begin{array}{r} 13 \\ - 7 \\ \hline \end{array}$$
 
$$\begin{array}{r} 5 \\ - 2 \\ \hline \end{array}$$
 
$$\begin{array}{r} 12 \\ - 5 \\ \hline \end{array}$$
 
$$\begin{array}{r} 7 \\ - 4 \\ \hline \end{array}$$

g. 
$$\begin{array}{r} 16 \\ - 8 \\ \hline \end{array}$$
 
$$\begin{array}{r} 11 \\ - 5 \\ \hline \end{array}$$
 
$$\begin{array}{r} 17 \\ - 9 \\ \hline \end{array}$$
 
$$\begin{array}{r} 10 \\ - 3 \\ \hline \end{array}$$
 
$$\begin{array}{r} 4 \\ - 2 \\ \hline \end{array}$$



Name: \_\_\_\_\_

Week 7 Day 4 Date: \_\_\_\_\_

BCCS-B

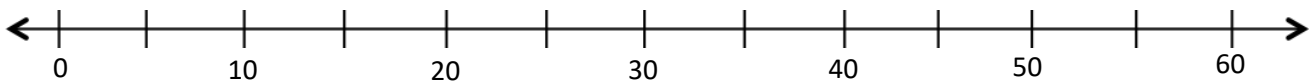
Harvard

Yale

Princeton

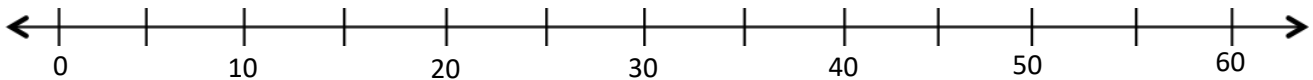
**Input:**

1. Caleb spends 17 minutes on his math homework and 23 minutes on his ELA homework. How many minutes does Caleb spend doing his homework? Model the problem on the number line, and write an equation to solve.



Caleb spends \_\_\_\_\_ minutes on his homework.

2. Mrs. Blomgren spends 24 minutes washing dishes. It takes her 15 minutes to scrub and rinse and the rest of the time to dry the dishes. How many minutes does Mrs. Blomgren spend washing dishes? Draw a number line to model the problem, and write an equation to solve.



Name: \_\_\_\_\_

Week 7 Day 4 Date: \_\_\_\_\_

BCCS-B

Harvard

Yale

Princeton

**Input:**

3. Ms. Bryan's dog sleeps for 18 minutes. It wakes up at the time shown on the clock below. What time did the dog go to sleep? Think backwards.



4. It takes Jeremiah 3 minutes to take out the garbage, 15 minutes to wash the dishes, and 14 minutes to mop the kitchen floor.

a. How long does it take Jeremiah to do his chores?

b. Jeremiah's bus arrives at **7:55 a.m.** If he starts his chores at **7:30 a.m.**, will he be done in time to meet his bus? Explain your reasoning.

Jeremiah will \_\_\_\_\_  
\_\_\_\_\_  
\_\_\_\_\_

Name: \_\_\_\_\_ Week 7 Day 4 Date: \_\_\_\_\_

BCCS-B

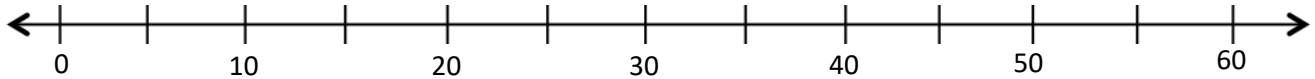
Harvard

Yale

Princeton

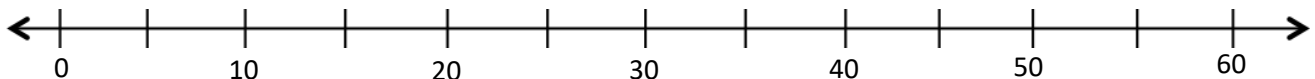
**Problem Set:**

1. Jaylan read his book for 25 minutes yesterday and for 18 minutes today. How many minutes did Jaylan read altogether? Model the problem on the number line, and write an equation to solve.



Jaylan read for \_\_\_\_\_ minutes.

2. Tamim spends 34 minutes washing his dog. It takes him 12 minutes to shampoo and rinse and the rest of the time to get the dog in the bathtub! How many minutes does Tamim spend getting his dog in the bathtub? Draw a number line to model the problem, and write an equation to solve.



Name: \_\_\_\_\_

Week 7 Day 4 Date: \_\_\_\_\_

BCCS-B

Harvard

Yale

Princeton

**Problem Set:**

3. Mrs. Blomgren's cat sleeps in the sun for 23 minutes. He wakes up at the time shown on the clock below. What time did the cat go to sleep?



11: \_\_\_\_\_

4. It takes Ahmed 4 minutes to take out the garbage, 12 minutes to wash the dishes, and 13 minutes to mop the kitchen floor.

a. How long does it take Ahmed to do his chores?

c. Ahmed's bus arrives at 7:55 a.m. If he starts his chores at 7:30 a.m., will he be done in time to meet his bus? Explain your reasoning.

$\Delta h$

Ahmed will

---

---

---

Name: \_\_\_\_\_

Week 7 Day 4


Date: \_\_\_\_\_


BCCS-B



Harvard

Yale

Princeton

✓ Who/what is this problem about? 

✓ How do we solve this problem? 

✓  Show and check your work completely. 

**C** Circle key numbers & units  
What do I know?

**U** Underline the question  
What am I being asked to solve?

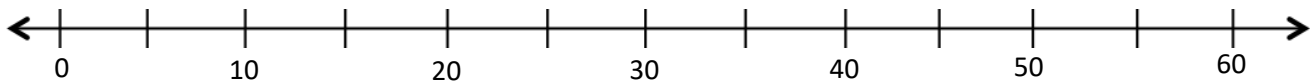
**B** Box math clue words  
Am I going to +, -, x, or ÷?

**E** Evaluate and Eliminate  
What steps do I take?  
What information don't I need?

**S** Solve and Show your work  
Does my answer make sense?  
How can I double check?

**Application:**

Carlos gets to class at **9:08 a.m.** He has to write down homework assignments and complete morning work before math begins at **9:30 a.m.** How many minutes does Carlos have to complete his tasks before math begins?



Name: \_\_\_\_\_ Week 7 Day 4 Date: \_\_\_\_\_

BCCS-B

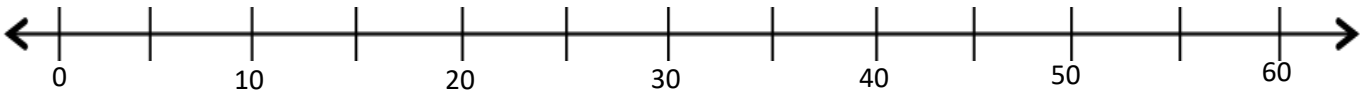
Harvard

Yale

Princeton

**Exit Ticket:**

Michael spends 19 minutes on his math homework and 17 minutes on his science homework. How many minutes does Michael spend doing his homework? Model the problem on the number line, and write an equation to solve.



Michael spends \_\_\_\_\_ minutes on his homework.



Name: \_\_\_\_\_

Week 7 Day 4 Date: \_\_\_\_\_

BCCS-B

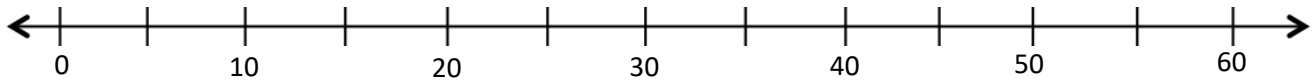
Harvard

Yale

Princeton

**Homework:**

1. Abby spent **22 minutes** working on her science project yesterday and **34 minutes** working on it today. How many minutes did Abby spend working on her science project altogether? Model the problem on the number line, and write an equation to solve.




Abby spent \_\_\_\_\_ minutes working on her science project.

2. Peter practices violin for a total of **55 minutes** over the weekend. He practices **25 minutes** on Saturday. How many minutes does he practice on Sunday? Subtraction

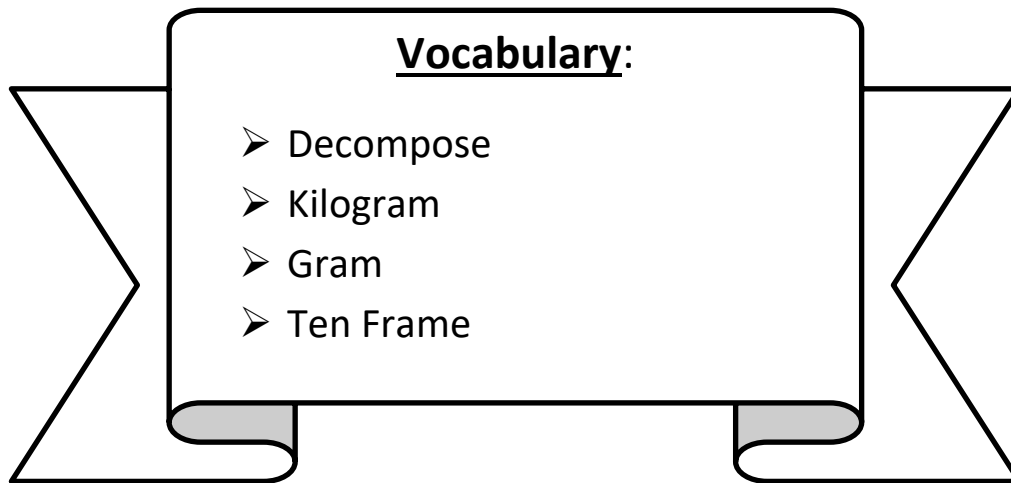


**Day # 5**



**LEQ:** How can I build and decompose a kilogram to reason about the size and weight of 1 kilogram using grams?

**Objective:** I can use a ten frame to build and decompose a kilogram to reason about the size and weight of 1 kilogram in grams.



Name: \_\_\_\_\_ Week 7 Day 5 Date: \_\_\_\_\_

BCCS-B

Harvard

Yale

Princeton

**Do Now:**

- |                          |                           |
|--------------------------|---------------------------|
| 1. $5 \times 4 =$ _____  | 26. $3 \times 3 =$ _____  |
| 2. $4 \times 10 =$ _____ | 27. $5 \times 8 =$ _____  |
| 3. $3 \times 1 =$ _____  | 28. $2 \times 9 =$ _____  |
| 4. $5 \times 6 =$ _____  | 29. $3 \times 4 =$ _____  |
| 5. $0 \times 2 =$ _____  | 30. $2 \times 5 =$ _____  |
| 6. $10 \times 3 =$ _____ | 31. $5 \times 1 =$ _____  |
| 7. $4 \times 9 =$ _____  | 32. $3 \times 8 =$ _____  |
| 8. $2 \times 6 =$ _____  | 33. $5 \times 10 =$ _____ |
| 9. $10 \times 1 =$ _____ | 34. $1 \times 1 =$ _____  |
| 10. $5 \times 5 =$ _____ | 35. $2 \times 10 =$ _____ |
| 11. $3 \times 7 =$ _____ | 36. $5 \times 0 =$ _____  |
| 12. $4 \times 0 =$ _____ | 37. $2 \times 1 =$ _____  |
| 13. $2 \times 8 =$ _____ | 38. $5 \times 2 =$ _____  |
| 14. $4 \times 6 =$ _____ | 39. $4 \times 8 =$ _____  |
| 15. $2 \times 7 =$ _____ | 40. $0 \times 10 =$ _____ |
| 16. $4 \times 1 =$ _____ | 41. $4 \times 7 =$ _____  |
| 17. $0 \times 9 =$ _____ | 42. $3 \times 9 =$ _____  |
| 18. $3 \times 5 =$ _____ | 43. $0 \times 6 =$ _____  |
| 19. $2 \times 4 =$ _____ | 44. $8 \times 1 =$ _____  |
| 20. $0 \times 8 =$ _____ | 45. $2 \times 2 =$ _____  |
| 21. $4 \times 4 =$ _____ | 46. $7 \times 3 =$ _____  |
| 22. $0 \times 3 =$ _____ | 47. $9 \times 1 =$ _____  |
| 23. $3 \times 6 =$ _____ | 48. $0 \times 7 =$ _____  |
| 24. $1 \times 7 =$ _____ | 49. $6 \times 1 =$ _____  |
| 25. $0 \times 1 =$ _____ | 50. $5 \times 10 =$ _____ |

Name: \_\_\_\_\_

Week 7 Day 5 Date: \_\_\_\_\_

BCCS-B

Harvard

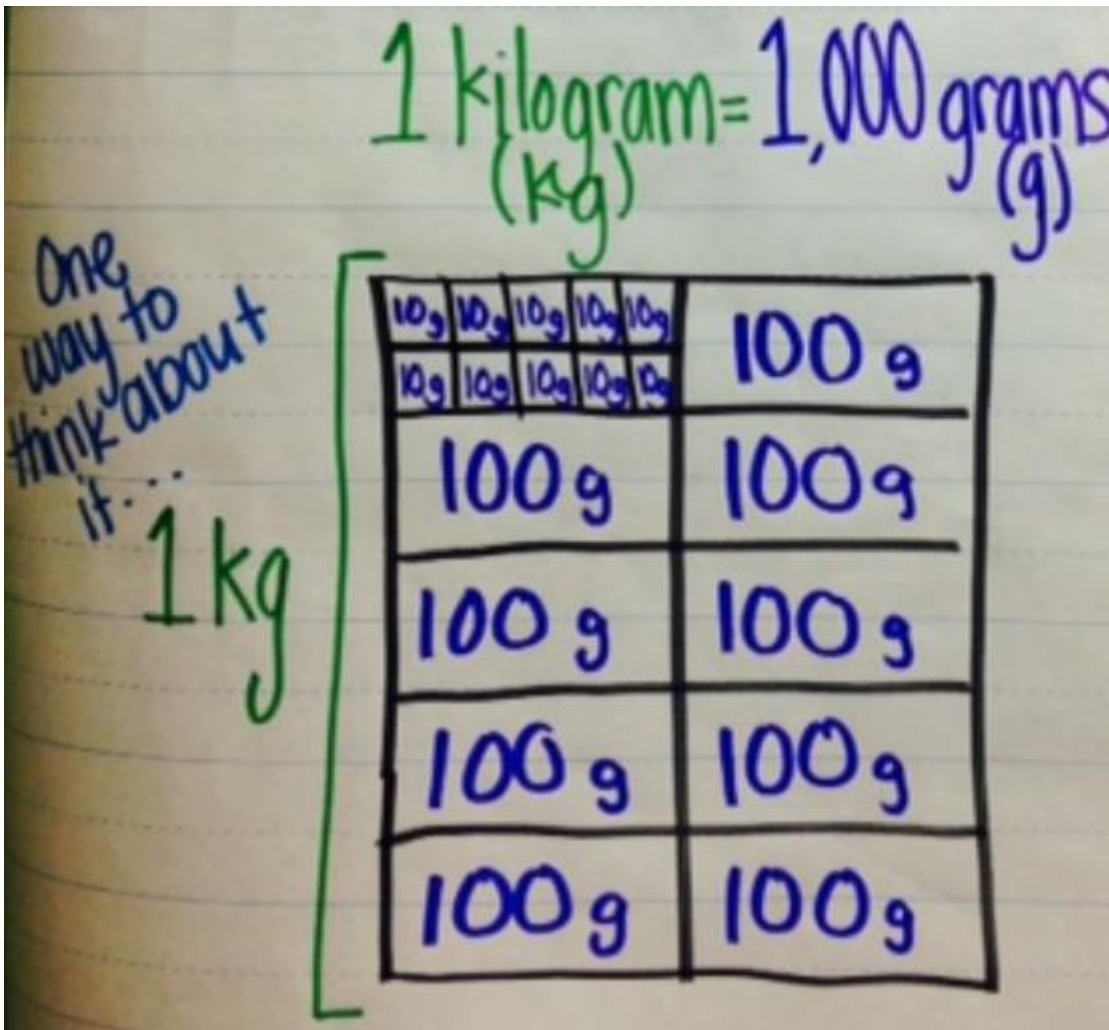
Yale

Princeton

**Input:**

\_\_\_\_\_ and \_\_\_\_\_ are units used to measure weight.

We abbreviate or shorten kilograms as \_\_\_\_\_ and grams as \_\_\_\_\_. The prefix "kilo" means one thousand, which is why 1,000 grams are equal to 1 kilogram. I can use a ten frame to decompose a kilogram into ten groups of \_\_\_\_\_ g.



Name: \_\_\_\_\_

Week 7 Day 5 Date: \_\_\_\_\_

BCCS-B

Harvard

Yale

Princeton

**Input:**

1 Kilogram (kg) = 1,000 grams (g)

- $1,000 \text{ g} \times 1 = 1,000 \text{ g}$
- $100 \text{ g} \times 10 = 1,000 \text{ g}$
- $10 \text{ g} \times 100 = 1,000 \text{ g}$

What do you notice about the numbers of zeros on each side of the equations?

**Fill in the Blanks to balance the beams**



_____ groups of _____ g weights
_____ groups of _____ g weights
_____ groups of _____ g weights



Name: \_\_\_\_\_

Week 7 Day 5

Date: \_\_\_\_\_

BCCS-B

Harvard

Yale

Princeton

**Problem Set:**

**1. Decompose 1 kilogram into groups of 100 grams.**

1 kg =   10   x 100g

_____ g	_____ g	_____ g	_____ g	_____ g
_____ g	_____ g	_____ g	_____ g	_____ g

**2. Decompose 100 grams into groups of 10 grams.**

100 g = \_\_\_\_\_ x 10g

_____ g	_____ g	_____ g	_____ g	_____ g
_____ g	_____ g	_____ g	_____ g	_____ g

**3. Decompose 10 grams into groups of 1 gram.**

10 g = \_\_\_\_\_ x 1g

_____ g	_____ g	_____ g	_____ g	_____ g
_____ g	_____ g	_____ g	_____ g	_____ g

Name: \_\_\_\_\_ Week 7 Day 5 Date: \_\_\_\_\_

BCCS-B

Harvard

Yale


Princeton


**Problem Set:**



**4. Ten bags of flour weigh 1 kilogram. How many grams does each bag of sugar weigh?**

**5. One hundred bags of rice weigh 1 kilogram. How many grams does each bag of rice weigh?**



✓ Who/what is this problem about? 

✓ How do we solve this problem? 

✓  Show and check your work completely. 

**C** Circle key numbers & units  
What do I know?

**U** Underline the question  
What am I being asked to solve?

**B** Box math clue words  
Am I going to +, -, x, or ÷?

**E** Evaluate and Eliminate  
What steps do I take?  
What information don't I need?

**S** Solve and Show your work  
Does my answer make sense?  
How can I double check?

Application:

Ten bags of salt weigh 1 kilogram. How many grams does each bag of salt weigh?

Name: \_\_\_\_\_ Week 7 Day 5 Date: \_\_\_\_\_

BCCS-B

Harvard

Yale

Princeton

**Exit Ticket:**

**Ten bags of sugar weigh 1 kilogram. How many grams does each bag of sugar weigh?**

_____ g				

**\*\*\*Each square represents 1 bag of sugar\*\*\***

Name: \_\_\_\_\_

Week 7 Day 5 Date: \_\_\_\_\_

BCCS-B

Harvard

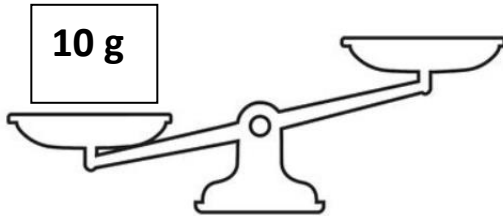
Yale

Princeton


**Homework:**

**1. Balance the scales.**

- a. Isaiah puts a **10-gram** weight on a pan balance. How many 1-gram weights does he need to balance the scale?





- b. Next, Isaiah puts a **100-gram** weight on a pan balance. How many 10-gram weights does he need to balance the scale?



- c. Isaiah then puts a **kilogram** weight on a pan balance. How many 100-gram weights does he need to balance the scale?

1






Name \_\_\_\_\_

## 3<sup>rd</sup> Grade Modified Math Remote Learning Packet

### Week 8



---

Dear Educator,

My signature is proof that I have reviewed my scholar's work and supported him to the best of my ability to complete all assignments.


\_\_\_\_\_  
(Parent Signature)

\_\_\_\_\_  
(Date)

Parents please note that all academic are also available on our website at [www.brighterchoice.org](http://www.brighterchoice.org) under the heading "Remote Learning." All academic packet assignments are mandatory and must be completed by all scholars.

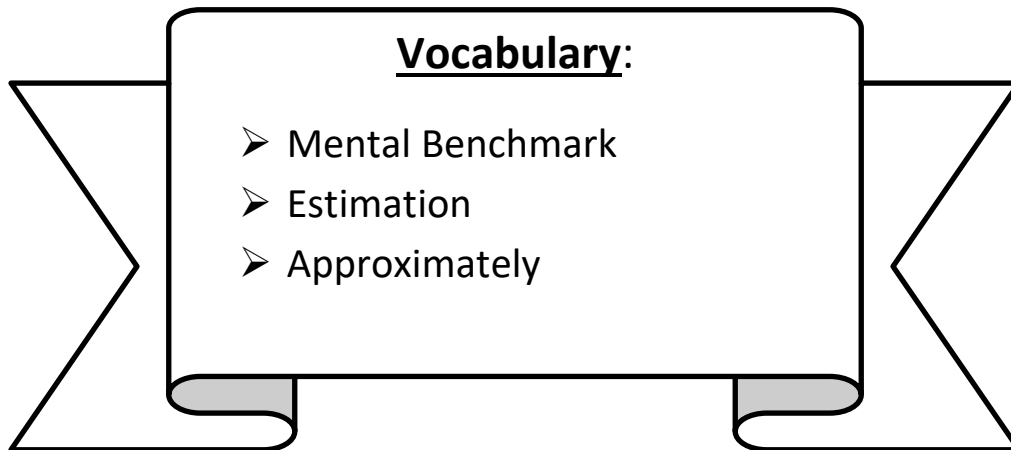


**Day # 1**



**LEQ:** How can I establish mental benchmarks for kilograms?

**Objective:** I can develop estimation strategies from a series of familiar objects to establish mental benchmarks for kilograms.



Name: \_\_\_\_\_ Week 8 Day 1 Date: \_\_\_\_\_

BCCS-B

Harvard

Yale

Princeton

**Do Now:** Read each digital scale. Write each weight using the word *kilogram* or *gram* for each measurement.




3 Kilogram

---



907 grams

---



Name: \_\_\_\_\_ Week 8 Day 1 Date: \_\_\_\_\_

BCCS-B

Harvard

Yale

Princeton

**Input:**

We don't always have access to a scale to measure weight, which is why there are \_\_\_\_\_ objects we can use to develop \_\_\_\_\_ strategies for grams and kilograms. These mental benchmarks will help us make an educated guess about how much an object \_\_\_\_\_ weighs.



**Circle the correct unit of weight for each estimation.**

1. A box of cereal weighs about 350 (grams / kilograms).
2. A watermelon weighs about 3 (grams / kilograms).
3. A postcard weighs about 6 (grams / kilograms).
4. A cat weighs about 4 (grams / kilograms).
5. A bicycle weighs about 15 (grams / kilograms).



Name: \_\_\_\_\_

Week 8 Day 1 Date: \_\_\_\_\_

BCCS-B

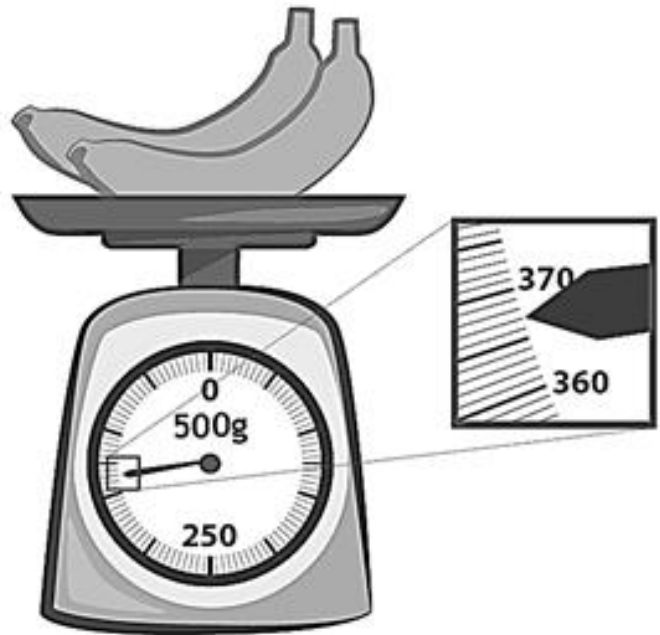
Harvard

Yale

Princeton

**Input:**

Read and write the weights below. Write the word **kilogram or gram** with the measurement



Name: \_\_\_\_\_ Week 8 Day 1 Date: \_\_\_\_\_

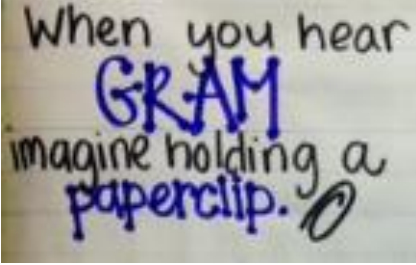
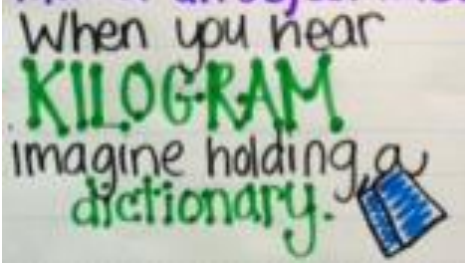
BCCS-B

Harvard

Yale

Princeton

**Problem Set: Circle the correct unit of weight for each estimation.**

Mental Benchmarks	
1 kg	1 g
	

1. A lemon weighs about 58 (**grams** / kilograms).
2. An orange weighs about 200 (grams / kilograms).
3. A basketball weighs about 624 (grams / **kilograms**).
4. A brick weighs about 2 (grams / kilograms).
5. A small packet of sugar weighs about 4 (grams / kilograms).
6. A tiger weighs about 190 (grams / kilograms).
7. A cellphone weighs about 800 (grams / kilograms).
8. A bag of apples weighs approximately 1 (gram / kilogram).
9. A pack of chewing gum weighs approximately 10 (grams / kilograms).

Name: \_\_\_\_\_

Week 8 Day 1 Date: \_\_\_\_\_

BCCS-B

Harvard

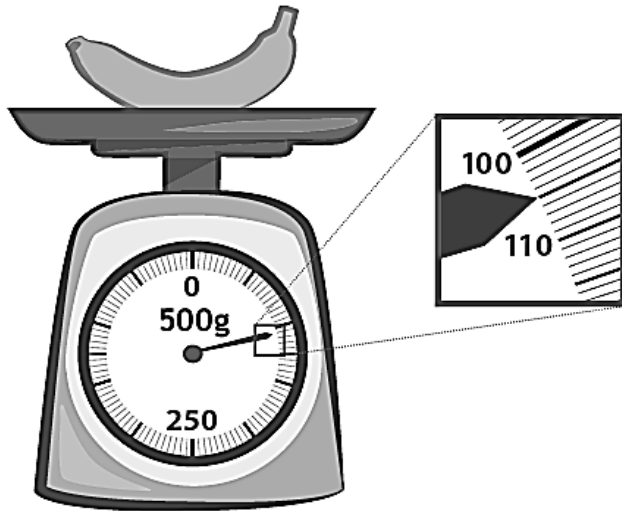
Yale

Princeton

**Problem Set:**

Read and write the weights below. Write the word **kilogram or gram** with the measurement

10.



\_\_\_\_\_

11.



\_\_\_\_\_

12.



\_\_\_\_\_

Name: \_\_\_\_\_

Week 8 Day 1


Date: \_\_\_\_\_


BCCS-B



Harvard

Yale

Princeton

✓ Who/what is this problem about? 

✓ How do we solve this problem? 

✓  Show and check your work completely. 

**C** Circle key numbers & units  
What do I know?

**U** Underline the question  
What am I being asked to solve?

**B** Box math clue words  
Am I going to +, -, x, or ÷?

**E** Evaluate and Eliminate  
What steps do I take?  
What information don't I need?

**S** Solve and Show your work  
Does my answer make sense?  
How can I double check?

Application:

Justin put a **1-kilogram** bag of flour on one side of a pan balance. How many **100-gram** bags of flour does he need to put on the other pan to balance the scale?

Name: \_\_\_\_\_

Week 8 Day 1 Date: \_\_\_\_\_

BCCS-B


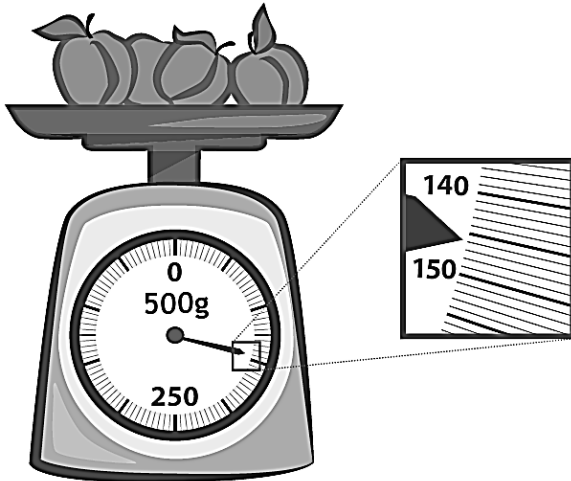
Harvard

Yale

Princeton

**Exit Ticket:**

1. Read and write the weights below. Write the word *kilogram* or *gram* with the measurement.



2. Circle the correct unit of weight for each estimation.

- a. A banana weighs about 500 (grams / kilograms).
- b. A baseball weighs about 650 (grams / kilograms).
- c. A book weighs about 900 (grams / kilograms).
- d. A small child weighs about 30 (grams / kilograms).

Name: \_\_\_\_\_ Week 8 Day 1 Date: \_\_\_\_\_

BCCS-B

Harvard

Yale

Princeton

**Homework:**

**1. Match each object with its approximate weight.**



100 grams



10 grams



1 gram




1 kilogram

**2. Alicia and Jeremy weigh a cell phone on a digital scale. They write down 113 but forget to record the unit. Which unit of measurement is correct, grams or kilograms? How do you know?**

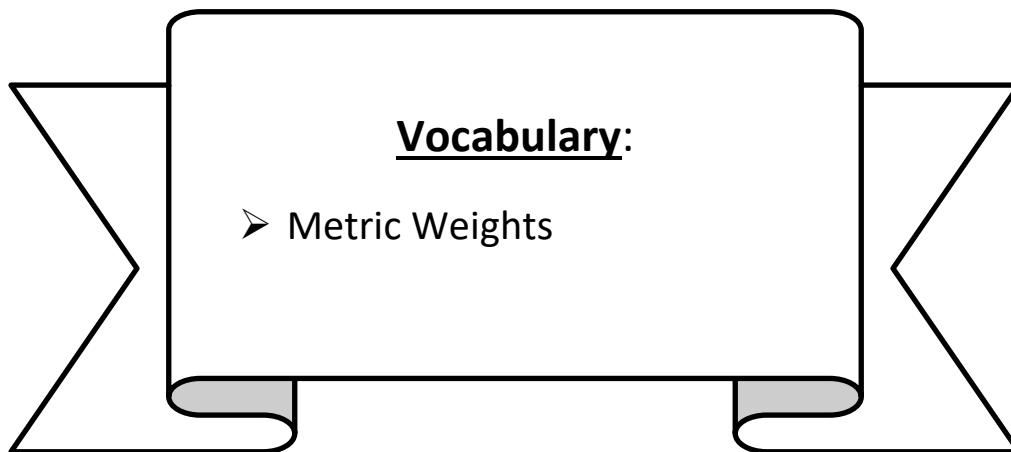


# Day # 2



**LEQ:** How can I solve one-step word problems involving metric weights within 100?

**Objective:** I can use CUBES and write an answer sentence to solve one-step word problems involving metric weights within 100.







**Do Now:****Estimating Grams and Kilograms**


A **gram** (g) is used to measure the weight or mass of very light objects.  
A small paperclip weighs about a gram.


A **kilogram** (kg) is used to measure the weight of heavier objects.  
A one-liter bottle of water weighs about a kilogram.


Choose the best estimate for each object or animal shown.


1. 


18 grams  
4 kilograms  
8 kilograms
2. 


20 grams  
500 grams  
18 kilograms
3. 


900 grams  
9 kilograms  
90 kilograms
4. 

960 grams  
18 kilograms  
3 kilograms
5. 

570 grams  
7 kilograms  
37 kilograms
6. 

3 grams  
300 grams  
3 kilograms
7. 

100 grams  
1 kilogram  
100 kilograms
8. 

1 gram  
50 grams  
1 kilogram
9. 

600 kilograms  
60,000 kilograms  
6,000 grams

Name: \_\_\_\_\_ Week 8 Day 2 Date: \_\_\_\_\_

BCCS-B

Harvard

Yale

Princeton

**Input:**

**1. Use tape diagrams to model the following problems. Ken and his brother Jiro get weighed at the doctor's office. Ken weighs 35 kilograms, and Jiro weighs 43 kilograms.**

a. What is Ken and Jiro's **total** weight?

Ken and Jiro weigh \_\_\_\_\_ kilograms.

b. How much heavier is Jiro than Ken? Subtraction

Jiro is \_\_\_\_\_ kilograms heavier than Ken.

Name: \_\_\_\_\_

Week 8 Day 2 Date: \_\_\_\_\_

BCCS-B

Harvard

Yale

Princeton

## Input:

2. The weights of a backpack and suitcase are shown below.



5 kg



15 kg

a. How much heavier is the suitcase than the backpack? Subtraction

b. What is the total weight of 4 identical backpacks?

c. How many backpacks weigh the same as one suitcase?

Name: \_\_\_\_\_

Week 8 Day 2 Date: \_\_\_\_\_

BCCS-B

Harvard

Yale

Princeton

## **Problem Set:**

**1. Use tape diagrams to model the following problems. Jenny and her brother Dylan get weighed at the doctor's office. Jenny weighs 35 kilograms, and Dylan weighs 41 kilograms. In kilograms**

a. What is Jenny and Dylan's total weight?

Jenny and Dylan's weigh \_\_\_\_\_ kilograms.

b. How much heavier is Dylan than Jenny? Subtraction

Dylan is \_\_\_\_\_ kilograms heavier than Jenny.

Name: \_\_\_\_\_

Week 8 Day 2 Date: \_\_\_\_\_

BCCS-B

Harvard

Yale

Princeton

## Problem Set:

2. The weights of a backpack and suitcase are shown below.



4 kg



12 kg

a. How much heavier is the suitcase than the backpack? Subtraction

b. What is the **total** weight of 4 identical backpacks? Add

c. How many backpacks weigh the same as one suitcase?

Name: \_\_\_\_\_

Week 8 Day 2


Date: \_\_\_\_\_


BCCS-B



Harvard

Yale

Princeton

✓ Who/what is this problem about? 

✓ How do we solve this problem? 

✓  Show and check your work completely. 

**C** Circle key numbers & units  
What do I know?

**U** Underline the question  
What am I being asked to solve?

**B** Box math clue words  
Am I going to +, -, x, or ÷?

**E** Evaluate and Eliminate  
What steps do I take?  
What information don't I need?

**S** Solve and Show your work  
Does my answer make sense?  
How can I double check?

**Application:**

Jared estimates that his houseplant is as heavy as a **5-kilogram** bowling ball. Draw a tape diagram to estimate the weight of 3 houseplants.

Name: \_\_\_\_\_ Week 8 Day 2 Date: \_\_\_\_\_

BCCS-B

Harvard

Yale

Princeton

**Exit Ticket:** The weights of a backpack and suitcase are shown below.



7 kg



21 kg

a. How much heavier is the suitcase than the backpack?

b. What is the total weight of 4 identical backpacks?

c. How many backpacks weigh the same as one suitcase?

Name: \_\_\_\_\_

Week 8 Day 2 Date: \_\_\_\_\_

BCCS-B

Harvard

Yale

Princeton

## Homework:

1. The weights of 3 fruit baskets are shown below.



Basket A

12 kg



Basket B

8 kg



Basket C

16 kg

- Basket   C   is the heaviest.
- Basket          is the lightest.
- Basket A is                  kilograms heavier than Basket B.
- What is the total weight of all three baskets?


2. Each journal weighs about **280 grams**. What is **total** weight of **3** journals?

3. Ms. Rios buys **453 grams** of strawberries. She has **23 grams** left after making smoothies. How many grams of strawberries did she use?



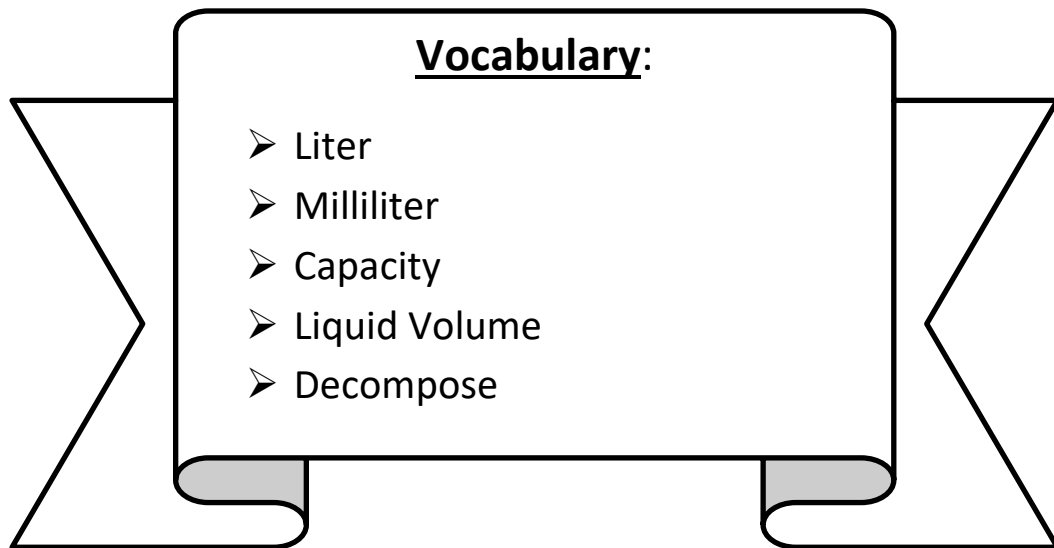


**Day # 3**



**LEQ:** How can I build and decompose a liter to reason about the size and weight of 1 liter in milliliters?

**Objective:** I can use my notes to build and decompose a liter to reason about the size and weight of 1 liter in milliliters.



Name: \_\_\_\_\_

Week 8 Day 3 Date: \_\_\_\_\_

BCCS-B

Harvard

Yale

Princeton

**Do Now:** Find the sum.

$$\begin{array}{r} 4 \\ + 3 \\ \hline \end{array}$$

7

$$\begin{array}{r} 5 \\ + 9 \\ \hline \end{array}$$

$$\begin{array}{r} 6 \\ + 6 \\ \hline \end{array}$$

$$\begin{array}{r} 7 \\ + 10 \\ \hline \end{array}$$

$$\begin{array}{r} 3 \\ + 1 \\ \hline \end{array}$$

$$\begin{array}{r} 7 \\ + 2 \\ \hline \end{array}$$

$$\begin{array}{r} 6 \\ + 4 \\ \hline \end{array}$$

$$\begin{array}{r} 7 \\ + 8 \\ \hline \end{array}$$

$$\begin{array}{r} 9 \\ + 9 \\ \hline \end{array}$$

$$\begin{array}{r} 5 \\ + 0 \\ \hline \end{array}$$

$$\begin{array}{r} 8 \\ + 9 \\ \hline \end{array}$$

$$\begin{array}{r} 5 \\ + 10 \\ \hline \end{array}$$

$$\begin{array}{r} 9 \\ + 3 \\ \hline \end{array}$$

$$\begin{array}{r} 2 \\ + 4 \\ \hline \end{array}$$

$$\begin{array}{r} 10 \\ + 1 \\ \hline \end{array}$$

$$\begin{array}{r} 7 \\ + 5 \\ \hline \end{array}$$

$$\begin{array}{r} 3 \\ + 8 \\ \hline \end{array}$$

$$\begin{array}{r} 2 \\ + 3 \\ \hline \end{array}$$

$$\begin{array}{r} 10 \\ + 10 \\ \hline \end{array}$$

$$\begin{array}{r} 8 \\ + 4 \\ \hline \end{array}$$

12

$$\begin{array}{r} 5 \\ + 5 \\ \hline \end{array}$$

$$\begin{array}{r} 6 \\ + 3 \\ \hline \end{array}$$

$$\begin{array}{r} 9 \\ + 7 \\ \hline \end{array}$$

$$\begin{array}{r} 1 \\ + 1 \\ \hline \end{array}$$

$$\begin{array}{r} 9 \\ + 2 \\ \hline \end{array}$$

$$\begin{array}{r} 6 \\ + 8 \\ \hline \end{array}$$

$$\begin{array}{r} 7 \\ + 4 \\ \hline \end{array}$$

$$\begin{array}{r} 3 \\ + 3 \\ \hline \end{array}$$

$$\begin{array}{r} 10 \\ + 6 \\ \hline \end{array}$$

$$\begin{array}{r} 7 \\ + 7 \\ \hline \end{array}$$

$$\begin{array}{r} 3 \\ + 10 \\ \hline \end{array}$$

$$\begin{array}{r} 5 \\ + 6 \\ \hline \end{array}$$

$$\begin{array}{r} 7 \\ + 2 \\ \hline \end{array}$$

$$\begin{array}{r} 1 \\ + 4 \\ \hline \end{array}$$

$$\begin{array}{r} 0 \\ + 2 \\ \hline \end{array}$$

$$\begin{array}{r} 4 \\ + 4 \\ \hline \end{array}$$

$$\begin{array}{r} 5 \\ + 8 \\ \hline \end{array}$$

$$\begin{array}{r} 9 \\ + 6 \\ \hline \end{array}$$

$$\begin{array}{r} 4 \\ + 5 \\ \hline \end{array}$$

$$\begin{array}{r} 7 \\ + 3 \\ \hline \end{array}$$

$$\begin{array}{r} 8 \\ + 10 \\ \hline \end{array}$$

$$\begin{array}{r} 6 \\ + 7 \\ \hline \end{array}$$

$$\begin{array}{r} 10 \\ + 4 \\ \hline \end{array}$$

$$\begin{array}{r} 8 \\ + 8 \\ \hline \end{array}$$

$$\begin{array}{r} 6 \\ + 10 \\ \hline \end{array}$$

$$\begin{array}{r} 5 \\ + 6 \\ \hline \end{array}$$

$$\begin{array}{r} 9 \\ + 1 \\ \hline \end{array}$$

$$\begin{array}{r} 10 \\ + 2 \\ \hline \end{array}$$

$$\begin{array}{r} 7 \\ + 6 \\ \hline \end{array}$$

$$\begin{array}{r} 5 \\ + 1 \\ \hline \end{array}$$

Name: \_\_\_\_\_ Week 8 Day 3 Date: \_\_\_\_\_

BCCS-B

Harvard

Yale

Princeton

### Input:

The amount of liquid a container holds is called its \_\_\_\_\_.

A \_\_\_\_\_ is a unit we use to measure amounts of liquid. We call an amount of liquid, **liquid volume**. To abbreviate the word liter, use a capital \_\_\_\_\_. We're going to decompose 1 liter into smaller units called \_\_\_\_\_.

To abbreviate milliliter we write \_\_\_\_\_.

Decomposing a liter (L) into a milliliter (mL)

$$1 \text{ L} = 1,000 \text{ mL}$$

$$\underline{1} \times 1,000 \text{ mL} = 1 \text{ L}$$

$$\underline{10} \times 100 \text{ mL} = 1 \text{ L}$$

$$\underline{100} \times 10 \text{ mL} = 1 \text{ L}$$

$$\underline{1,000} \times 1 \text{ mL} = 1 \text{ L}$$

### Decompose 1 Liter into groups of 100 Milliliters.

$$1 \text{ L} = \underline{\quad} 100 \underline{\quad} \times 10 \text{ mL}$$

<input type="text" value="10"/> mL	_____ mL	_____ mL	_____ mL	_____ mL	} <input type="text" value="1 L"/>
_____ mL	_____ mL	_____ mL	_____ mL	_____ mL	

A **liter** (L) and a **milliliter** (mL) are two units for measuring capacity in the metric system.



This bottle holds 1 liter of water.



A milliliter is about 20 drops of water.

Name: \_\_\_\_\_ Week 8 Day 3 Date: \_\_\_\_\_

BCCS-B

Harvard

Yale

Princeton

**Input:**

1. Mrs. Mercado fills a 1-liter jar with water from the lake. She uses a 100-milliliter cup to scoop water out of the lake and pour it into the jar. How many times will Mrs. Mercado scoop water from the lake to fill the jar?

Decomposing a liter (L) into a milliliter (mL)

$$1 \text{ L} = 1,000 \text{ mL}$$

$$\underline{1} \times 1,000 \text{ mL} = 1\text{L}$$

$$\underline{10} \times 100 \text{ mL} = 1\text{L}$$

$$\underline{100} \times 10 \text{ mL} = 1\text{L}$$

$$\underline{1,000} \times 1\text{mL} = 1\text{L}$$

**C  
U  
B  
E  
S**

2. How many groups of 10 milliliters are in 1 liter? Explain.

There are \_\_\_\_\_ groups of 10 milliliters in 1 liter.

Name: \_\_\_\_\_

Week 8 Day 3 Date: \_\_\_\_\_

BCCS-B

Harvard

Yale

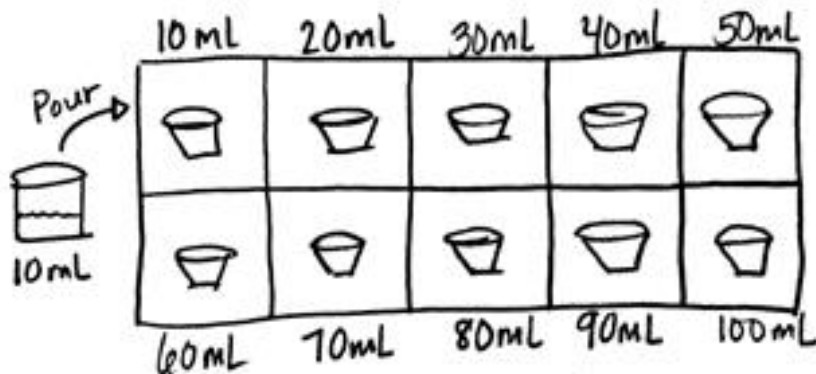
Princeton

**Input:**

Write an equation to represent 100 mL of water decomposed into 10 parts.

$$10 \times \underline{\quad} \text{ mL} = 100 \text{ mL}$$

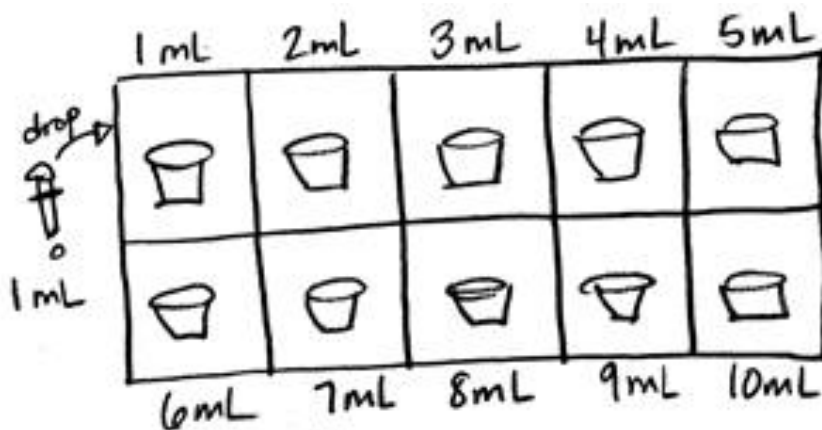
$$100 \text{ mL} \div 10 = \underline{\quad} \text{ mL}$$



Write an equation to represent 10 mL of water decomposed into 10 parts.

$$10 \times \underline{\quad} \text{ mL} = 10 \text{ mL}$$

$$10 \text{ mL} \div 10 = \underline{\quad} \text{ mL}$$



Name: \_\_\_\_\_

Week 8 Day 3 Date: \_\_\_\_\_

BCCS-B

Harvard

Yale

Princeton

## **Problem Set:**

1. Mrs. Mclean fills a 1-liter bottle with water from the tub. She uses a **100-milliliter** cup to scoop water out of the tub and pour it into the jar. How many times will Mrs. Mclean scoop water from the tub to fill the jar?

Decomposing a liter (L) into a milliliter (mL)

$$\mathbf{1\ L = 1,000\ mL}$$

$$\underline{1} \times 1,000\ \text{mL} = 1\text{L}$$

$$\underline{10} \times 100\ \text{mL} = 1\text{L}$$

$$\underline{100} \times 10\ \text{mL} = 1\text{L}$$

$$\underline{1,000} \times 1\text{mL} = 1\text{L}$$

**C**  
**U**  
**B**  
**E**  
**S**

2. How many groups of **10 milliliters** are in **1 liter**? Explain.

In one liter there are

---

---

There are \_\_\_\_\_ groups of 10 milliliters in 1 liter.

Name: \_\_\_\_\_

Week 8 Day 3 Date: \_\_\_\_\_

BCCS-B

Harvard

Yale

Princeton

### Problem Set:

3. Daniel's fish tank holds **24 liters** of water. He uses a **4-liter** bucket to fill the tank. How many buckets of water are needed to fill the tank?

Decomposing a liter (L) into a milliliter (mL)

$$1 \text{ L} = 1,000 \text{ mL}$$

$$\underline{1} \times 1,000 \text{ mL} = 1\text{L}$$

$$\underline{10} \times 100 \text{ mL} = 1\text{L}$$

$$\underline{100} \times 10 \text{ mL} = 1\text{L}$$

$$\underline{1,000} \times 1\text{mL} = 1\text{L}$$

**C**

**U**

**B**

**E**

**S**

4. Sheila buys **15 liters** of paint to paint her house. She pours the paint equally into **3** buckets. How many liters of paint are in each bucket?

**C**

**U**

**B**

**E**

**S**



Name: \_\_\_\_\_

Week 8 Day 3


Date: \_\_\_\_\_


BCCS-B



Harvard

Yale

Princeton

✓ Who/what is this problem about? 

✓ How do we solve this problem? 

✓  Show and check your work completely. 

**C** Circle key numbers & units  
What do I know?

**U** Underline the question  
What am I being asked to solve?

**B** Box math clue words  
Am I going to +, -, x, or ÷?

**E** Evaluate and Eliminate  
What steps do I take?  
What information don't I need?

**S** Solve and Show your work  
Does my answer make sense?  
How can I double check?

**Application:**

Mrs. Goldstein pours 3 juice boxes into a bowl to make punch. Each juice box holds 236 milliliters. How much juice does Mrs. Goldstein pour into the bowl?

Name: \_\_\_\_\_

Week 8 Day 3 Date: \_\_\_\_\_

BCCS-B

Harvard

Yale

Princeton

## Exit Ticket:

1. Morgan fills a 1-liter jar with water from the pond. She uses a 100-milliliter cup to scoop water out of the pond and pour it into the jar. How many times will Morgan scoop water from the pond to fill the jar?

Decomposing a liter (L) into a milliliter (mL)

$$1 \text{ L} = 1,000 \text{ mL}$$

$$\underline{1} \times 1,000 \text{ mL} = 1\text{L}$$

$$\underline{10} \times 100 \text{ mL} = 1\text{L}$$

$$\underline{100} \times 10 \text{ mL} = 1\text{L}$$

$$\underline{1,000} \times 1\text{mL} = 1\text{L}$$

**C**

**U**

**B**

**E**

**S**

2. How many groups of 10 milliliters are in 1 liter? Explain.

There are \_\_\_\_\_ groups of 10 milliliters in 1 liter.

Name: \_\_\_\_\_ Week 8 Day 3 Date: \_\_\_\_\_

BCCS-B

Harvard

Yale

Princeton

## Homework:

1. Find containers at home that have a capacity of about 1 liter. Use the labels on containers to help you identify them.

a.

Name of Container
Example: Carton of orange juice

b. Draw the containers. How do their sizes and shapes compare?


--	--	--

2. The doctor prescribes Mrs. Larson 5 milliliters of medicine each day for 3 days. How many milliliters of medicine will she take altogether?

**C  
U  
B  
E  
S**

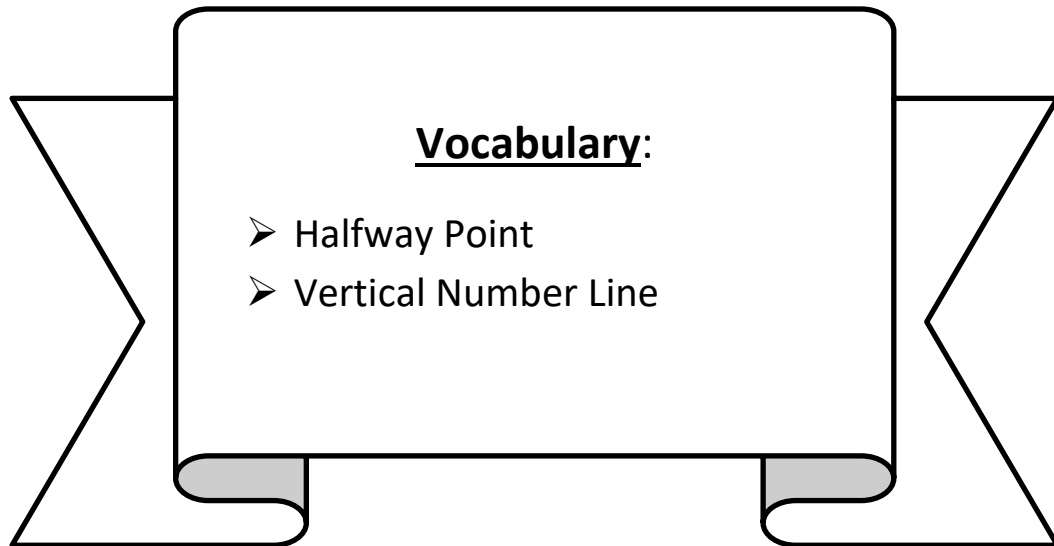


# Day # 4



**LEQ:** How can I estimate and measure liquid volume in liters and milliliters?

**Objective:** I can use the vertical number line to estimate and measure liquid volume in liters and milliliters.



Name: \_\_\_\_\_

Week 8 Day 4 Date: \_\_\_\_\_

BCCS-B

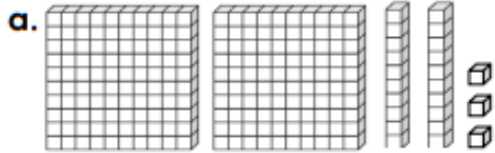
Harvard

Yale

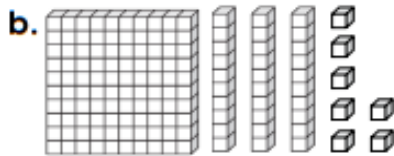
Princeton

**Do Now:** Use place value to write the numbers shown by the blocks.

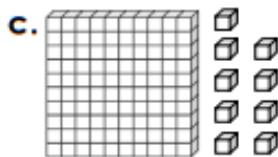
## Place Value



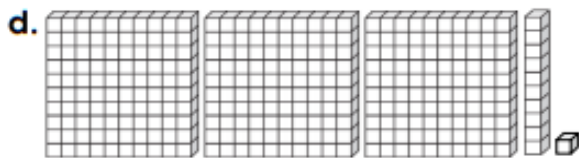
hundreds	tens	ones	number
2	2	3	223



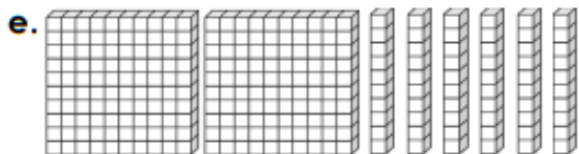
hundreds	tens	ones	number



hundreds	tens	ones	number



hundreds	tens	ones	number



hundreds	tens	ones	number

Name: \_\_\_\_\_

Week 8 Day 4 Date: \_\_\_\_\_

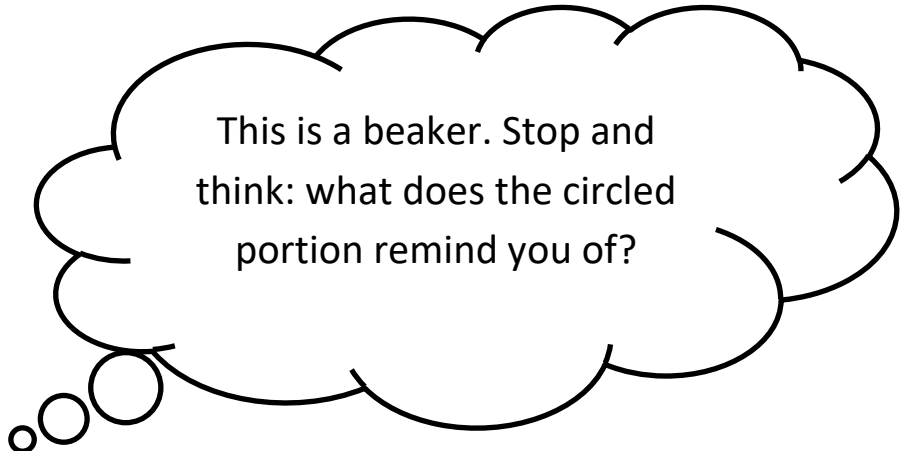
BCCS-B

Harvard

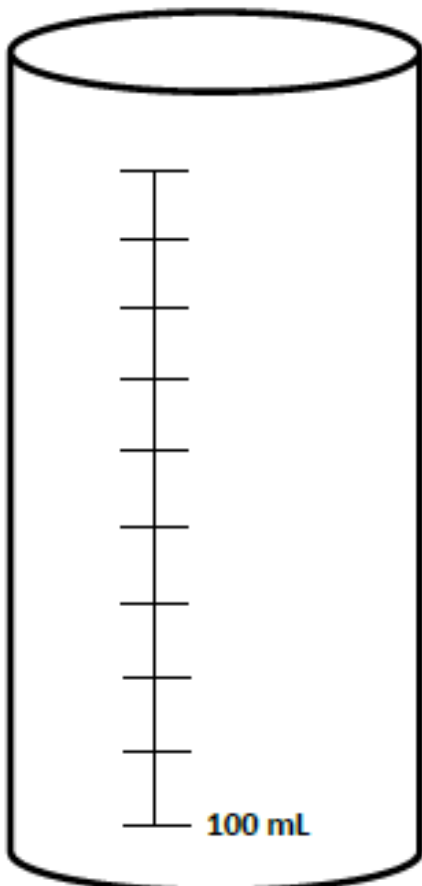
Yale

Princeton

**Input:**



The number lines that we've been working with are horizontal. This means that they go from left to right. The number line on this beaker runs up and down—we call this a \_\_\_\_\_ number line. The capacity of this beaker is \_\_\_\_\_ mL or 1 \_\_\_\_\_. The more liquid you pour, the greater the number and the \_\_\_\_\_ you'll be on the vertical number line. The \_\_\_\_\_ is right in the middle.



**What To Do:**

- Label each line on the vertical number line
- Shade in 500 mL
- Determine how many more mL need to be filled to reach capacity

Name: \_\_\_\_\_

Week 8 Day 4 Date: \_\_\_\_\_

BCCS-B

Harvard

Yale

Princeton

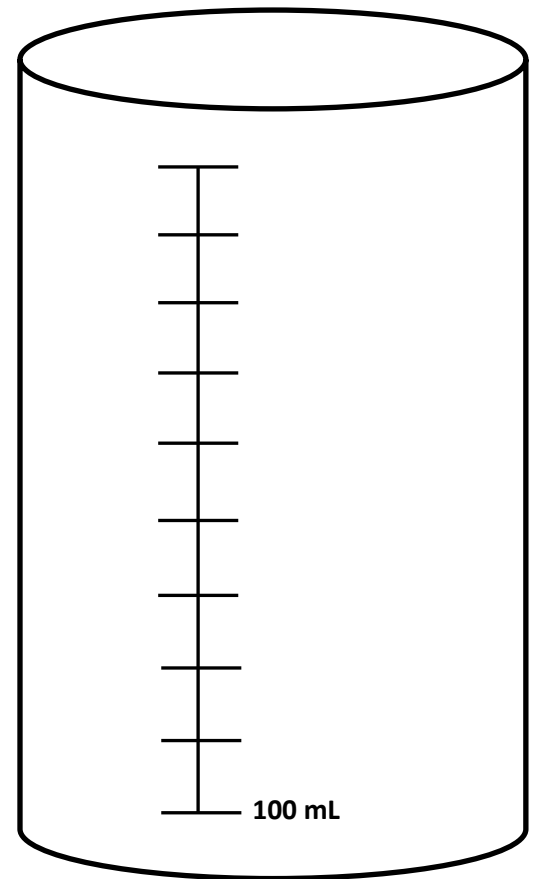
## Input:

Label the vertical number line on the container to the right. Answer the questions below.

a. What did you label as the halfway mark? Why?

b. If you pour out 300 mL of water, how many **mL** are left in the container?

c. If you pour out 400 mL of water, how many **mL** are left in the container?





Name: \_\_\_\_\_

Week 8 Day 4 Date: \_\_\_\_\_

BCCS-B

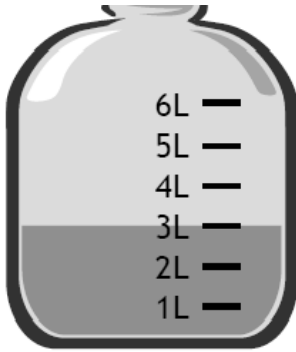
Harvard

Yale

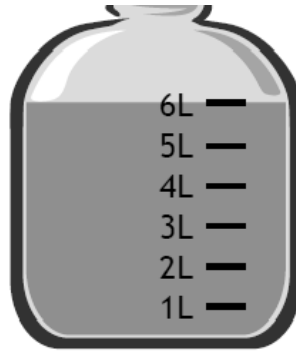
Princeton

**Problem Set:**

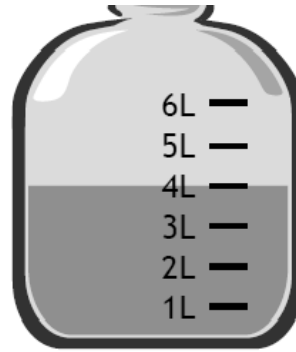
**1. How much liquid is in each container?**



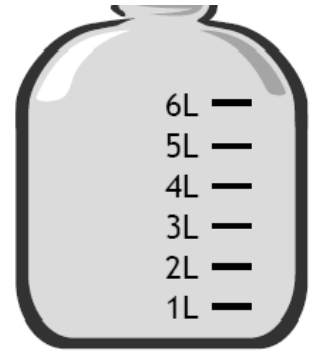
3 liters



\_\_\_\_\_




\_\_\_\_\_




\_\_\_\_\_


**2. Estimate the amount of liquid in each container to the nearest hundred milliliters.**




400 mL



\_\_\_\_\_



\_\_\_\_\_

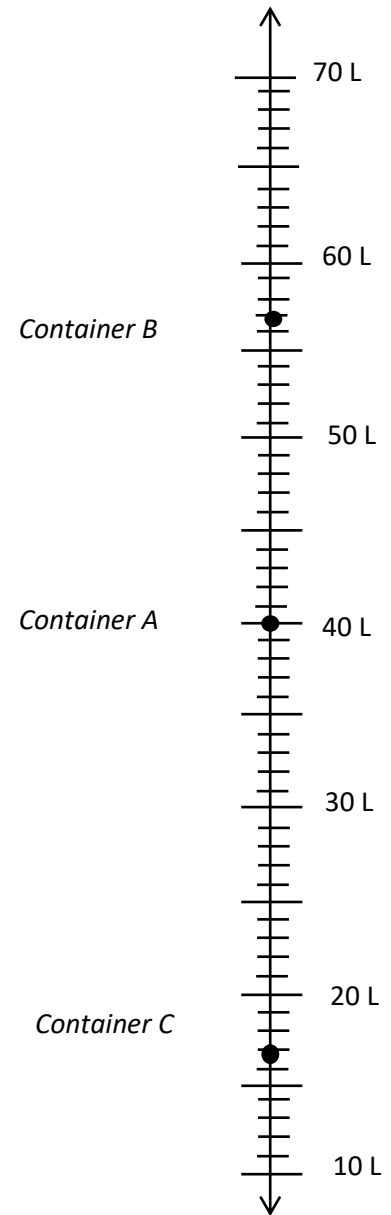


\_\_\_\_\_

**Problem Set:**

**3. Use the number line to record the capacity of the containers.**

Container	Capacity in Liters
<b>A</b>	40 liters
<b>B</b>	
<b>C</b>	



1. What is the difference between the capacity of Container **B** and Container **C**? Subtract B from C

Name: \_\_\_\_\_

Week 8 Day 4


Date: \_\_\_\_\_


BCCS-B



Harvard

Yale

Princeton

✓ Who/what is this problem about? 

✓ How do we solve this problem? 

✓  Show and check your work completely. 

**C** Circle key numbers & units  
What do I know?

**U** Underline the question  
What am I being asked to solve?

**B** Box math clue words  
Am I going to +, -, x, or ÷?

**E** Evaluate and Eliminate  
What steps do I take?  
What information don't I need?

**S** Solve and Show your work  
Does my answer make sense?  
How can I double check?



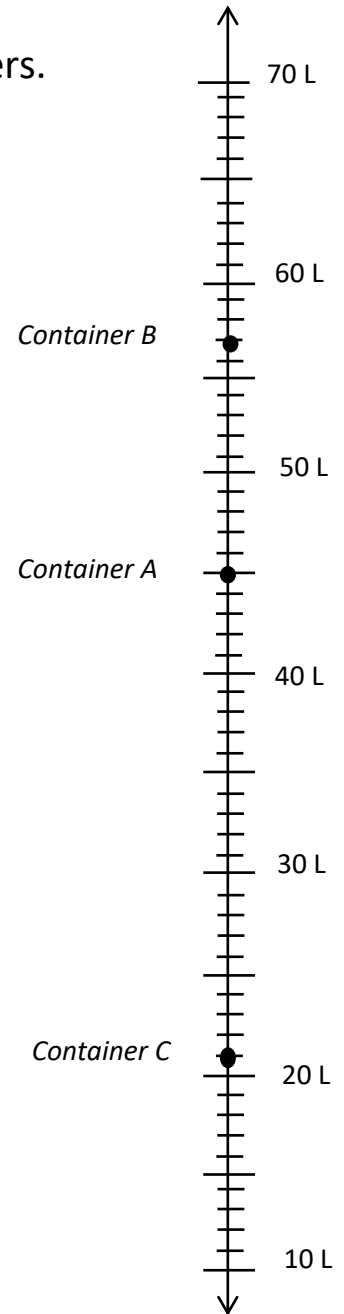
**Application:**

Noorullah drinks **4 Liters** of water each day. How many **mL** does he drink in 2 days?

**Exit Ticket:**

1. Use the number line to record the capacity of the containers.

Container	Capacity in Liters
A	
B	
C	



2. What is the difference between the capacity of Container A and Container C?

Name: \_\_\_\_\_

Week 8 Day 4 Date: \_\_\_\_\_

BCCS-B

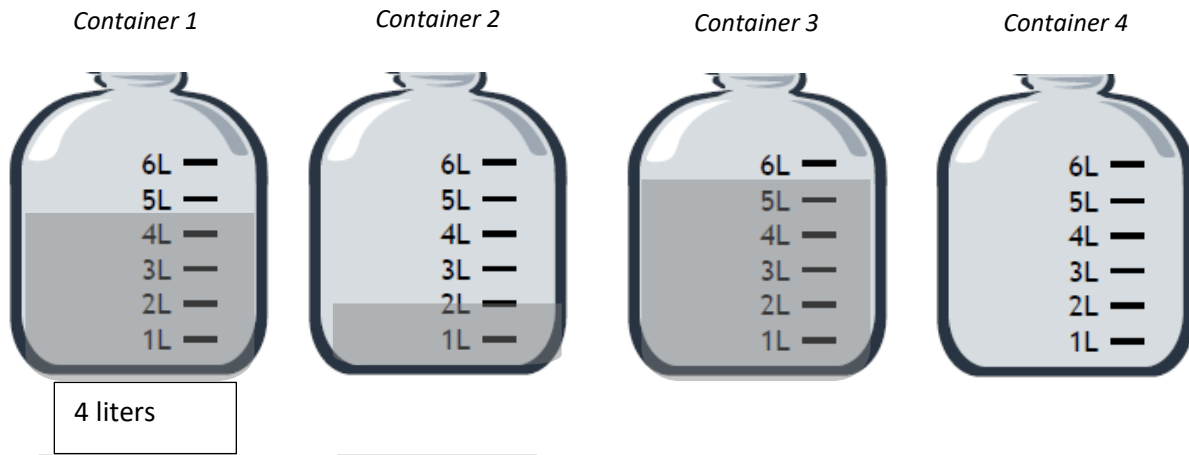
Harvard

Yale

Princeton

## Homework:

### 1. How much liquid is in each container?



### 2. Jonathan pours the contents of Container 1 and Container 3 above into an empty bucket. How much liquid is in the bucket after he pours the liquid?

### 3. Estimate the amount of liquid in each container to the nearest liter.

