

Name _____

4th Grade Theatre Arts Remote Learning Packet

Weeks 7 and 8



Dear Educator,

My signature is proof that I have reviewed my scholar's work and supported him to the best of my ability to complete all assignments.

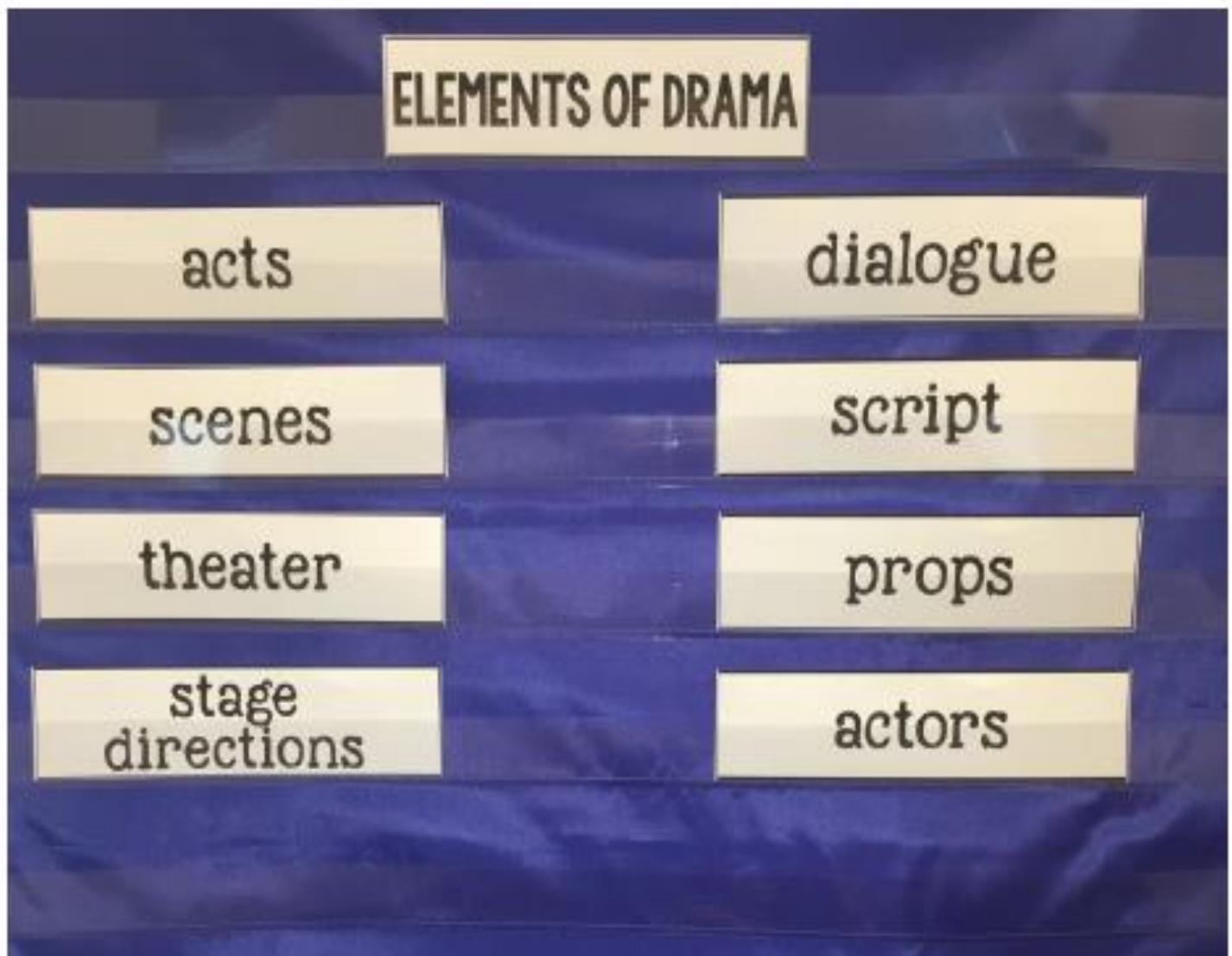
(Parent Signature)

(Date)

Parents please note that all academic are also available on our website at www.brighterchoice.org under the heading "Remote Learning." All academic packet assignments are mandatory and must be completed by all scholars.

ELEMENTS OF DRAMA VOCABULARY

FOCUS WALL



Elements of Drama

Script: the text of the play

Cast of Characters: all of the characters, usually portrayed by actors

Narrator: the person who tells what happens during the play

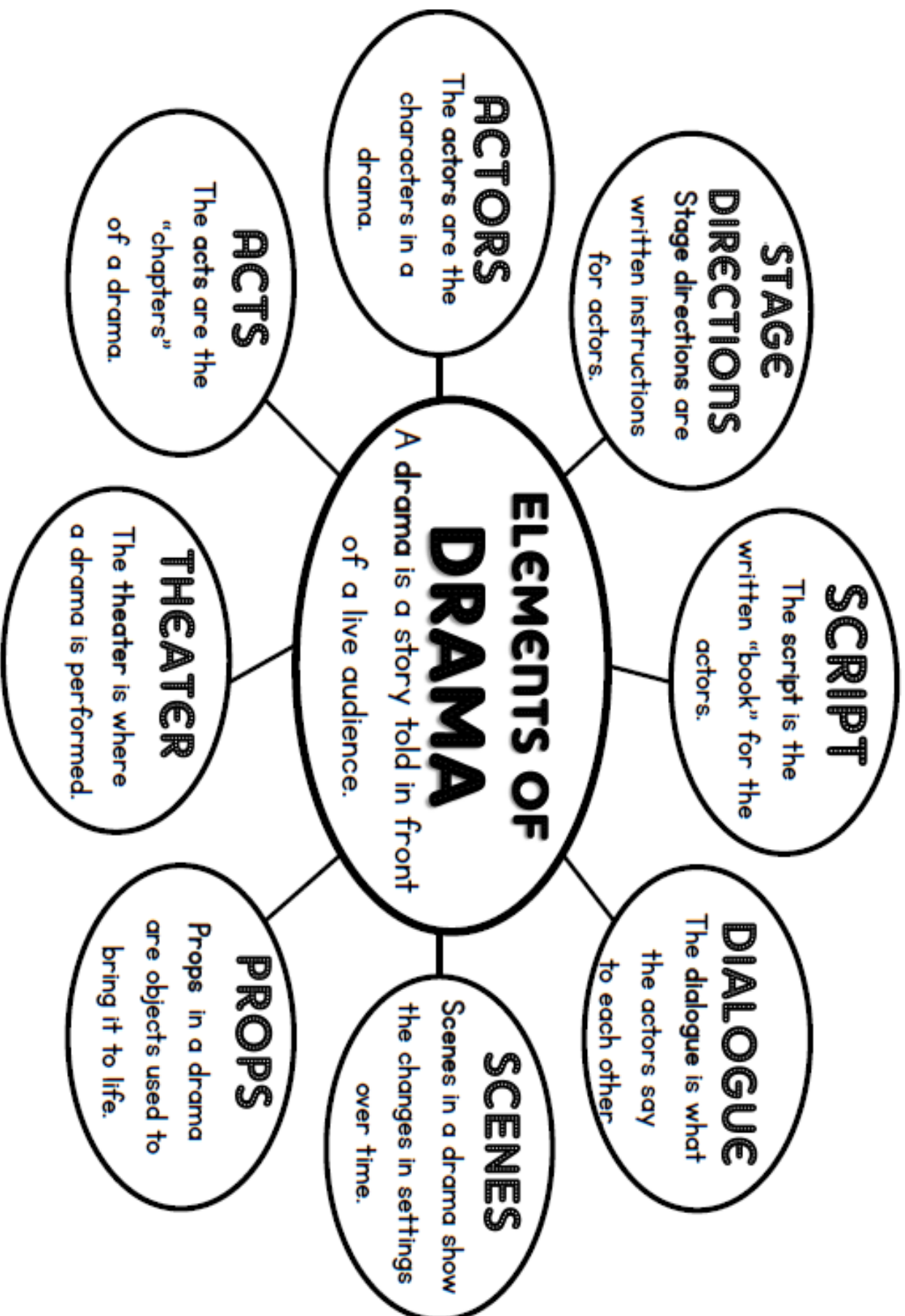
Setting: the time and place in the play

Act: a chapter in a play that contains more than one scene

Scene: the action that take place in a single setting

Dialogue: the words said by the characters

Stage Directions: written instructions telling the actors what to do



1
In a drama, what shows the changes in settings over time?

2
What are objects actors use to bring a drama to life?

3
Where are dramas usually performed?

4
What are the characters in a drama called?

What are the
“chapters” in a
drama called?

5

In a drama, what are
the words the actors
say to each other?

7

What is the written
“book” for actors in a
drama called?

6

What are the written
instructions for actors
in a drama called?

8

Elements of Drama

Directions: Highlight each part of the drama using the key below.

Cast of Characters: blue

Narrator: green

Setting: orange

Act: purple

Scene: pink

Dialogue: red

Stage Directions: yellow

Cast of Characters

Narrator	Dog
Gigi's Mother	Waiter
Gigi	Three Servants
Old Woman	Maliarda
Cat	Mouse

Setting

A small house in a forest. A forest backdrop and a house backdrop with a curtain for a door.

Props

A heavy sack, a gold ring, 4 stools, a small table, and a fine cloak

Costumes

Human characters wear medieval-style clothes. Animal characters wear animal masks and fur coverings.

ACT 1

Scene 1

(Forest backdrop. Stool at down-right of stage. Lights up full. NARRATOR enters from left and sits on the stool.)

NARRATOR: Once upon a time in Italy, there was a boy named Gigi.

(GIGI enters from left and walks to center stage.)

NARRATOR: Gigi lived in a little house with his mother. One day, though, Gigi decided to go and see the world.

(Offstage) GIGI'S MOTHER: Gigi! Where are you going?

(GIGI'S MOTHER enters from left.)

GIGI'S MOTHER: Gigi! Why are you leaving me?

GIGI: Mama, I want to see the world and seek adventure, and fortune, and stuff.

GIGI'S MOTHER: Gigi! My heart is breaking!

GIGI: Don't worry, Mama! It's not like I'm going to get stuck on top of a mountain. That would just be silly! Before you know it, I'll be back with fine clothes and a bag of gold, and we can live happily ever after.

Elements of Drama

Directions: Highlight each part of the drama using the key below.

Cast of Characters: blue

Narrator: green

Setting: orange

Act: purple

Scene: pink

Dialogue: red

Stage Directions: yellow

CHARACTERS

Storyteller

Badger

Mother Grizzly

Mother Deer

Older Brother

2 Fawns

Younger Brother

Mountain Lion

Hawk

Mouse

Fox

Measuring Worm (Tu-Tok-A-Na)

PROLOGUE

STORY TELLER: (*Enters from stage left*) Many snows have come and gone since this story was first told. My people, the Miwok, live in California – some in what is now called Yosemite Valley. We tell stories of the old days, when animal people lived in the valley. One story begins with **MOTHER GRIZZLY** going to the river to catch fish for herself and her cubs (*Exits*).

Scene 1

SETTING: A forest and mountain, stage left; open sky dotted with clouds, stage right. Blue cloth or painted cardboard across the front of the stage suggests a river.

MOTHER GRIZZLY enters from stage left, holding a fish basket, and stands on the riverbank. Her cubs, YOUNGER BROTHER and OLDER BROTHER, enter and begin to play in the "water."

OLDER BROTHER (*Laughing and splashing*): Don't be afraid of a little water, Younger Brother!

YOUNGER BROTHER (*Splashing back*): I'm not, Older Brother!

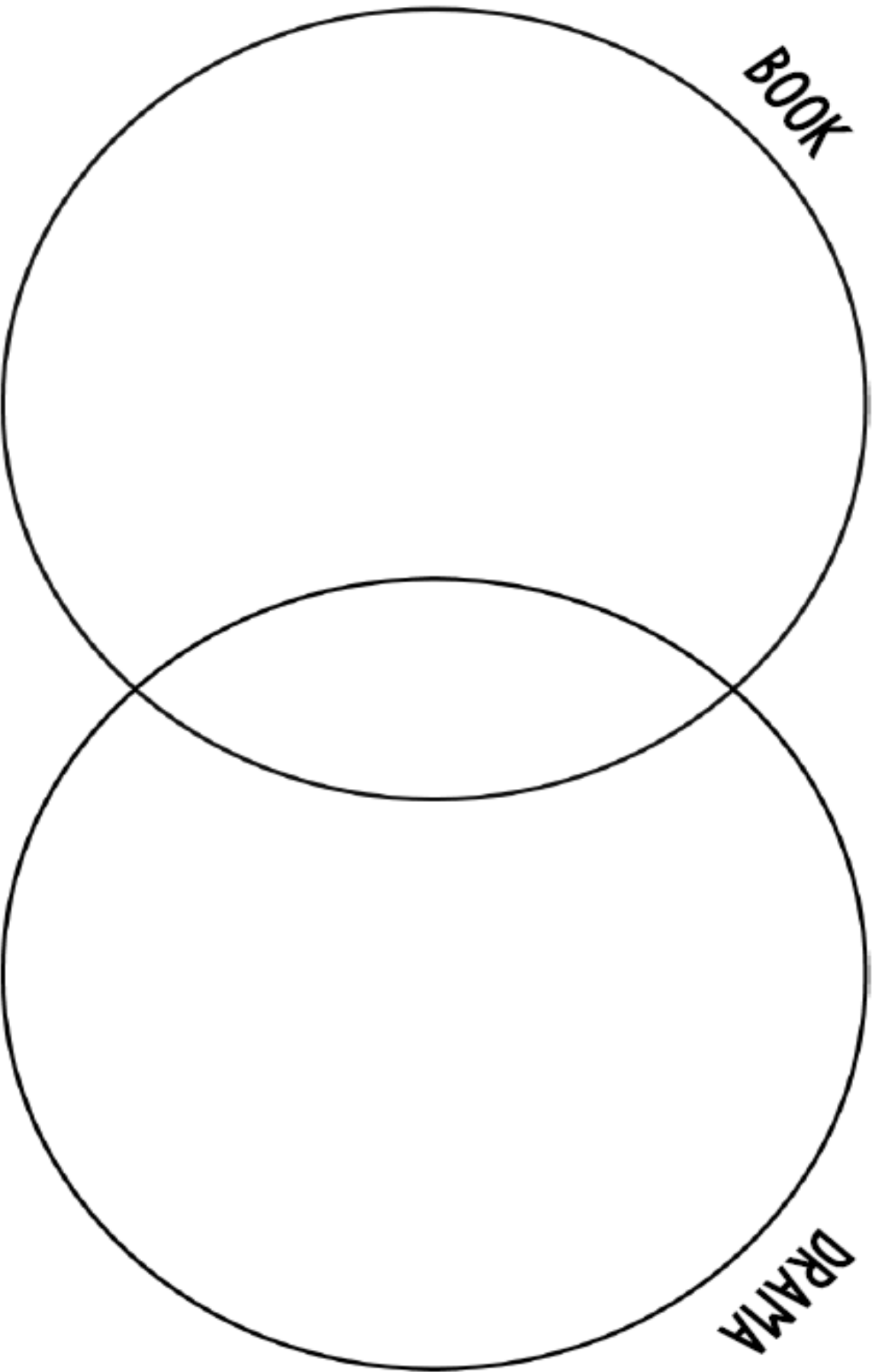
MOTHER GRIZZLY (*Scolding*): Children! Stop scaring away the fish, or we will have nothing to eat. Out of the water, now! (*They obey but manage a last splash or two.*) I want you to gather berries – but stay close and do not go downriver. Strange things happen there.

(MOTHER GRIZZLY moves to stage left; the CUBS move to stage right, while playing and pushing each other. A berry bush appears.)

OLDER BROTHER: Look at these berries (*He picks them and eats them greedily.*) They are so sweet. Taste them!

COMPARE AND CONTRAST

TEXT: _____



SCRIPT PLANNING GUIDE



THEME/BIG IDEA (WHAT IS YOUR DRAMA ABOUT?)

CHARACTERS (WHO ARE THE CHARACTERS AND WHAT ARE THEY LIKE?)

SETTING AND PROPS (WHERE DOES THE DRAMA TAKE PLACE? WHAT PROPS WILL YOU NEED?)

PLOT (WHAT HAPPENS IN THE BEGINNING, MIDDLE, AND END? WHAT IS THE PROBLEM AND SOLUTION?)



Elements of Drama

Directions: Write the correct letter to match the element of drama on the left to its definition on the right.

- | | |
|---------------------------|--|
| ___ 1. Script | A. the words said by the characters |
| ___ 2. Cast of Characters | B. the text of the play |
| ___ 3. Narrator | C. the person who tells what happens during the play |
| ___ 4. Setting | D. written instructions telling the actors what to do |
| ___ 5. Act | E. the time and place in the play |
| ___ 6. Scene | F. all of the characters usually portrayed by actors |
| ___ 7. Dialogue | G. the action that takes place in a single setting |
| ___ 8. Stage Directions | H. a chapter in a play that contains more than one scene |

