



Name \_\_\_\_\_



# Kindergarten ELA Remote Learning Packet

## Week 11



Dear Educator,

My signature is proof that I have reviewed my scholar's work and supported him to the best of my ability to complete all assignments.


\_\_\_\_\_  
(Parent Signature)

\_\_\_\_\_  
(Date)

Parents please note that all academic packets are also available on our website at [www.brighterchoice.org](http://www.brighterchoice.org) under the heading "Remote Learning." All academic packet assignments are mandatory and must be completed by all scholars.



**Day # 1**



Columbus and the Pilgrims Week 3 Day 1 Exit Ticket


**Directions:** Circle the Illustrations that represent why Christopher Columbus wanted to visit the Indies.



Columbus traveled to the Indies to find spices.



Columbus wanted to visit friends.




Columbus wanted to bring home animals.



Columbus traveled to find gold.



**Day # 2**



Name \_\_\_\_\_ Week 11 Day 2 Date: \_\_\_\_\_

BCCS-B

SUNY Cortland SUNY Morrisville

Columbus and the Pilgrims Week 3 Day 2 Exit Ticket

**Directions:** Circle the illustration that represents the main idea of the story **Ferdinand and Isabella**.



The main idea is the King and Queen lived in fancy tents.



The main idea is searching for a route to the treasures of the East.

Using the space below write and draw about the main idea of the story Ferdinand and Isabella.

---

---

---


---

---

---



**Day # 3**



Name \_\_\_\_\_ Week 11 Day 3 Date: \_\_\_\_\_

BCCS for Boys

SUNY Cortland SUNY Morrisville

Columbus and the Pilgrims Week 3 Day 3 Exit Ticket

**Directions:** Circle the key details that support that main idea.

*Columbus sailed west in hope of reaching the Indies. On his original journey he faced many difficulties. What key details support the main idea that Columbus and his crew had a difficult journey?*



Columbus' crew didn't feel safe in the unknown land.



Columbus recruited a crew to travel with him.

---



The crew was going to get paid a lot of money.



The ships got stuck in seaweed for several days.

---



The wind stopped blowing.



The crew had to leave their family behind.

---




Columbus had 3 new ships.



The crew was worried that they wouldn't find the Indies.



**Day # 4**





Name \_\_\_\_\_ Week 11 Day 4 Date: \_\_\_\_\_

BCCS-B

SUNY Cortland SUNY Morrisville

Columbus and the Pilgrims Week 3 Day 4 Exit Ticket

**Directions:** Circle the key details that support that main idea.

The pilgrims boarded a ship called the Mayflower to find religious freedom in a new world.  
What key details support the main idea that the Pilgrims were in search of a new world?


▲ They had crossed the wide ocean and reached the eastern shores of North America at last.



⬡ The Mayflower tossed in huge waves.



Name \_\_\_\_\_



# Kindergarten ELA Remote Learning Packet

## Week 12



Dear Educator,

My signature is proof that I have reviewed my scholar's work and supported him to the best of my ability to complete all assignments.


\_\_\_\_\_  
(Parent Signature)

\_\_\_\_\_  
(Date)

Parents please note that all academic packets are also available on our website at [www.brighterchoice.org](http://www.brighterchoice.org) under the heading "Remote Learning." All academic packet assignments are mandatory and must be completed by all scholars.



**Day # 1**



Name \_\_\_\_\_ Week 12 Day 1 Date \_\_\_\_\_

BCCS-B


SUNY Cortland SUNY Morrisville

Kings and Queens Week 1 day 1 Exit Ticket

**Directions:** Circle the pictures that show what happened to Cinderella. Pick one of the sentences that you circle and write on the line below.



Cinderella danced with the Prince.



Cinderella rode a horse.



Cinderella tried on a glass slipper.


---

---

---



**Day # 2**




Name \_\_\_\_\_ Week 12 Day 2 Date: \_\_\_\_\_

BCCS-B

SUNY Cortland SUNY Morrisville

Kings and Queens Week 1 Day 2

**Directions:** Identify key details about the princess from The Princess and the Pea.



**She felt a pea through 20 mattresses.**



**She put a pea under a mattress.**




**She was a beautiful princess.**



**She didn't look like a princess.**



**Day # 3**





Kings and Queens Week 1 Day 3 Exit Ticket Pt. 1

**DIRECTIONS:** Below there is a king and queen. Identify the King by circling his picture and identify the queen by putting an X over her picture.



**DIRECTIONS:** Circle two pictures that identify the role of both the King and the Queen.



To eat



To rule



To be in charge of people



To be in charge of recess




Name \_\_\_\_\_ Week 12 Day 3 Date: \_\_\_\_\_

BCCS for Boys

SUNY Cortland SUNY Morrisville

Kings and Queens Week 1 Day 3 Exit Ticket Part 2


**Directions:** Draw and write about the role of a king or queen.



Four sets of horizontal writing lines. Each set consists of a solid top line, a dashed middle line, and a solid bottom line.



**Day # 4**





Name \_\_\_\_\_ Week 12 Day 4 Date: \_\_\_\_\_

BCCS-B

SUNY Cortland SUNY Morrisville

Kings and Queens Week 1 day 4 Exit Ticket Pictures

**DIRECTIONS:** Remove this page from your packet. Cut out the pictures. Use the next page to sort the pictures in the correct category to identify the differences between a royal family and an American family.





Name \_\_\_\_\_ Week 12 Day 4 Date: \_\_\_\_\_

BCCS-B

SUNY Cortland SUNY Morrisville

Kings and Queens Week 1 day 4 Exit Ticket

**DIRECTIONS:** Cut out the pictures, and sort them in the correct category to identify the differences between a royal family and an American family.

### A Royal Family




### An American Family





**Day # 5**



Name \_\_\_\_\_ Week 12 Day 5 Date: \_\_\_\_\_

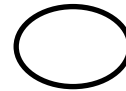
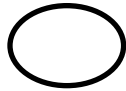
BCCS-B

SUNY Cortland SUNY Morrisville

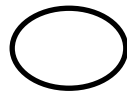
Kings and Queens Week 1 Assessment

**Directions:** Part 1: Fill in the bubble under the picture that goes with the Vocabulary Word.

1.) Queen


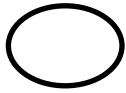


2.) Cinders





Part 2: Fill in the bubble under the picture that shows a traditional family.



Part 3: Fill in the bubble under the picture that shows a King.

