


Kindergarten Guided Reading Packet



Trimester 1

November 23rd, 2020 – November 24th, 2020

Name: _____

Spelling words to review

I

at

in

we

can

the

me

like

a

see

to

is

and

go

my

it

am

do

he

all

you

for

have

on


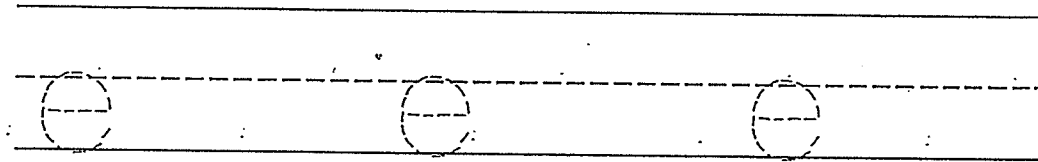

love

not

mom

Name: _____
Trace the letter, then trace the sentence.

Writing






The elephant
played with the elf.

Name: _____




Writing

Trace the letter, then trace the sentence.



The farmer stood
next to the fire.

Name: _____



Name : _____

SENTENCE BUILDING



Cut out the words at the bottom of the page and paste them in the correct order.

--	--	--	--


Write the sentences.

Capital letter

Spaces


Punctuation









I have pet. a




Name _____

Color and Match



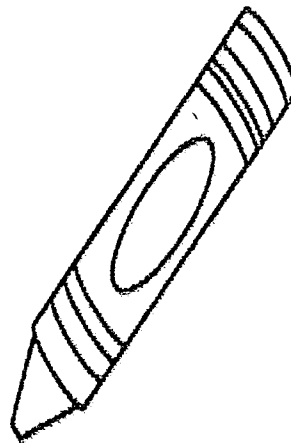
TURKEY TOSS



Directions: Laminator. Students toss 10 red/yellow dots & place them on the turkey. (If they toss, the dots may have 4 yellow & 6 red). They can record the various ways to make 10 on the Turkey Toss recording sheet.

School Colors

Name



2



Cut and paste the word cards in correct order.

I have a purple crayon.

© 2012 Scholastic Teaching Resources

--	--	--	--	--



Write the sentence.



crayon. a purple have I

1 ○
one

2 ○○
two

3 ○○○
three

4 ○○
○○
four

5 ○○○
○○
five

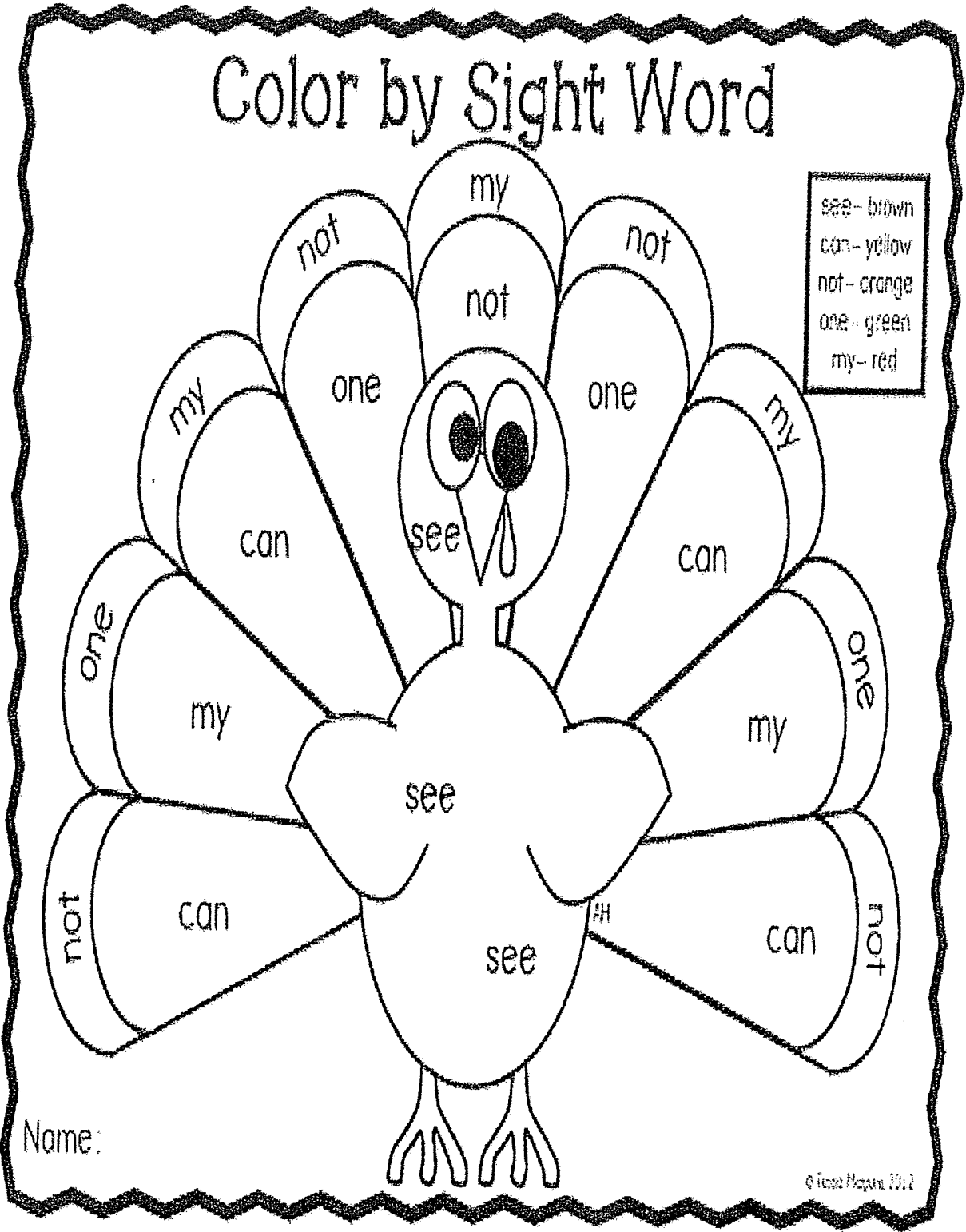
6 ○○○
○○○
six

7 ○○○○
○○○
seven

8 ○○○○
○○○○
eight

Color by Sight Word

- see - brown
- can - yellow
- not - orange
- one - green
- my - red



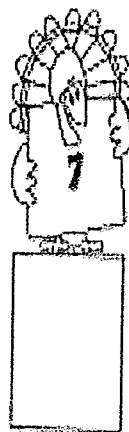
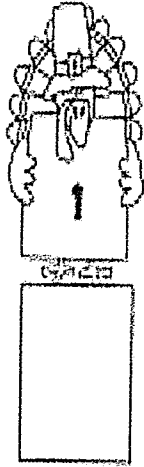
Name: _____

© 2000 Melissa Hill

Name _____

TURKEY COUNTING

Cut and paste the ten frames to match the numbers.




--	--	--	--	--	--	--	--	--	--

Name: _____

Language &
Foundations

Color the picture using the wordbank


1	brown
2	tan
3	red
4	blue
5	yellow
6	green



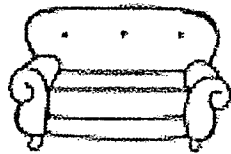
Draw a line to match
the beginning sound.



h




c



e

Write the beginning
and ending sounds.



u