

Name _____

Kindergarten Homework Remote Learning Packet

Week 11



Dear Educator,

My signature is proof that I have reviewed my scholar's work and supported him to the best of my ability to complete all assignments.


(Parent Signature)

(Date)

Parents please note that all academic packets are also available on our website at www.brighterchoice.org under the heading "Remote Learning." All academic packet assignments are mandatory and must be completed by all scholars.



Day # 1



Name _____ Week 11 Day 1 Date: _____

BCCS-B

SUNY Cortland SUNY Morrisville

Directions: Draw bracelets to show 1 less than the number in the box. If the number is missing, write it in the box.

The image shows a 2x3 grid of boxes. The top row contains three boxes. The first box shows a bracelet with 10 blue beads and a box containing the number 10. An arrow points to the second box, which contains a dashed circle and a box containing the number 9. Another arrow points to the third box, which contains a dashed circle and an empty box. The bottom row contains three boxes. The first box contains a dashed circle and a box containing the number 5. An arrow points to the second box, which contains a dashed circle and a box containing the number 4. Another arrow points to the third box, which contains a dashed circle and an empty box.

Fill in the missing numbers.





____, ____, 8, 7, ____, ____, ____, 3, 2, 1, ____

Name _____ Week 11 Day 1 Date: _____

BCCS-B

SUNY Cortland SUNY Morrisville

Directions: Say the name of the pictures in each row. Circle the letter that has the same beginning sound as the picture names.

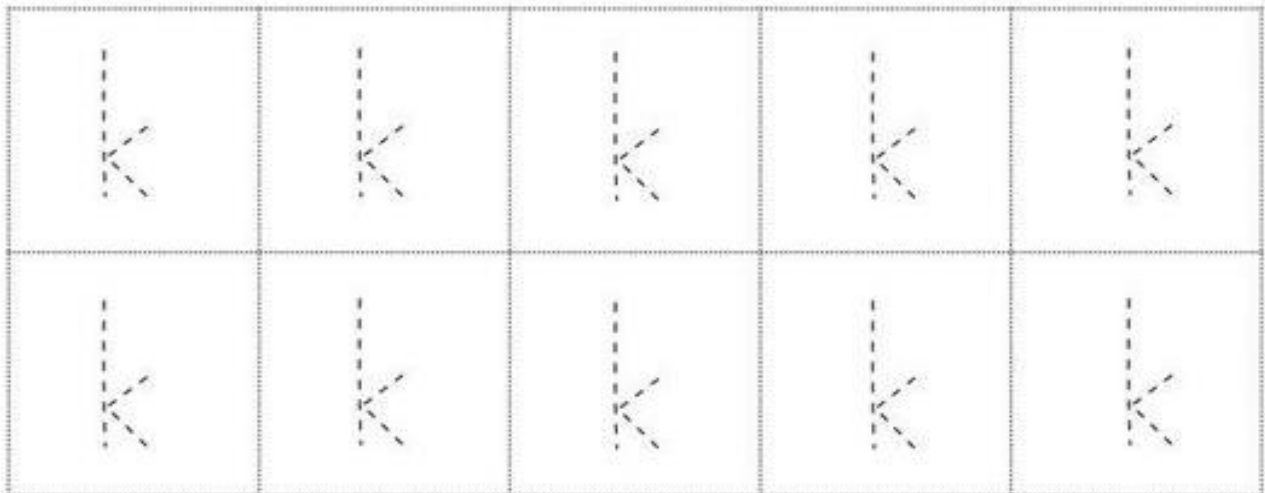
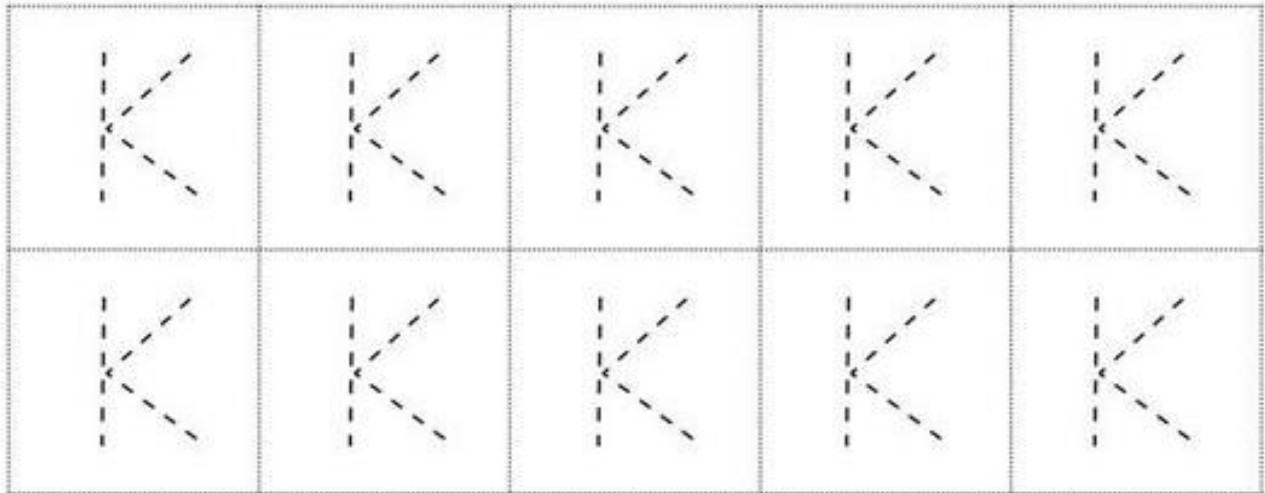



Name _____ Week 11 Day 1 Date: _____

BCCS-B


SUNY Cortland SUNY Morrisville

Directions: Trace and write the letter K.





Day # 2



Name _____ Week 11 Day 2 Date: _____

BCCS-B

SUNY Cortland SUNY Morrisville

Directions: Count the number of pictures and match with the correct number.


5



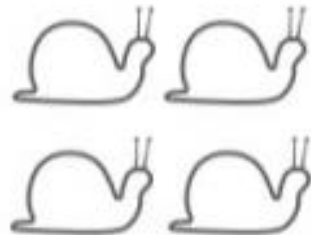
2



4



1



3




Name _____ Week 11 Day 2 Date: _____


BCCS-B

SUNY Cortland SUNY Morrisville


Directions: Color the happy face if the words rhyme. Color the sad face if the words do not rhyme.


1.







2.



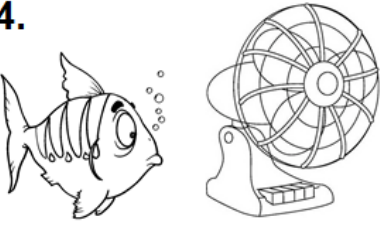



3.



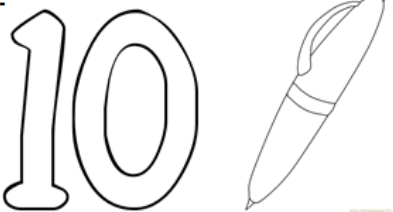



4.



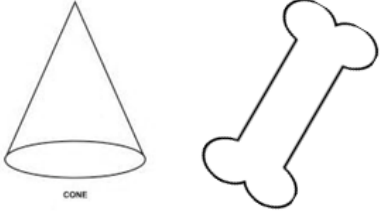


5.






6.



CONE






Name _____ Week 11 Day 2 Date: _____

BCCS-B


SUNY Cortland SUNY Morrisville

Directions: Color, trace, and write the word **are**.

<p>Color the word.</p> 	<p>Trace the word.</p> 
<p>Read the word.</p> <p>You are big.</p>	<p>Cut and paste the word.</p> 
<p>Write the word.</p> <p>_____ you here?</p> <p>_____</p> <p>You _____ fun.</p> <p>We _____ happy.</p>	



Day # 3



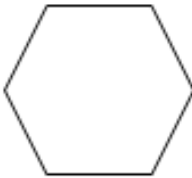



Name _____ Week 11 Day 3 Date: _____

BCCS-B

SUNY Cortland SUNY Morrisville

Directions: Draw a line from the shape to its matching object.




Name _____ Week 11 Day 3 Date: _____

BCCS-B

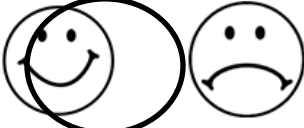
SUNY Cortland SUNY Morrisville

Directions: Color the happy face if the words rhyme. Color the sad face if the words do not rhyme.

1.




A drawing of a tree on the left and a bee on the right. The bee has a smiling face.




Two circular faces: one with a wide smile and one with a frown.

2.




A drawing of a cow on the left and a three-masted sailing ship on the right.

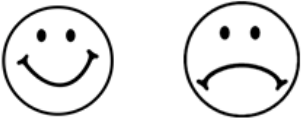


Two circular faces: one with a wide smile and one with a frown.

3.

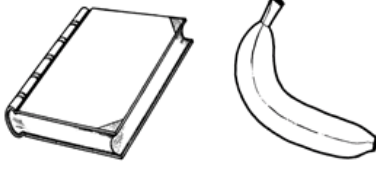


A drawing of a flower on the left and a fly on the right.




Two circular faces: one with a wide smile and one with a frown.

4.

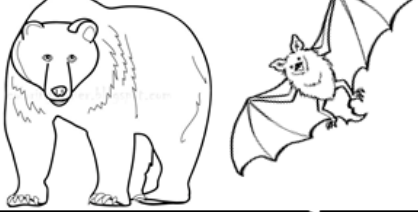


A drawing of a book on the left and a banana on the right.




Two circular faces: one with a wide smile and one with a frown.

5.




A drawing of a bear on the left and a bat on the right.




Two circular faces: one with a wide smile and one with a frown.

6.



A drawing of a dog on the left and a log on the right.



Two circular faces: one with a wide smile and one with a frown.

Name _____ Week 11 Day 3 Date: _____

BCCS-B

SUNY Cortland SUNY Morrisville

Directions: Trace and write the word **come**.

come

come

come

come

come

come

come


come

come

come



Day # 4




Name _____ Week 11 Day 4 Date: _____

BCCS-B

SUNY Cortland SUNY Morrisville

Directions: Color the triangles red and the other shapes blue.





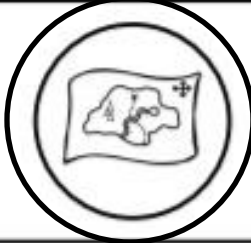





















Draw 2 different triangles of your own.

Name _____ Week 11 Day 4 Date: _____

BCCS-B

SUNY Cortland SUNY Morrisville

Directions: Color the picture that rhymes with the word in the box.

 cap			
 clown			
 sit			
 ham			
 red			
 snake			

Name _____ Week 11 Day 4 Date: _____

BCCS-B

SUNY Cortland SUNY Morrisville

Directions: Trace the letter K in each word.



kangaroo



koala




kite



kiss



Day # 5



Name _____ Week 11 Day 5 Date: _____



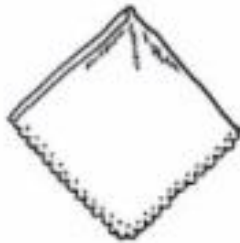
BCCS-B

SUNY Cortland SUNY Morrisville

Directions: Trace and color the square.



Color the objects that are shaped like squares.



























Name _____ Week 11 Day 5 Date: _____

BCCS-B

SUNY Cortland SUNY Morrisville

Directions: Color the picture that rhymes with the picture in the box.

 snail			
 car			
 pop			
 king			
 tree			
 dog			

Name _____ Week 11 Day 5 Date: _____

BCCS-B

SUNY Cortland SUNY Morrisville

Directions: Trace the word are.

are

are

are

are

are

are

are

are

are

are



12

Name _____

Kindergarten Homework Remote Learning Packet

Week 12



Dear Educator,

My signature is proof that I have reviewed my scholar's work and supported him to the best of my ability to complete all assignments.


(Parent Signature)

(Date)

Parents please note that all academic packets are also available on our website at www.brighterchoice.org under the heading "Remote Learning." All academic packet assignments are mandatory and must be completed by all scholars.



Day # 1

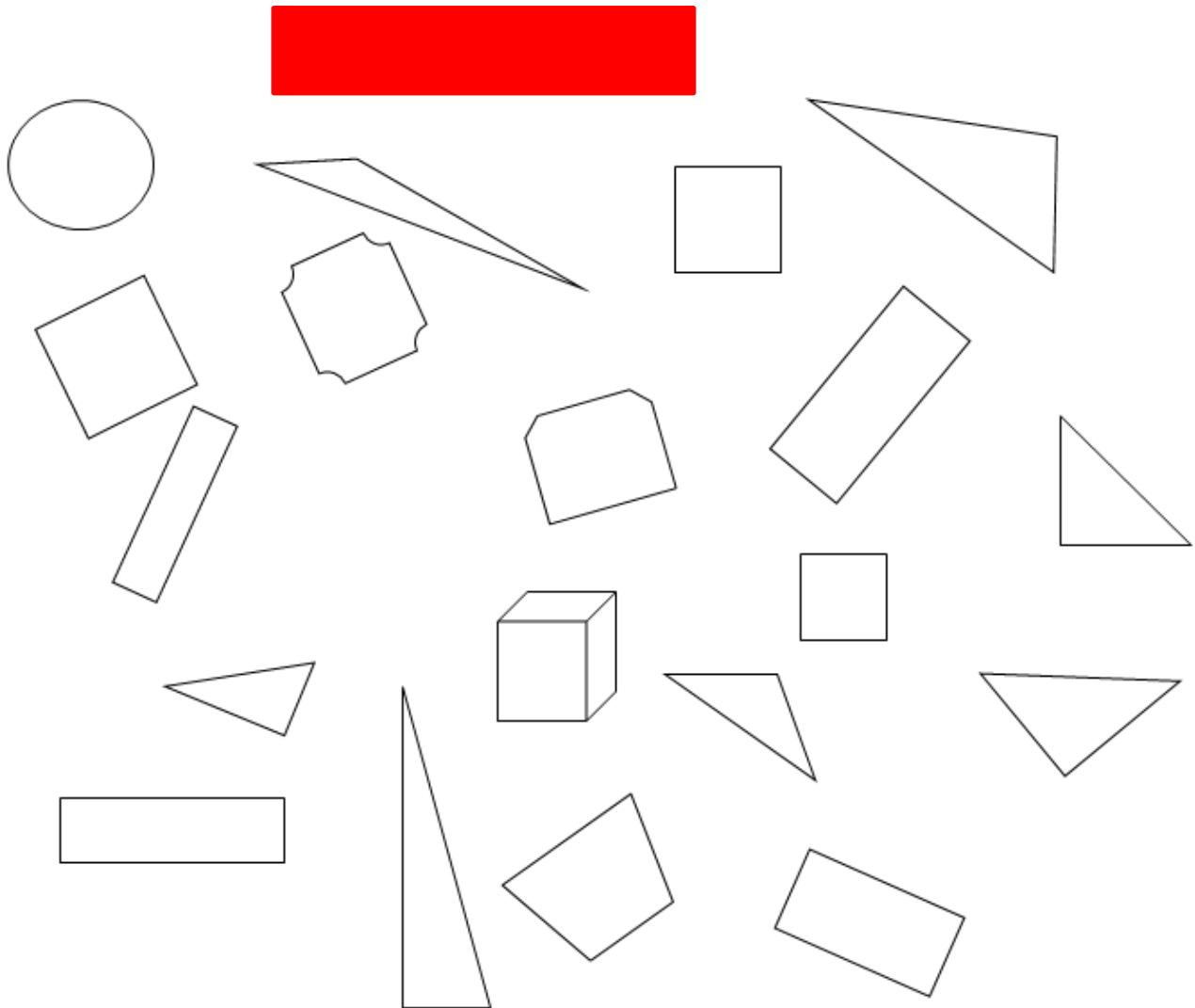


Name _____ Week 12 Day 1 Date: _____

BCCS-B

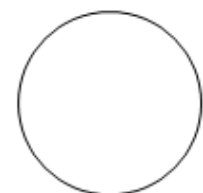
SUNY Cortland SUNY Morrisville

Directions: Color all the rectangles red. Color all the triangles green.



On the back of your paper, draw 2 rectangles and 3 triangles.

How many shapes did you draw? Put your answer in the circle.




Name _____ Week 12 Day 1 Date: _____

BCCS-B



SUNY Cortland SUNY Morrisville

Directions: Trace the letter L.

L l



ladybug



Name _____ Week 12 Day 1 Date: _____

BCCS-B

SUNY Cortland SUNY Morrisville

Directions: Trace the word **for**.

for

for

for

for

for

for

for


for

for

for



Day # 2




Color the triangles blue.

Color the rectangles red.

Color the circles green.

Color the hexagons yellow.



On the back of your paper, draw 2 triangles and 1 hexagon.

How many shapes did you draw? _____

Name _____ Week 12 Day 2 Date: _____

BCCS-B

SUNY Cortland SUNY Morrisville

Directions: Trace the capital letters in the alphabet. Write the lowercase letter in the box.







A		B		C	
D		E		F	
G		H		I	
J		K		L	
M		N		O	
P		Q		R	
S		T		U	
V		W		X	
Y		Z			

Name _____ Week 12 Day 2 Date: _____

BCCS-B


SUNY Cortland SUNY Morrisville

Directions: Say the name of each picture. Circle the ending sounds.

 b g f	 d b f
 f b d	 g b d
 d g f	 b g d



Day # 3




Name _____ Week 12 Day 3 Date: _____

BCCS-B

SUNY Cortland SUNY Morrisville

Directions: Follow the steps below.







- **Behind** the elephant, draw a shape with 4 straight sides that are exactly the same length. Color it blue.
- **Above** the elephant, draw a shape with no corners. Color it yellow.
- **In front of** the elephant, draw a shape with 3 straight sides. Color it green.
- **Below** the elephant, draw a shape with 4 sides, 2 long and 2 short. Color it red.
- **Below** the elephant, draw a shape with 6 corners. Color it orange.

Name _____ Week 12 Day 3 Date: _____

BCCS-B

SUNY Cortland SUNY Morrisville

Directions: Match the pictures in the first columns with the matching pair in the second column.



Name _____ Week 12 Day 3 Date: _____

BCCS-B

SUNY Cortland SUNY Morrisville

Directions: Trace the word **for**.

for

for

for

for

for

for

for


for

for

for



Day # 4

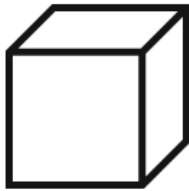




Name _____ Week 12 Day 4 Date: _____

BCCS-B

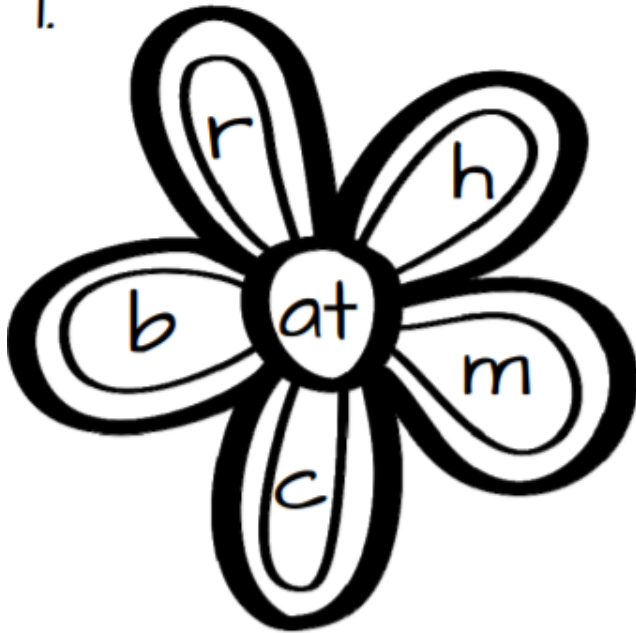
SUNY Cortland SUNY Morrisville

Directions: Find things in your house or in a magazine that look like these solids. Draw the solids or cut out and past pictures from a magazine.



Directions: Complete the rhyme families by matching each petal with its center and writing the word it makes.

1.



$h + at = \overline{hat}$


$+ at = \underline{\quad}$

$+ at = \underline{\quad}$

$+ at = \underline{\quad}$

$+ at = \underline{\quad}$

2.



$p + ig = \overline{pig}$

$+ ig = \underline{\quad}$

$+ ig = \underline{\quad}$

$+ ig = \underline{\quad}$


$+ ig = \underline{\quad}$

Name _____ Week 12 Day 4 Date: _____

BCCS-B

SUNY Cortland SUNY Morrisville

Directions: Say the name of each picture. Trace the word that begins with L.



lemon



leg



lion




light



lollipop



Day # 5












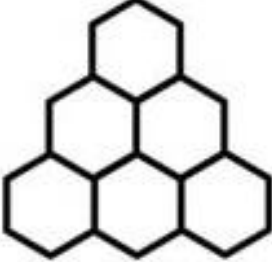
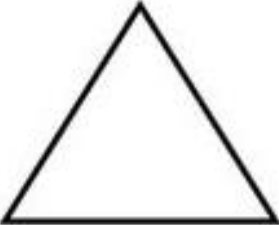



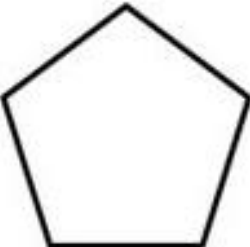





Name _____ Week 12 Day 5 Date: _____

BCCS-B

SUNY Cortland SUNY Morrisville

Directions: Color the shapes that match the first shape.

















			
			
			
			
			

Name _____ Week 12 Day 5 Date: _____

BCCS-B

SUNY Cortland SUNY Morrisville

Directions: Circle the picture in the row that rhymes with the picture in the box.

Name _____ Week 12 Day 5 Date: _____

BCCS-B

SUNY Cortland SUNY Morrisville

Directions: Trace the letters.

