

## Kindergarten Reading Mastery Packet Remote Learning Packet

### Week 11



---

Dear Educator,

My signature is proof that I have reviewed my scholar's work and supported him to the best of my ability to complete all assignments.

---

(Parent Signature)


---

(Date)

Parents please note that all academic packets are also available on our website at [www.brighterchoice.org](http://www.brighterchoice.org) under the heading "Remote Learning." All academic packet assignments are mandatory and must be completed by all scholars.



**Day # 1**




Name \_\_\_\_\_ Week 11 Day 1 Date: \_\_\_\_\_

BCCS-B

SUNY Cortland

SUNY Morrisville

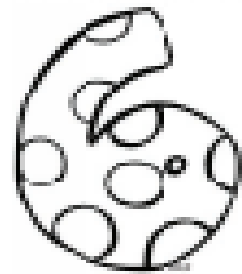
**Directions:** Say the name of each picture. Color the letter that represents the sound you hear at the beginning of each word.




p w x




l r c




k v s




y s m



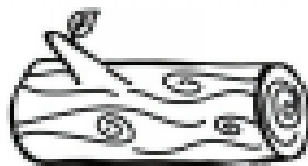
m o d



v n p



p f a



d l z



y i m

Name \_\_\_\_\_ Week 11 Day 1 Date: \_\_\_\_\_

BCCS-B

SUNY Cortland

SUNY Morrisville

## Sight Word Detective

**Directions:** Listen to your teacher read the rhyme. Listen to the rhyme a second time and repeat after your teacher. Circle the sight words “we” and “the” as they appear throughout the message. Put on your Detective caps and find those sight words! Good luck!

**We munch the macaroni.**

**We munch the apple.**

**We munch the lunch.**

**Mice munch, munch, munch!**



I'll find those sight words if it's the last thing I'll do!

**Trace the words below.**

we


the

We

the



**Day # 2**









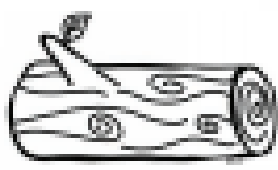





Name \_\_\_\_\_ Week 11 Day 2 Date: \_\_\_\_\_

BCCS-B

SUNY Cortland SUNY Morrisville

**Directions:** Say the name of each picture. Write letter for the missing sounds in each box.

 [ ] i g	 [ ] i p	 [ ] o p
 [ ] [ ] [ ]	 [ ] [ ] [ ]	 [ ] [ ] [ ]
 [ ] [ ] [ ]	 [ ] [ ] [ ] [ ]	 [ ] [ ] [ ] [ ]
 [ ] [ ] [ ] [ ]	 [ ] [ ] [ ] [ ]	 [ ] [ ] [ ] [ ]

**Directions:** Point to each word as your teacher reads the poem. Listen, point, and repeat as your teacher reads a second time. Circle the word “the” and underline the word “like”.

# I Like The Ocean

I like the ocean,

I like the sea,


I like the water,

splashing on me!





**Day # 3**





**Directions:** Point to each word as your teacher reads the poem. Listen, point, and repeat as your teacher reads a second time. Circle the word “are” and underline the word “the”.

# The Leaves

The leaves are brown,  
The leaves are red,  
The leaves are falling,  
on my head.



Name \_\_\_\_\_ Week 11 Day 3 Date: \_\_\_\_\_






BCCS-B

SUNY Cortland

SUNY Morrisville

**Directions:** Say the name of each picture. Use the box below to identify the missing beginning sound. Write the beginning sound on the first line to complete the word.

**S n      P      C      H      R      D**

<p>__ot</p> 	<p>__ot</p> <p>.</p>	<p>__ot</p> 
<p>__ot</p> 	<p>__ot</p> 	<p>__ __ot</p> 

**Challenge Question:** What is the same about each of these words?

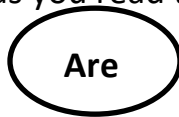


# Are

Read the words in each box. Color the word are.

<b>You</b>	<b>Can</b>	<b>Are</b>	<b>Are</b>
<b>Are</b>	<b>You</b>	<b>Like</b>	<b>Play</b>
<b>This</b>	<b>Are</b>	<b>You</b>	<b>You</b>
<b>Are</b>	<b>To</b>	<b>Have</b>	<b>Are</b>

Point to each word as you read the rhyme. Go back and read the rhyme again, and circle the word



## Hippos Are Happy

Hippos are happy.

Hippos are hip.

Hippos are huge.

Hippos are heavy.

Trace and write the word are.

Four sets of handwriting lines (top, middle, bottom) are provided. Each set contains the word "are" written in a dotted font for tracing. Below the first three sets, there is a blank space for independent writing.

Name \_\_\_\_\_ Week 11 Day 4 Date: \_\_\_\_\_

BCCS-B

SUNY Cortland

SUNY Morrisville


**Directions:** Say the name of the first picture in each row. Circle two pictures that begin with the same sound. Write the sound on the line.

**F B D Sh S**



**Day # 5**



Name \_\_\_\_\_ Week 11 Day 5 Date: \_\_\_\_\_

BCCS-B

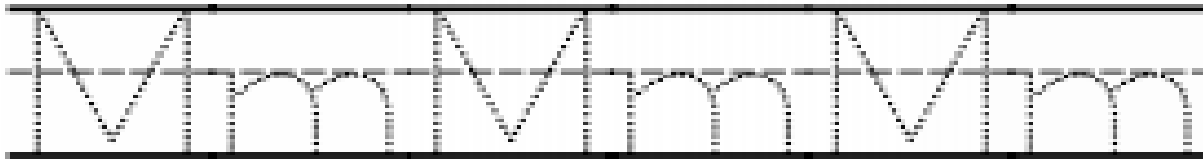
SUNY Cortland

SUNY Morrisville

**Directions:** Listen to your teacher say the name of a picture and point to it. Cut out the picture and glue it in the box that matches the beginning sound. Trace and write the letters.

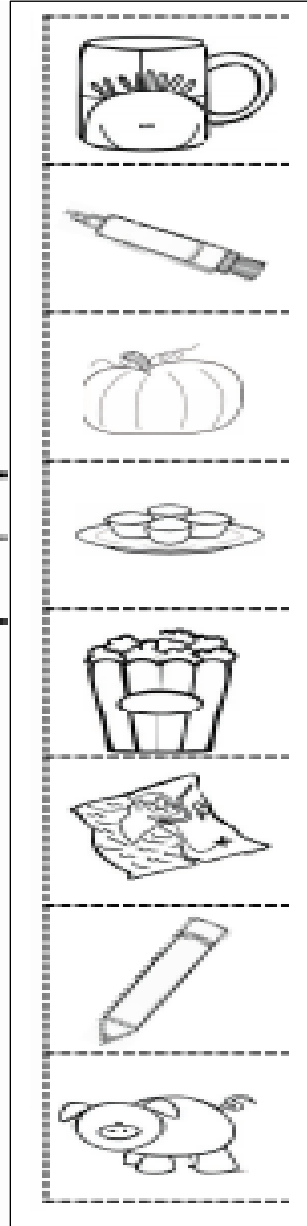
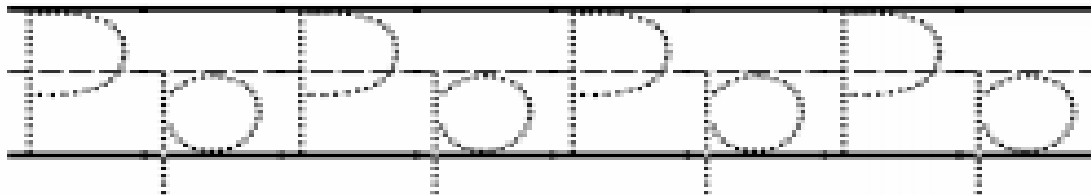
# Mm

--	--	--	--



# Pp

--	--	--	--





Name \_\_\_\_\_

# Kindergarten Reading Mastery Remote Learning Packet

## Week 12



Dear Educator,

My signature is proof that I have reviewed my scholar's work and supported him to the best of my ability to complete all assignments.

\_\_\_\_\_  
(Parent Signature)


\_\_\_\_\_  
(Date)

Parents please note that all academic packets are also available on our website at [www.brighterchoice.org](http://www.brighterchoice.org) under the heading "Remote Learning." All academic packet assignments are mandatory and must be completed by all scholars.





**Day # 1**



Name \_\_\_\_\_ Week 12 Day 1 Date: \_\_\_\_\_

BCCS-B

SUNY Cortland

SUNY Morrisville

## Sight Word Detective

**Directions:** Listen to your teacher read the rhyme. Listen to the rhyme a second time and repeat after your teacher. Circle the sight words “see” and “go” as they appear throughout the message. Put on your Detective caps and find those sight words! Good luck!

### I See an Iguana

**I see an iguana go.**

**I see a tiger go.**

**I see a turtle go.**

**I see an insect go.**

**Go, go, go!**



I'll find those sight words if it's the last thing I'll do!

**Trace the words below.**

go go go see see see

Name \_\_\_\_\_ Week 12 Day 1 Date: \_\_\_\_\_


























BCCS-B

SUNY Cortland

SUNY Morrisville


**Directions:** Say the name of the first picture in each row. Circle two pictures that begin with the same sound. Write the sound on the line.

**G N P C L**



**Day # 2**



Name \_\_\_\_\_ Week 12 Day 2 Date: \_\_\_\_\_

BCCS-B

SUNY Cortland

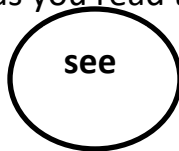
SUNY Morrisville

# See

**Directions:** Read the words in each box. Color the word see.

See	go	This	see
go	see	See	Play
This	see	See	go
See	To	go	see

Point to each word as you read the story. Go back and read the story again, and circle the word



## What Can You See?

Can you see the hen?

I can see the hen.

Can you see barn?

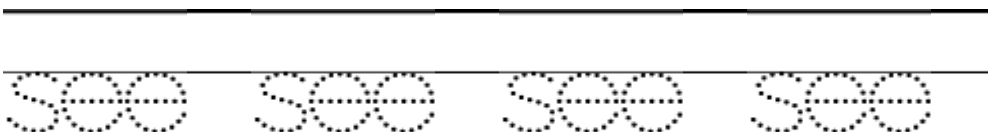
I can see the barn.

Can you see the farm?

I can see the farm.

What can you see?

Trace the word see.



Name \_\_\_\_\_ Week 12 Day 2 Date: \_\_\_\_\_

BCCS-B

SUNY Cortland

SUNY Morrisville

**Directions:** Say the name of each picture. Use the box below to identify the missing beginning sound. Write the beginning sound on the first line to complete the word.

**T P F V R C**

\_\_an



\_\_an



\_\_an



\_\_an



\_\_an




\_\_an



**Challenge Question:** What do each of these words have in common?




**Day # 3**



**Directions:** Point to each word as your teacher reads the poem. Listen, point, and repeat as your teacher reads a second time. Circle the word "I" and underline the word "see".

# I See

I see a fat cat,  
I see a dog,  
I see a big pig,  
standing on a log!





Name \_\_\_\_\_ Week 12 Day 3 Date: \_\_\_\_\_

BCCS-B

SUNY Cortland

SUNY Morrisville

**Directions:** Say the name of each picture. Use the box below to identify the missing beginning sound. Write the beginning sound on the first line to complete the word.

**D**

**Fr**

**F**

**J**

**L**

**H**

—og



—og



—og



—og



— —og




—og





**Day # 4**



**Directions:** Point to each word as your teacher reads the poem. Listen, point, and repeat as your teacher reads a second time. Circle the word “see” and underline the word “we”.

# We See Leaves

We see orange,  
We see brown,  
We see leaves,  
on the ground.

We see yellow,  
We see red,  
We see leaves,  
above our head.



Name \_\_\_\_\_ Week 12 Day 4 Date: \_\_\_\_\_







BCCS-B

SUNY Cortland

SUNY Morrisville

**Directions:** Say the name of each picture. Use the box below to identify the missing beginning sound. Write the beginning sound on the first line to complete the word.


**T P F V R C**

<p>__op</p> 	<p>__op</p> 	<p>__op</p> 
<p>__op</p> 	<p>__op</p> 	<p>__ __op</p> 

**Challenge Question:** What is the same about each of these words?



**Day # 5**



Name \_\_\_\_\_ Week 12 Day 5 Date: \_\_\_\_\_

BCCS-B

SUNY Cortland

SUNY Morrisville

**Directions:** Listen to your teacher say the name of a picture and point to it. Cut out the picture and glue it in the box that matches the beginning sound. Trace and write the letters.

# Ss

--	--	--	--



# Ll

--	--	--	--

