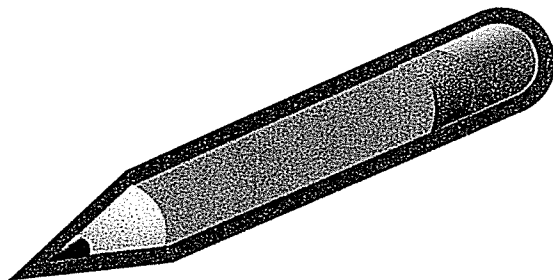


Kindergarten Work Packet Trimester 1



November 23rd , 2020 – November 24th , 2020

Name: _____

Review your Sight Words

I

at

in

we

can

the

me

like

a

see

to

is

and

go

my

it

am

do

he

all

you

for

have

on

love

not

mom


KR9: I can make a text to self connection.


Text-to-Self Connection

Name: _____

Book Title: _____


The part in the story... Reminds me of the time...





Date: 11-23-2020

KR1: I can use a graphic organizer to ask and answer questions about thanksgiving

Name: _____		Date: _____
 Thanksgiving		
KNOW	WONDER	LEARNED
I already know...	I wonder...	I learned...
<small>Coy's Collaborative Classroom</small>		

Five Little Turkeys


Five little turkeys standing at the door,
One waddled off, and then there were four.

Four little turkeys sitting near a tree,
One waddled off, and then there were three.

Three little turkeys with nothing to do,
One waddled off, and then there were two.

Two little turkeys in the morning sun,
One waddled off, and then there was one.

One little turkey better run away,
For soon it will be Thanksgiving Day.




KRF2a. I can identify ending sounds.

Name _____


Date _____

Ending Sounds



Say the name of the picture on the left. Circle the picture that does not have the same ending sound as the picture on the left.



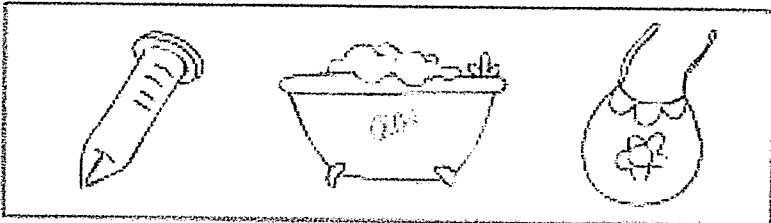
boot



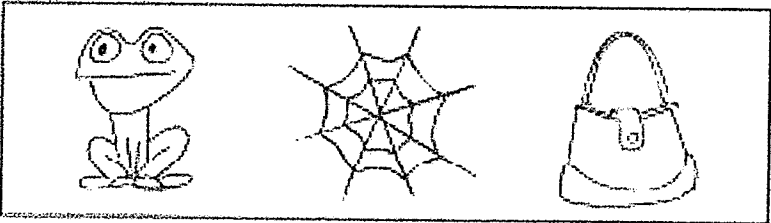
scarf




crab



mug



pretzel













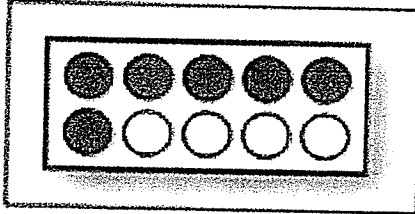
I can add 1 more and find how many. KCC.4, KCC2, KCC.5.

Lesson 1.31 Practice Page #1

Name _____

Count the dots. Cut and glue the number that is one more than each set shown.

One More




8

6

10

7

5





KW3. I can draw and write about what I am thankful for.


Name: _____


Finish the sentence. Draw a detailed picture to match.

WORD BANK

 family

 books

 school

 toys

Finish the sentence.

I am thankful for _____

Copy the sentence.

WRITING CHECKLIST



spaces




punctuation



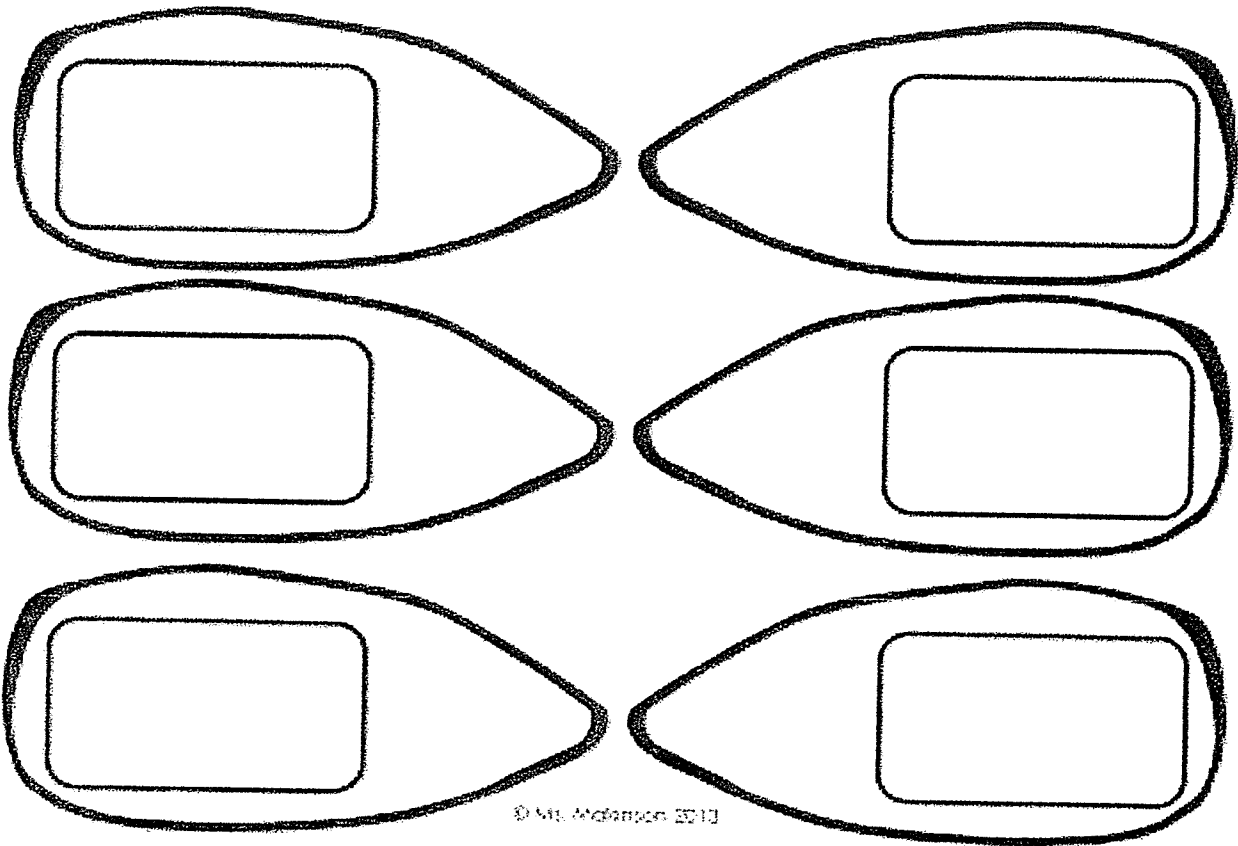
detailed picture

Date: 11-23-2020

KW3. I can draw and write about what I am thankful for.

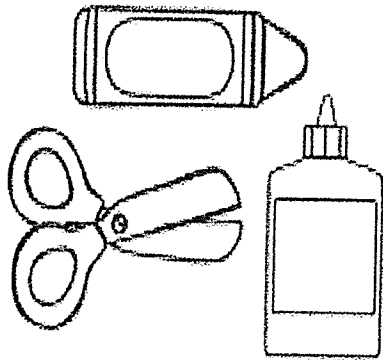


KW3. I can draw and write about what I am thankful for.




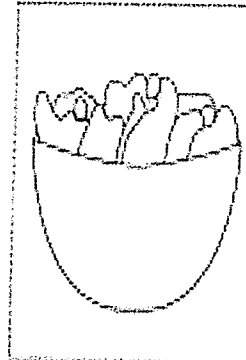
© Ms. Anderson 2013

KR2. I can retell and sequence a story.




Sequencing Directions:

Color the pictures.
Then cut out
and glue onto
sequencing sheet.




KR2. I can retell and sequence a story.

Name _____



I Know an Old Lady
Who Swallowed...


		1st	2nd
3rd	4th	5th	6th
7th	8th	9th	 HAPPY Thanksgiving

KW3, KSL4. I can describe and write about things that I'm thankful for.


Name _____

I am **thankful** for...


Color the things you are thankful for.




friends




love



pets




house



sun



food



grandparents



water




dad



mom

KW3, KSL4. I can describe and write about things that I'm thankful for.

Name _____



I am thankful

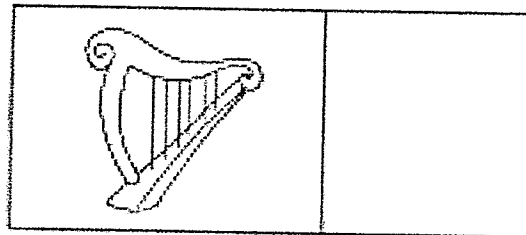
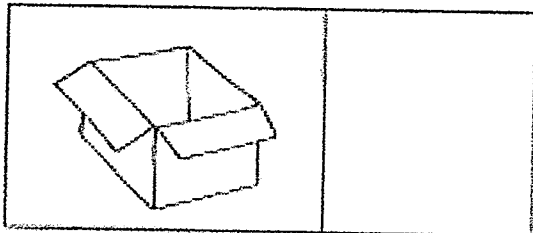
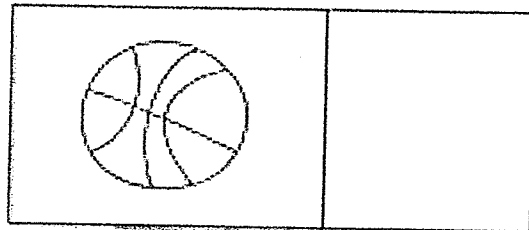
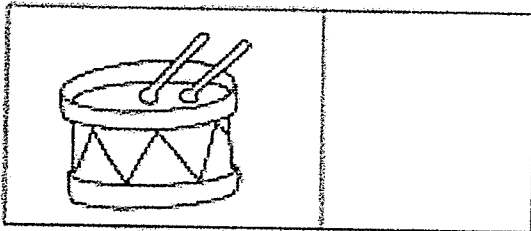

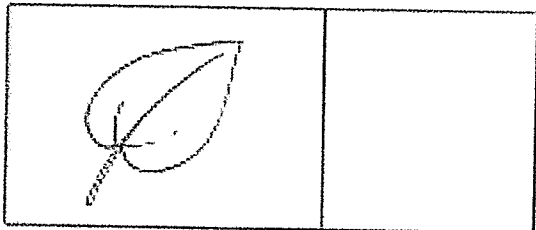
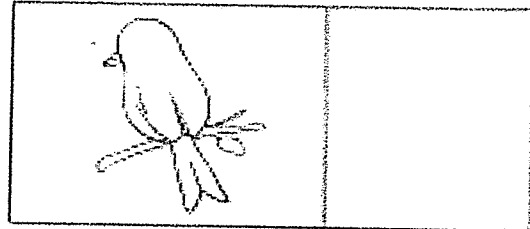
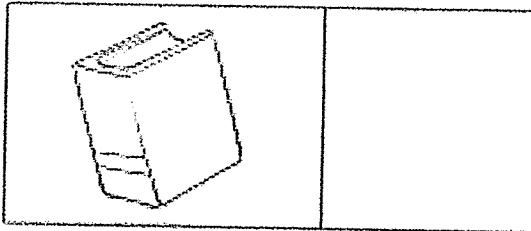
for

Name _____

Date _____

Ending Sounds

Color the pictures. Cut and paste the letters that represent the ending sounds of the pictures below.



www.cleverlearner.com

p

l

g

d

x

m

f


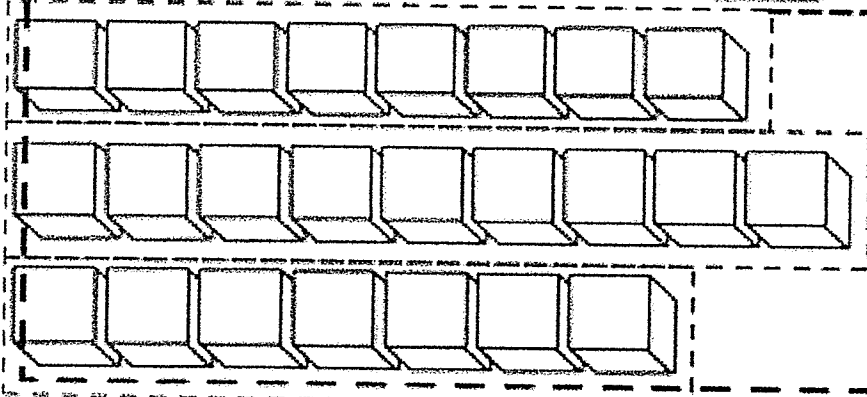
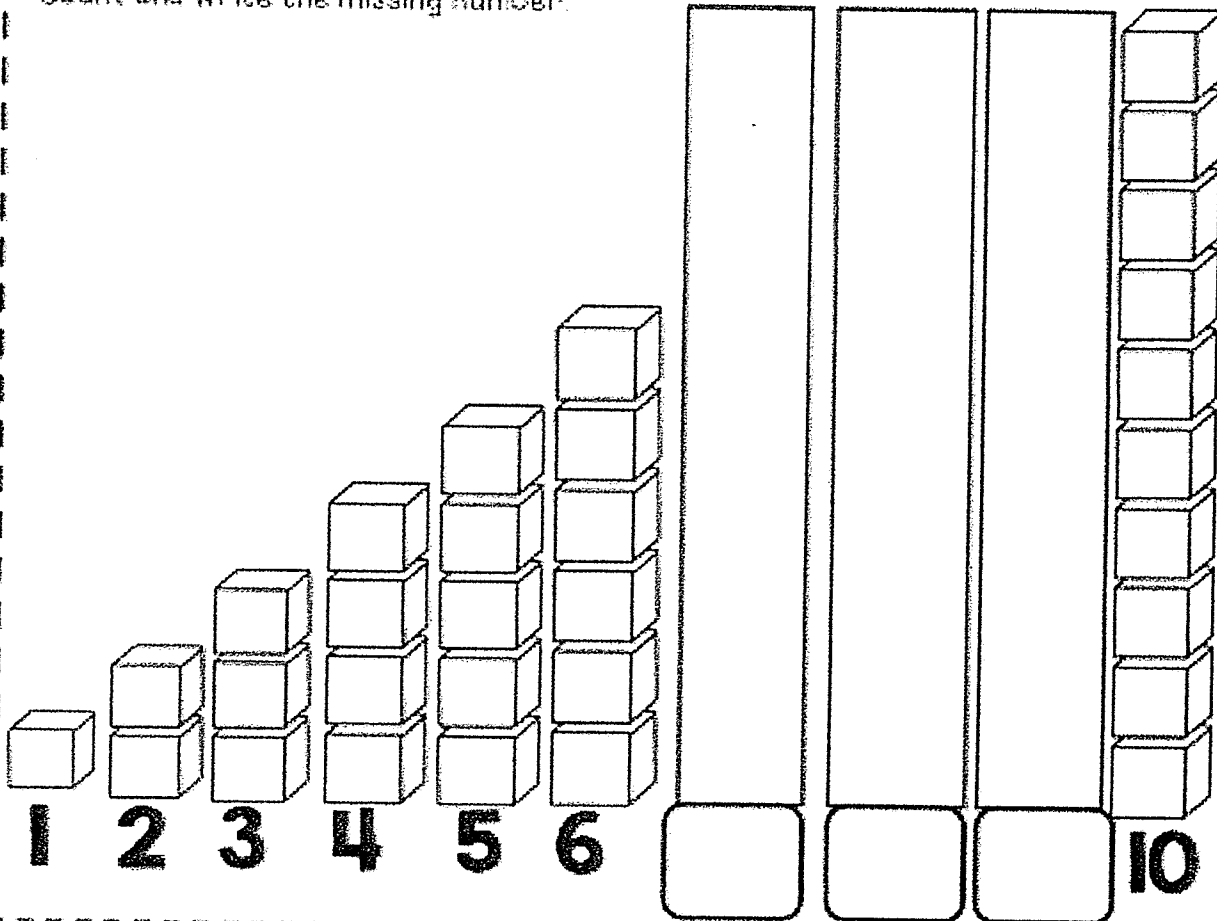
k

I can arrange and sequence numbered towers
KCC.4, KCC2, KCC5

Lesson 1.32 Practice Page #1


Name _____

Cut and glue the steps in the correct place.
Count and write the missing number.



KW3. I can write about my favorite things to eat on Thanksgiving .

Name: _____ Story Title: _____



Handwriting practice lines consisting of ten sets of three horizontal lines: a solid top line, a dashed middle line, and a solid bottom line.

- spaces
- eight words
- capital letters
- punctuation

KRF3a. I can identify beginning and ending sounds.


Name: _____

Directions: Write the letter that starts or ends each word.

Beginning & Ending Sounds



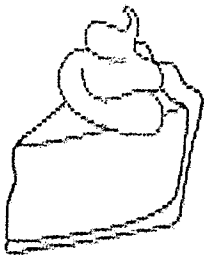
____umpkin



____urkey



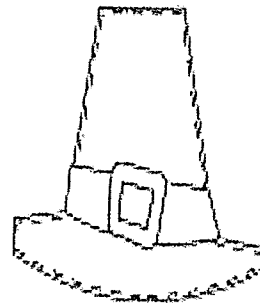
lea____



____ie




acorn____



ha____

Name: _____



- Feathers
- Feet
- Body
- Hat
- Wing

Directions: Have your students cut out each label and paste on the correct box. Color when finished.