

Name _____

Kindergarten Homework Remote Learning Packet

Week 16



Dear Educator,

My signature is proof that I have reviewed my scholar's work and supported him to the best of my ability to complete all assignments.


(Parent Signature)

(Date)

Parents please note that all academic packets are also available on our website at www.brighterchoice.org under the heading "Remote Learning." All academic packet assignments are mandatory and must be completed by all scholars.



Day # 1




Name _____ Week 16 Day 1 Date: _____

BCCS-B

SUNY Cortland SUNY Morrisville

Directions: Listen to the stories and follow the directions for each story.

Draw 3 more flowers that are shorter than these flowers.
Count how many flowers you have now. Write the number in
the box.



Draw 2 more ladybugs that are taller than these ladybugs.
Count how many ladybugs you have now. Write the number in
the box.



Name _____ Week 16 Day 1 Date: _____

BCCS-B

SUNY Cortland SUNY Morrisville

Directions: Fill in the missing middle sound.



f _ n



p _ g



p _ d



h _ d



m _ g



m _ p



p _ t



s _ n



t _ b



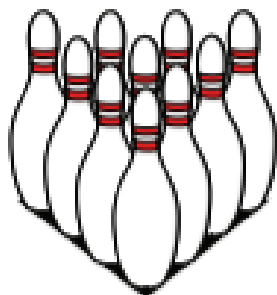
n _ n

Name _____ Week 16 Day 1 Date: _____


BCCS-B

SUNY Cortland SUNY Morrisville

Directions: Trace and write the word **she**.



she



s

s h e


she

Cindy said

will go bowling.



Day # 2




Name _____ Week 16 Day 2 Date: _____

BCCS-B

SUNY Cortland SUNY Morrisville

Directions: Color the picture that is the tallest in each box.

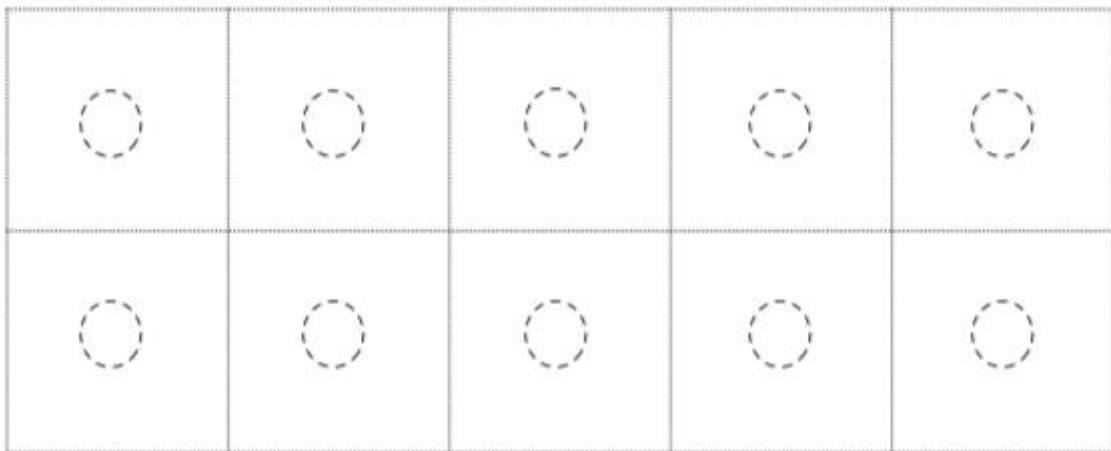
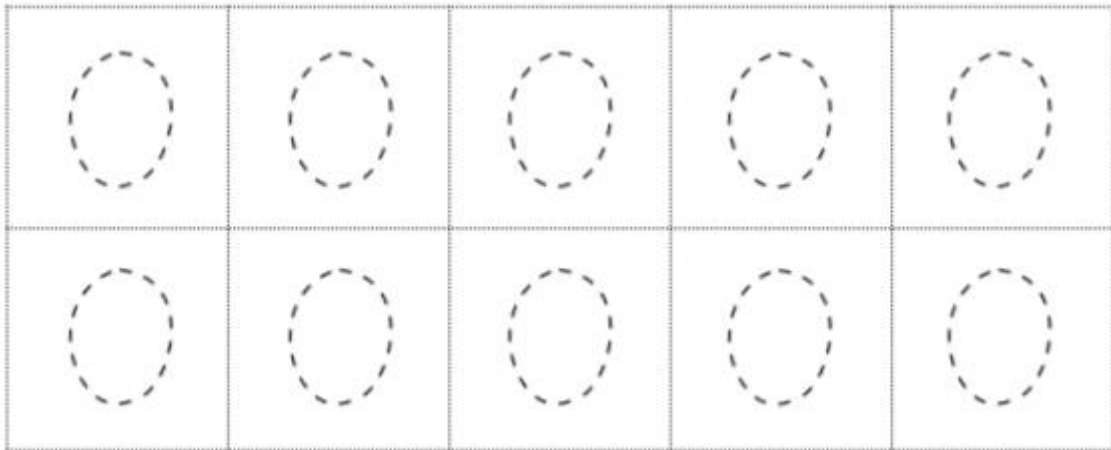


Name _____ Week 16 Day 2 Date: _____

BCCS-B

SUNY Cortland SUNY Morrisville

Directions: Trace the letter **O**.

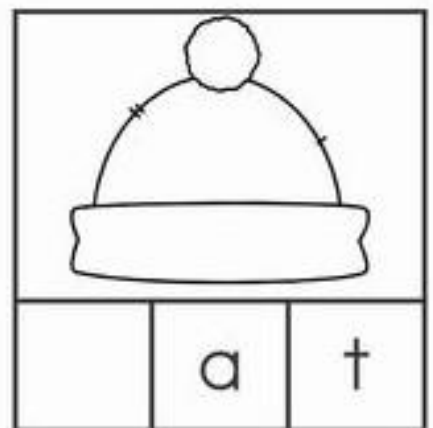
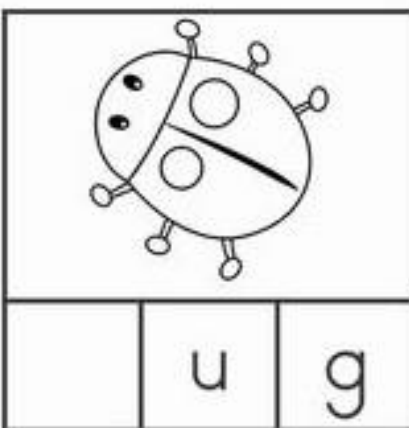
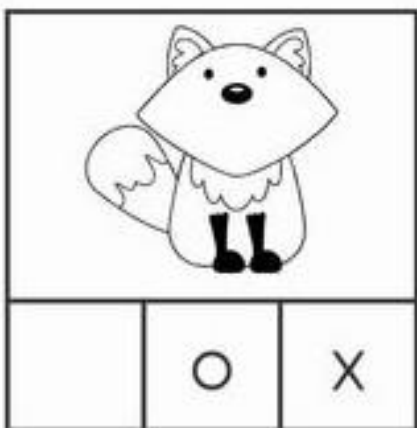
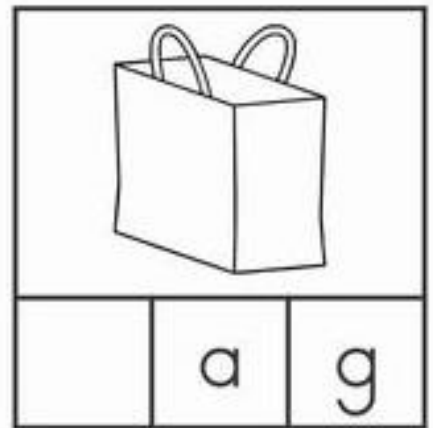

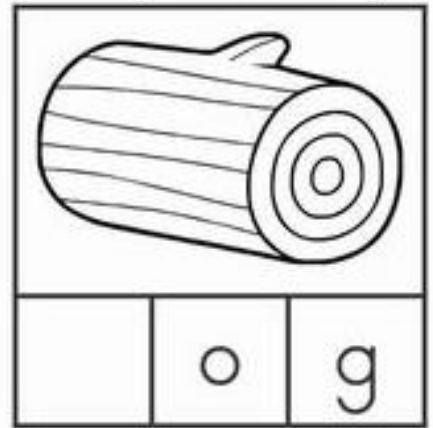

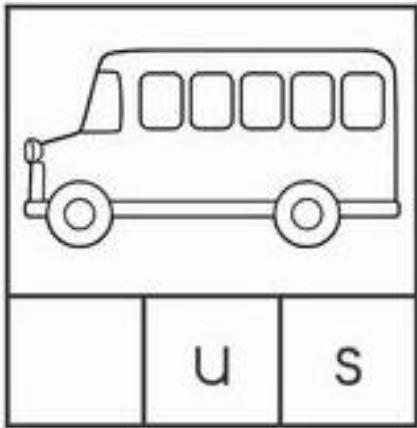


Name _____ Week 16 Day 2 Date: _____

BCCS-B


SUNY Cortland SUNY Morrisville

Directions: Write the missing beginning sound for each of the pictures below.





Day # 3



Name _____ Week 16 Day 3 Date: _____

BCCS-B

SUNY Cortland SUNY Morrisville

Directions: Take out a new crayon. Circle objects with lengths shorter than the crayon blue. Circle objects with lengths longer than the crayon red.




Name _____ Week 16 Day 3 Date: _____

BCCS-B

SUNY Cortland SUNY Morrisville

Directions: Trace and write the word **they**.

they	 They like apples.
------	---

1. Trace the word.

they they they they

2. Circle the word in the sentences.

Do they sing?

They are funny.

3. Finish the sentence below.

Can _____ stay?

Name _____ Week 16 Day 3 Date: _____

BCCS-B


SUNY Cortland SUNY Morrisville

Directions: Color the rhyming bubbles.

<p>hog bed jog bog sit dog man log fog map clog top</p>	<p>lip mad bad sat pad sad lad dad had sod ten had sod fad</p>
<p>let mat wet ben vet jet bet dog met get net tub</p>	<p>pin bid bus slid slip Kid fat skid hid fun did lid</p>



Day # 4

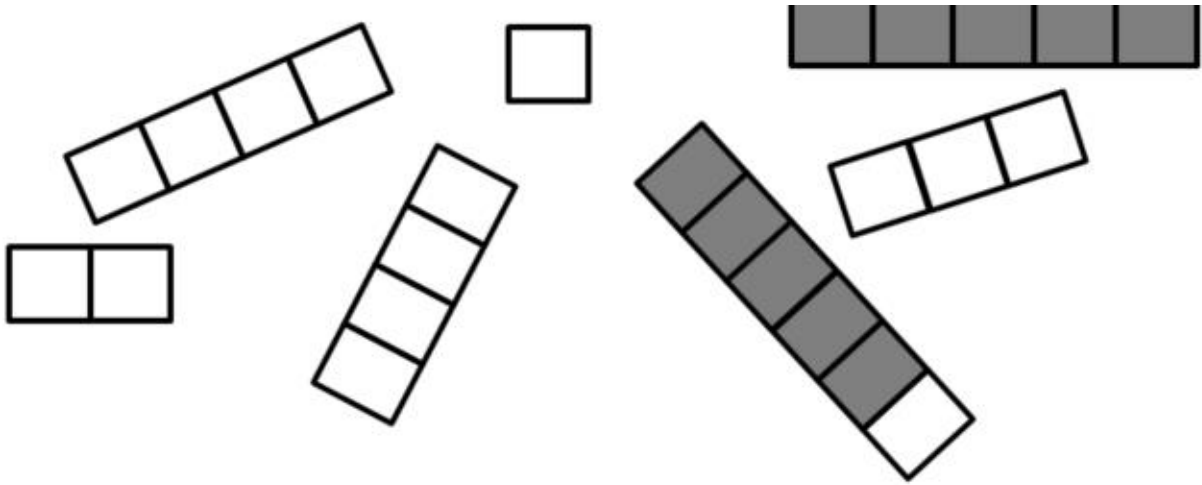


Name _____ Week 16 Day 4 Date: _____

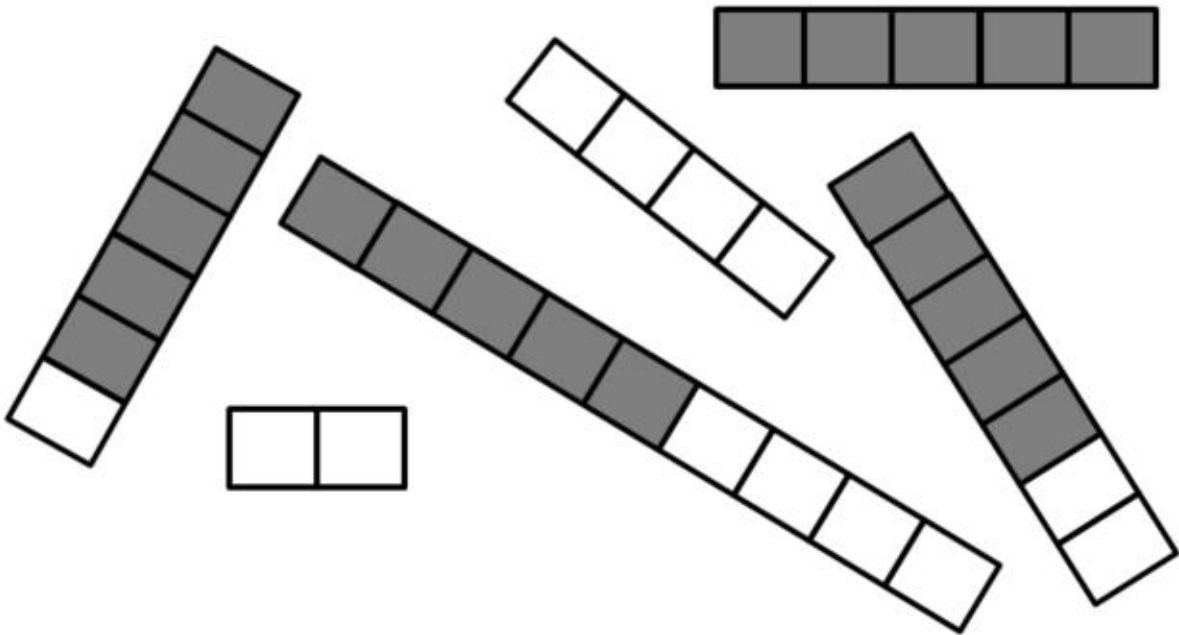
BCCS-B

SUNY Cortland SUNY Morrisville

Directions: Use a red crayon to circle the sticks that are shorter than the 5 stick.



Use a blue crayon to circle the sticks that are longer than the 5-stick.



Name _____ Week 16 Day 4 Date: _____

BCCS-B

SUNY Cortland SUNY Morrisville

Directions: Name each picture. Trace the words that begin with the letter **o**.



octopus



oval



owl



onion



orange

Name _____ Week 16 Day 4 Date: _____

BCCS-B

SUNY Cortland SUNY Morrisville

Directions: Read the sentence and the color the correct picture.

I see a cat.



I see a bird.




I see a cow.





Day # 5





Name _____ Week 16 Day 5 Date: _____


BCCS-B


SUNY Cortland SUNY Morrisville

Directions: Count how many squares tall each picture is, then write the number in the box.

5		
4		
3		
2		
1		

5		
4		
3		
2		
1		

5		3
4		
3		
2		
1		

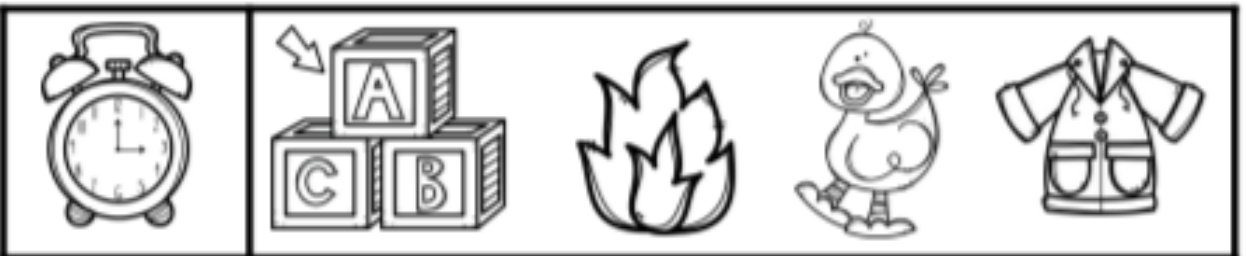
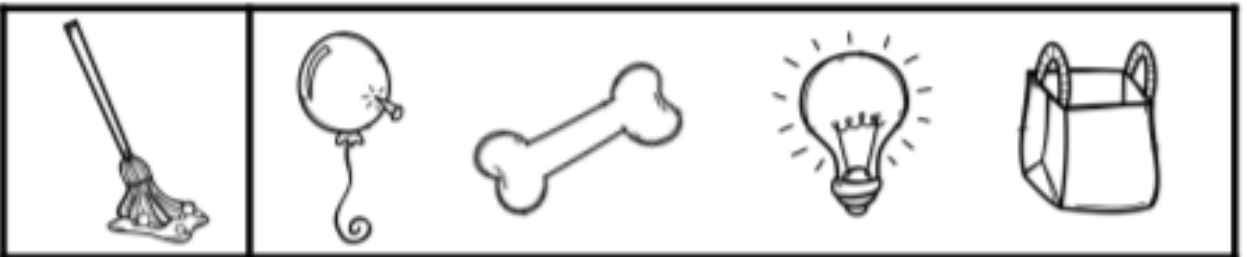

5		
4		
3		
2		
1		

Name _____ Week 16 Day 5 Date: _____

BCCS-B

SUNY Cortland SUNY Morrisville

Directions: Color the picture that rhymes with the picture in the box.




Name _____ Week 16 Day 5 Date: _____


BCCS-B


SUNY Cortland SUNY Morrisville

Directions: Trace the word **she**. Point and read each sentence.

She She She
she she she

She is a girl. 

She is sad. 

She has a cat. 

Kindergarten Homework Remote Learning Packet

Week 17



Dear Educator,

My signature is proof that I have reviewed my scholar's work and supported him to the best of my ability to complete all assignments.


(Parent Signature)

(Date)

Parents please note that all academic packets are also available on our website at www.brighterchoice.org under the heading "Remote Learning." All academic packet assignments are mandatory and must be completed by all scholars.



Day # 1

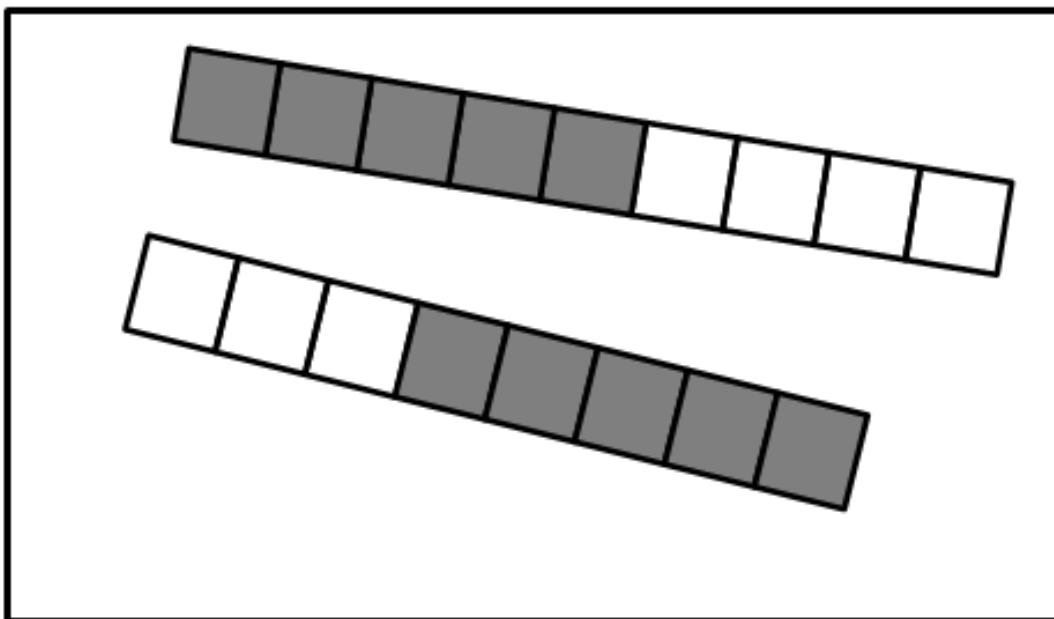


Name _____ Week 17 Day 1 Date: _____

BCCS-B

SUNY Cortland SUNY Morrisville

Directions: Circle the stick that is shorter than the other.



My _____ -stick is shorter than my _____ -stick.

My _____ -stick is longer than my _____ -stick.

Name _____ Week 17 Day 1 Date: _____

BCCS-B

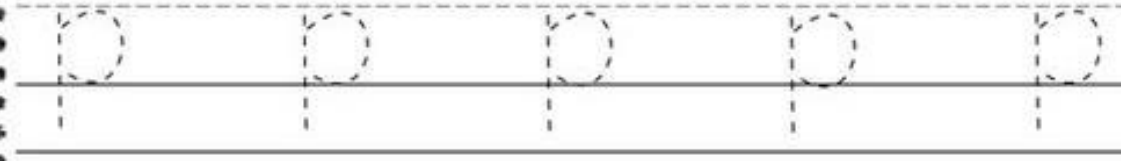
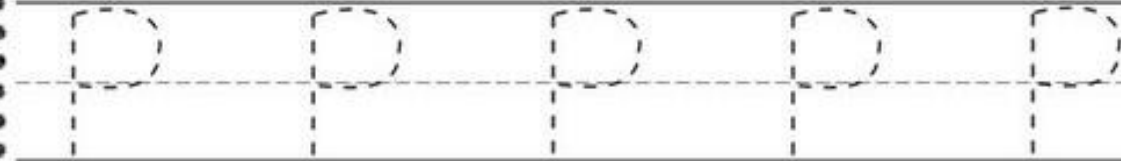
SUNY Cortland SUNY Morrisville

Directions: Trace the letter P.

Pp



pencil



Name _____ Week 17 Day 1 Date: _____

BCCS-B

SUNY Cortland SUNY Morrisville



Directions: Draw a line to join each picture with the letter that makes its beginning sound.



a

c

b




e



d



Day # 2






Name _____ Week 17 Day 2 Date: _____

BCCS-B

SUNY Cortland SUNY Morrisville

Directions: Color the cubes to show the length of the object.



Name _____ Week 17 Day 2 Date: _____

BCCS-B

SUNY Cortland SUNY Morrisville

Directions: Trace and write the word **went**.

went

went

went

went

went

went

went

went

went

went

Name _____ Week 17 Day 2 Date: _____

BCCS-B


SUNY Cortland SUNY Morrisville

Directions: Color the pictures that rhyme with the picture in the box.





Day # 3

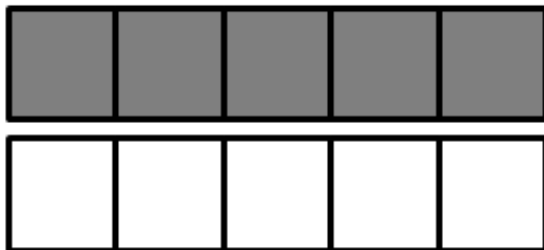


Name _____ Week 17 Day 3 Date: _____

BCCS-B

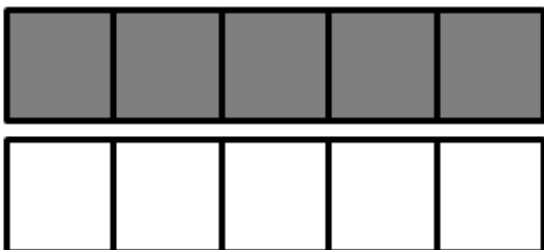
SUNY Cortland SUNY Morrisville

Directions: Follow the directions below each ten frame.



Color 1 cube green. Color 4 cubes blue.

How many did you color? _____



Color 4 cubes green. Color 1 cube blue.

How many did you color? _____



Color 2 cubes yellow. Color 2 cubes blue.

Together, my 2 yellow and 2 blue are the same as _____.

Name _____ Week 17 Day 3 Date: _____

BCCS-B

SUNY Cortland SUNY Morrisville

Directions: Trace and write the word **there**.

there

there

there

there

there

there

there

there

there


there

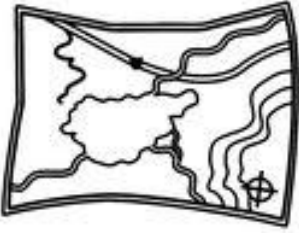
Name _____ Week 17 Day 3 Date: _____


BCCS-B


SUNY Cortland SUNY Morrisville


Directions: Write the missing beginning sound.


		
b	u	s


		
	a	p


		
	u	n


		
	i	d

		
	e	b

		
	o	g


		
	u	t

		
	e	n

		
	a	m



Day # 4



Name _____ Week 17 Day 4 Date: _____

BCCS-B

SUNY Cortland SUNY Morrisville

Directions: Which is heavier? Circle the object that is heavier than the other.



Name _____ Week 17 Day 4 Date: _____

BCCS-B

SUNY Cortland SUNY Morrisville

Directions: Name each picture. Trace the words that begin with P.



pan



pie



pumpkin



pencil



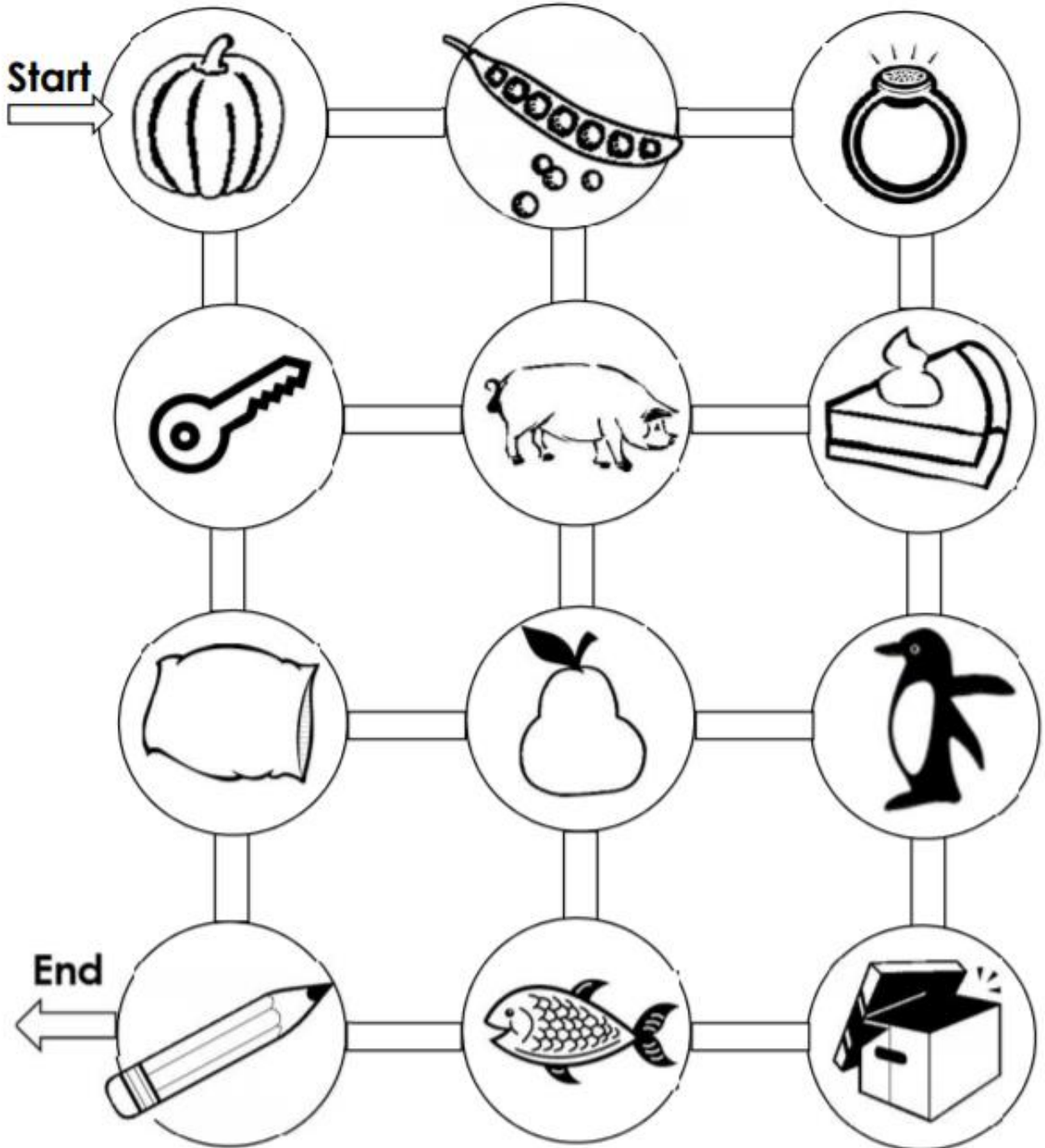
pig

Name _____ Week 17 Day 4 Date: _____

BCCS-B


SUNY Cortland SUNY Morrisville

Directions: Color your way from start to finish by coloring all the pictures that begin with P.





Day # 5


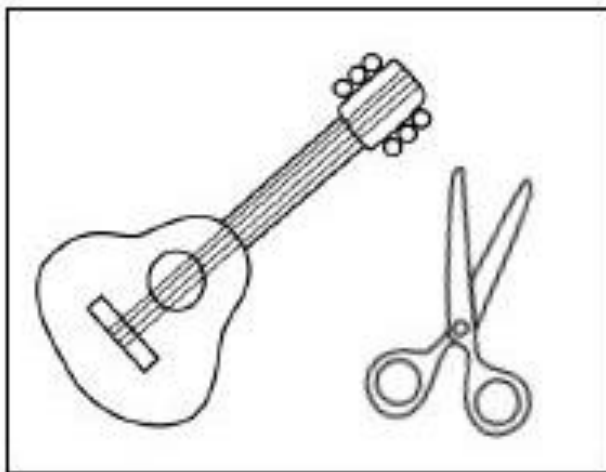
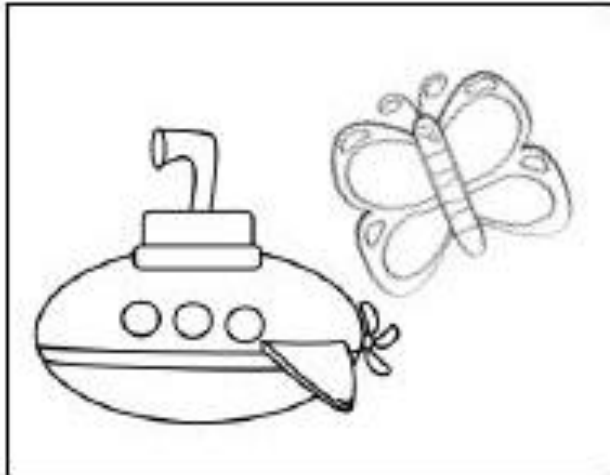
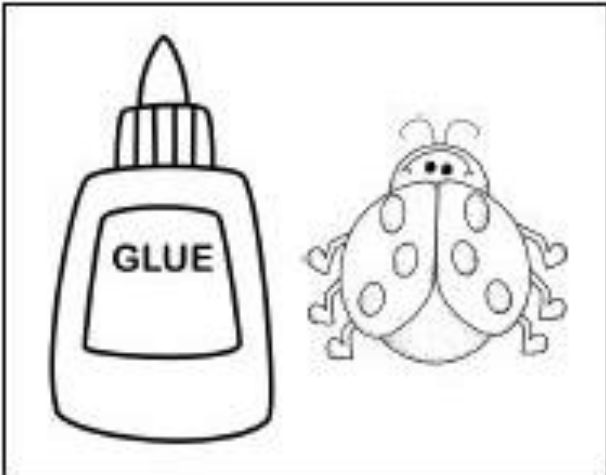




Name _____ Week 17 Day 5 Date: _____

BCCS-B

SUNY Cortland SUNY Morrisville

Directions: Look at the two pictures in each box. Color the picture that is lighter.



Name _____ Week 17 Day 5 Date: _____

BCCS-B

SUNY Cortland SUNY Morrisville

Directions: Finish the sentence and illustrate a picture.

My favorite

snow activity is...








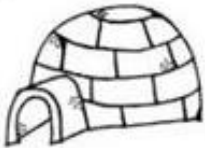








Blank handwriting lines for the student to complete the sentence and draw a picture.

Name _____ Week 17 Day 5 Date: _____

BCCS-B

SUNY Cortland SUNY Morrisville

Directions: Write the beginning sound for each picture.

1.  _____ _____	2.  _____ _____	3.  _____ _____	4.  _____ _____
5.  _____ _____	6.  _____ _____	7.  _____ _____	8.  _____ _____
9.  _____ _____	10.  _____ _____	11.  _____ _____	12.  _____ _____
13.  _____ _____	14.  _____ _____	15.  _____ _____	16.  _____ _____