

Kindergarten Reading Mastery Packet Remote Learning Packet

Week 13



Dear Educator,

My signature is proof that I have reviewed my scholar's work and supported him to the best of my ability to complete all assignments.

(Parent Signature)

(Date)

Parents please note that all academic packets are also available on our website at www.brighterchoice.org under the heading "Remote Learning." All academic packet assignments are mandatory and must be completed by all scholars.


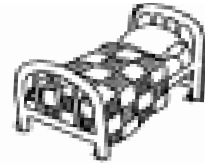


Name _____ Week 13 Day 1 Date: _____

BCCS-B

SUNY Cortland SUNY Morrisville

Directions: Look at the pictures. Say the picture names. Color the pictures that end the same.



Draw pictures of things that end the same as  .

Directions: Trace the letters. Say the picture names. Color the pictures that end the same.

Letter Gg

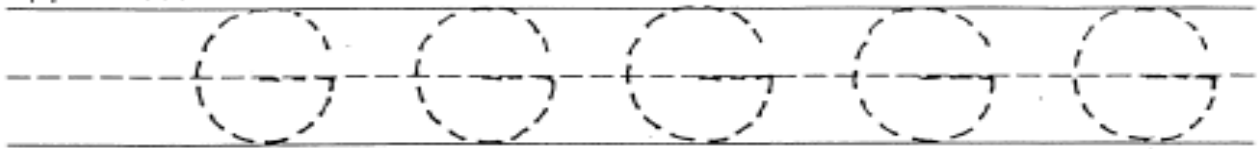
Name _____



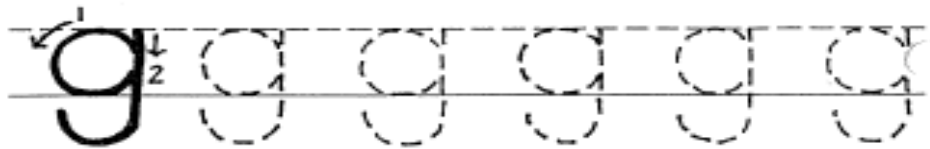
Trace



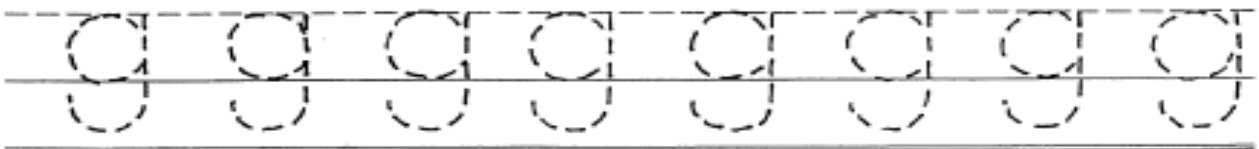
Upper Case



Trace



Lower Case




These pictures begin with the "Gg" sound. Color the pictures.





Day # 2

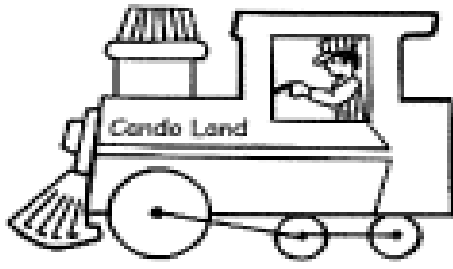


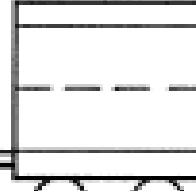
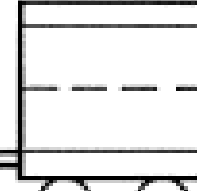
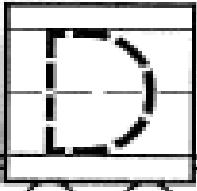
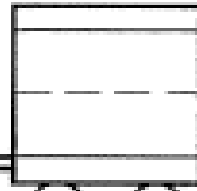
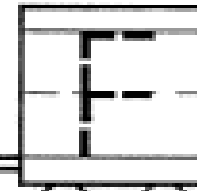
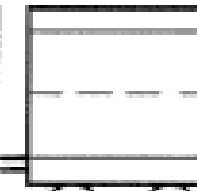
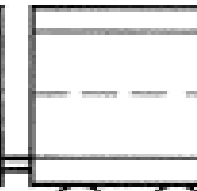

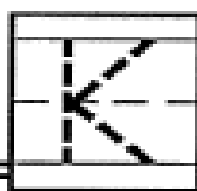
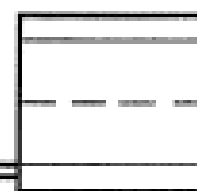
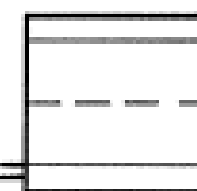
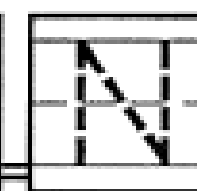
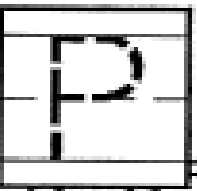

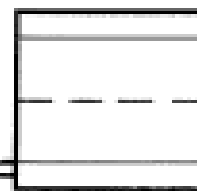

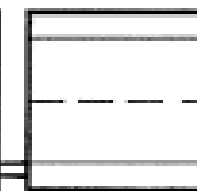
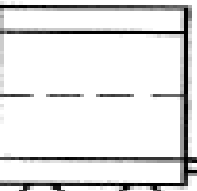

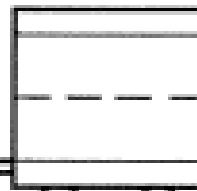
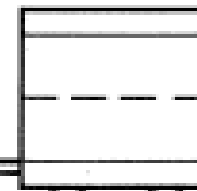
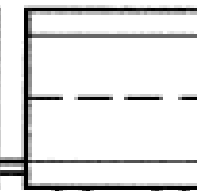


Name _____ Week 13 Day 2 Date: _____


BCCS-B

SUNY Cortland SUNY Morrisville

Directions: Write the missing letter.

					paste		
						paste	
							paste
						paste	
							

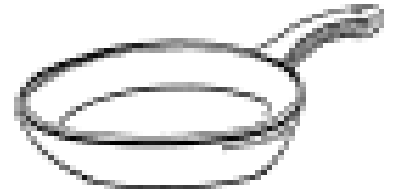
Directions: Say the name of each picture. Write the missing letter in the first box. Write the complete word on the line.



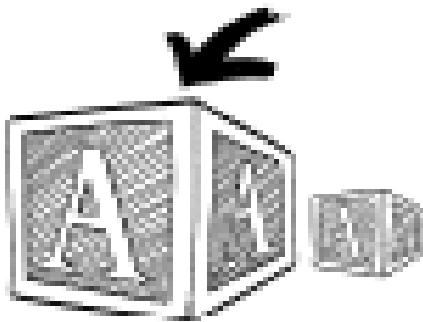
a t



e t




a n



i g




a t



u g


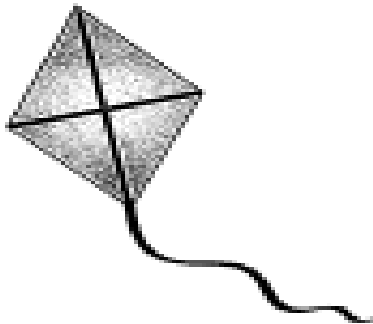




Day # 3



Beginning Sounds

Draw a line matching each picture with the letter that makes its beginning sound.



K

L

M

N

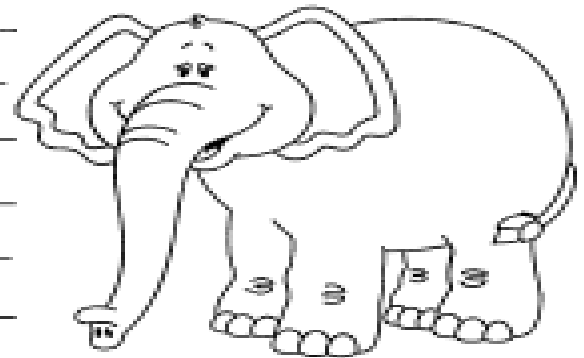
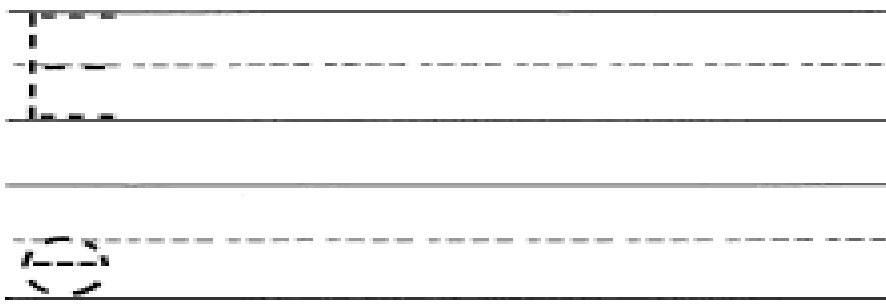
O

Name _____ Week 13 Day 3 Date: _____


BCCS-B

SUNY Cortland SUNY Morrisville

Directions: Trace the letter E e. Then write capital E and lowercase e. Color the pictures that begin with the /e/ sound.




Color the pictures that begin with the 'Ee' sound.





Day # 4




Name _____ Week 13 Day 4 Date: _____


BCCS-B

SUNY Cortland SUNY Morrisville

Directions: Trace the letter Ff. Then write capital F and lowercase f. Color the pictures that begin with the /f/ sound.



Color the pictures that begin with the 'Ff' sound.




Directions: In each row, say the name of the pictures and read each letter. Circle the letter that makes the same beginning sound as the picture names.

Beginning Sounds




h

b




k

c



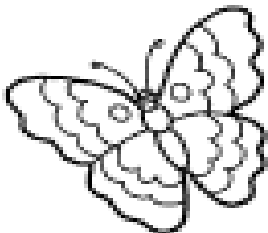
t

l



e

a




h

b



Day # 5




Name _____ Week 13 Day 5 Date: _____

BCCS-B

SUNY Cortland SUNY

Directions: Say the name of each picture. Trace the letter inside each object.

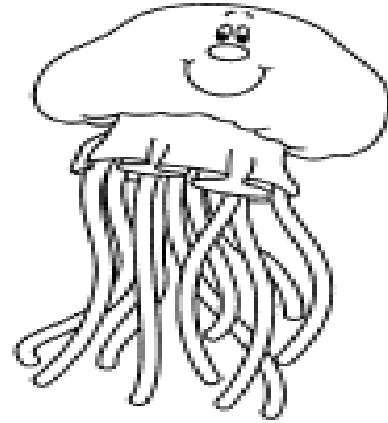
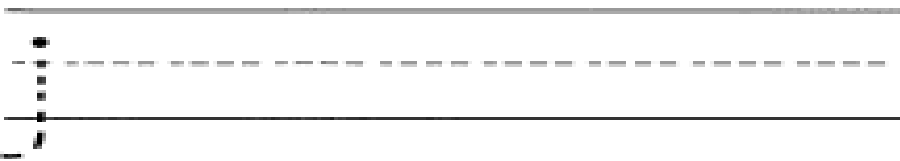


Name _____ Week 13 Day 5 Date: _____


BCCS-B

SUNY Cortland SUNY Morrisville

Directions: Trace the letter Jj. Then write capital J and lowercase j. Color the pictures that begin with the /j/ sound.



Color the pictures that begin with the "Jj" sound.



Kindergarten Reading Mastery Packet Remote Learning Packet

Week 14



Dear Educator,

My signature is proof that I have reviewed my scholar's work and supported him to the best of my ability to complete all assignments.


(Parent Signature)

(Date)

Parents please note that all academic packets are also available on our website at www.brighterchoice.org under the heading "Remote Learning." All academic packet assignments are mandatory and must be completed by all scholars.



Day # 1



Sight Word Detective

Directions: Listen to your teacher read the rhyme. Listen to the rhyme a second time and repeat after your teacher. Circle the sight words “I” and “am” as they appear throughout the message. Put on your Detective caps and find those sight words! Good luck!

I am Me

I am not a cat.

I am not a dog.

I am not a mouse.

I am not a frog.

I am me!



I'll find those sight words if it's the last thing I'll do!

Write the words in the box

I

am

I


am









--	--	--	--

Directions: Follow the directions in each box.

The word I

Bee, Bee, Bumblebee...
Can you learn this word with me?



 <p>Read It!</p> <p>I</p>	 <p>Write It!</p> <p>_____</p> <p>-----</p> <p>_____</p>						
 <p>Clap It!</p> <p>How many syllables?</p> <p>1 2 3</p>	 <p>Color It!</p> <p>I</p>						
 <p>Trace It!</p> <p>I</p>	 <p>cat</p> <p>Spell It!</p> <p>I</p>						
 <p>Find It!</p> <table border="1"><tr><td>I</td><td>the</td><td>I</td></tr><tr><td>like</td><td>I</td><td>and</td></tr></table>	I	the	I	like	I	and	 <p>Tell It!</p> <p>Who did you tell?</p> <p>_____</p>
I	the	I					
like	I	and					



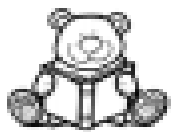
Day # 2



Directions: Follow the directions in each box.

Bee, Bee, Bumblebee...

Can you learn this word with me?



Read It!

like



Write It!



Clap It!

How many syllables?

- 1 2 3



Color It!

like



Trace It!

l i k e



Spell It!



Find It!

the	I	like
like	and	like



Tell It!

Who did you tell?

Name _____ Week 14 Day 2 Date: _____

BCCS-B

SUNY Cortland SUNY Morrisville

Directions: Write words that begin with the letter Aa on the lines provided.

I can write words
that begin with
Aa



1. _____

2. _____

3. _____


4. _____

5. _____

KBound.com



Day # 3



Directions: Follow the directions in each box.

Bee, Bee, Bumblebee...




Can you learn this word with me?



Read It!

the



Write It!



Clap It!

How many syllables?

1 2 3



Color It!

the



Trace It!

the



Spell It!

□ □ □



Find It!

the	like	and
I	the	the



Tell It!

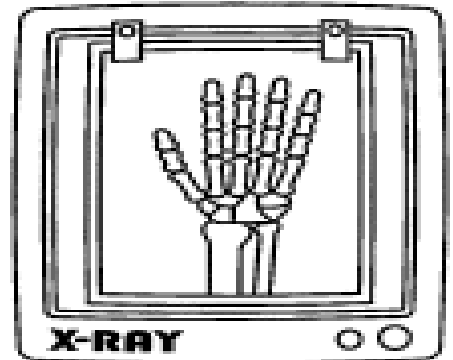
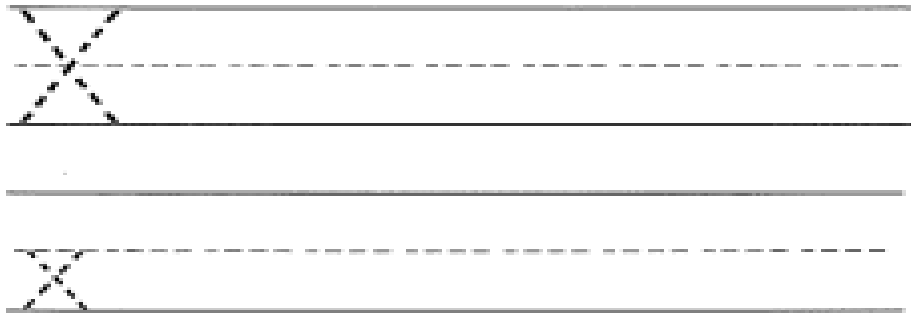
Who did you tell?

Name _____ Week 14 Day 3 Date: _____

BCCS-B

SUNY Cortland SUNY Morrisville

Directions: Trace the letter Xx. Then write capital X and lowercase x. Color the pictures that begin with the /x/ sound.



Color the pictures that have the "Xx" sound.

