




Name \_\_\_\_\_



## 1<sup>st</sup> Grade Reading Mastery Remote Learning Packet Week 20



---

Dear Educator,

My signature is proof that I have reviewed my scholar's work and supported him to the best of my ability to complete all assignments.


\_\_\_\_\_  
(Parent Signature)

\_\_\_\_\_  
(Date)

Parents please note that all academic packets are also available on our website at [www.brighterchoice.org](http://www.brighterchoice.org) under the heading "Remote Learning." All academic packet assignments are mandatory and must be completed by all scholars.



**Day # 1**



Name: \_\_\_\_\_ Week 20 Day 1: Date: \_\_\_\_\_

BCCS-B

RPI Siena Union

Directions: Read the story. Circle the words that have long /e/. Put a box around words with short /a/.

**shē** said, “**I** hav<sub>e</sub> a fan.” →

**hē** said, “**I** hav<sub>e</sub> sand.” →

**shē** said, “**wē** can run thē →

sand in thē fan.” sō hē ran thē →


fan nē<sub>a</sub>r thē sand. →

**hē** had sand in his ē<sub>a</sub>r<sub>s</sub>. hē →

said, “**I** can not hē<sub>a</sub>r.” →


**hē** had sand on his sē<sub>a</sub>t. shē →

said, “**wē** hav<sub>e</sub> sand on us.” →





**Day # 2**



Name: \_\_\_\_\_ Week 20 Day 2: Date: \_\_\_\_\_

BCCS-B

RPI Siena Union

Directions: Part 1: Read and write the sentence. Part 2: Write each sound. Part 3: Write each word on the write line. Part 4: X out the word "girl".

**Part 1:**

**thē dog said, "nō."**

thē dog said, "nō."

**Part 2:**

**ā**

**ch** ch ch

**d**

**g**

**p**

**have**

**sand**

**thē**

**him**

**lāke**

**Part 3:**

**Part 4:**

girl if said sack girl ~~girl~~  
not girl girl sō girl log  
girl girl girl girl  
gōat fēēt girl sand

Name: \_\_\_\_\_ Week 20 Day 2: Date: \_\_\_\_\_

BCCS-B

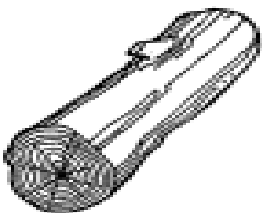
RPI Siena Union

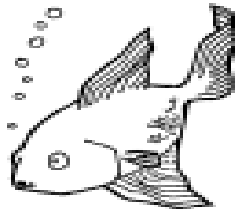
Directions: Part 1: Reread the sentence from page 6 and draw it. Part 2: Circle the word that matches the picture.


**Part 1:**





**Part 2:**

	nōse
	fan
	log
	cow

	fish
	dog
	dish
	nut

	pot
	gōat
	gāte
	gun


	tāil
	rock
	lāke
	sack

	sad
	sand
	and
	fan

	sēat
	fēet
	shē
	said



**Day # 3**





Name: \_\_\_\_\_ Week 20 Day 3: Date: \_\_\_\_\_

BCCS-B

RPI Siena Union

Directions: Part 1: Read and write the sentence. Part 2: Write each sound. Part 3: Write each word on the write line. Part 4: X out the word "farm".

**Part 1:**

**a girl was in a cāve.**

a girl was in a cāve.

**Part 2:**

<b>s</b>	<b>rock</b>
<b>ch</b>	<b>mē</b>
<b>f</b>	<b>dog</b>
<b>v</b>	<b>it</b>
<b>p</b>	<b>cow</b>

**Part 3:**

**Part 4:**

gōat      sit      farm      hand      ~~farm~~  
farm      farm      farm      farm      said  
farm      farm      farm      hē      farm  
farm      farm      old      farm      little  
run      now


Name: \_\_\_\_\_ Week 20 Day 3: Date: \_\_\_\_\_

BCCS-B

RPI Siena Union

Directions: Part 1: Reread the sentence from page 9 and draw it. Part 2: Circle the word that matches the picture.

**Part 1:**





**Part 2:**

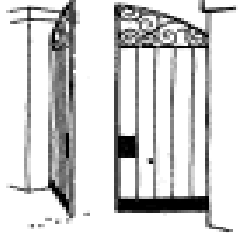
	hē
	fish
	man
	shē

	mad
	fat
	sad
	mēan

	lock
	cōat
	sack
	hut


	log
	mom
	nōse
	fēet

	ran
	rōad
	dog
	car

	āte
	rock
	gāte
	fish



**Day # 4**



Name: \_\_\_\_\_ Week 20 Day 4: Date: \_\_\_\_\_

BCCS-B

RPI Siena Union

Directions: Part 1: Read and write the sentence. Part 2: Write each sound. Part 3: Write each word on the write line. Part 4: X out the word "cars".

**Part 1:**

**hē has lots of pots.**

hē has lots of pots.

**Part 2:**

**o**

**v**

**sh**

**w**

**a**

**pot**

**nāme**

**kiss**

**tar**

**hut**

**Part 3:**

**Part 4:**

had cars cars will ~~cars~~  
cars was cars cars  
cars how cars fish cars  
nō cars āte car is

Name: \_\_\_\_\_ Week 20 Day 4: Date: \_\_\_\_\_

BCCS-B


RPI Siena Union

Directions: Part 1: Reread the sentence from page 12 and draw it. Part 2: Circle the word that matches the picture.


**Part 1:**

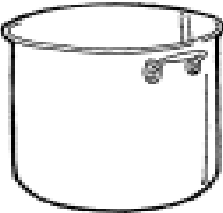



**Part 2:**

	hat
	cōat
	rug
	dog

	cat
	fish
	cow
	gōat

	fish
	pot
	dish
	ship


	car
	rag
	log
	pot

	fat
	cow
	car
	farm

	tēeth
	this
	fēet
	the



**Day # 5**



Name: \_\_\_\_\_ Week 20 Day 5: Date: \_\_\_\_\_

BCCS-B

RPI Siena Union

Directions: Part 1: Read and write the sentence. Part 2: Write each sound. Part 3: Write each word on the write line. Part 4: X out the word "will".

**Part 1:**

**shē sat in the lake.**

shē sat in the lake.

**Part 2:**

**e** e e

**d**

**ē**

**w**

**p**

**cāme**

**fog**

**shē**

**rōad**

**mēan**

**Part 3:**

**Part 4:**

will girl pot will will  
mē now will gō ate  
will will will will if will  
wāve fish will if will



Name: \_\_\_\_\_ Week 20 Day 5: Date: \_\_\_\_\_

BCCS-B


RPI Siena Union


Directions: Part 1: Reread the sentence from page 15 and draw it. Part 2: Circle the word that matches the picture.


**Part 1:**

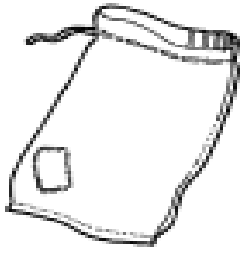



**Part 2:**

	cat
	girl
	man
	pot

	rōad
	gāte
	lāke
	dish

	nōse
	fēet
	tāil
	ēars

	cop
	sand
	car
	sack


	cōld
	SOCKS
	said
	ROCKS

	rāke
	cāke
	cat
	hōld





Name \_\_\_\_\_



**1<sup>st</sup> Grade Reading Mastery Remote Learning Packet  
Week 21**



---

Dear Educator,

My signature is proof that I have reviewed my scholar's work and supported him to the best of my ability to complete all assignments.


\_\_\_\_\_  
(Parent Signature)

\_\_\_\_\_  
(Date)

Parents please note that all academic packets are also available on our website at [www.brighterchoice.org](http://www.brighterchoice.org) under the heading "Remote Learning." All academic packet assignments are mandatory and must be completed by all scholars.



**Day # 1**



Name: \_\_\_\_\_ Week 21 Day 1: Date: \_\_\_\_\_

BCCS-B

RPI Siena Union

Directions: Read the story, circle the word "girl" and X out the word "dog".

**the girl and the dog** →


**the girl said, "I can tēach the**  
**dog to run."** →

**the dog said, "nō."** →

**the girl said, "I will tēach the**  
**dog to run."** →


**the dog said, "nō. the girl can**  
**not tēach mē to run. I can run.** →

**ha ha."** →





**Day # 2**



Name: \_\_\_\_\_ Week 21 Day 2: Date: \_\_\_\_\_

BCCS-B

RPI Siena Union

Directions: Part 1: Read and write the sentence. Part 2: X out the word "pet". Part 3: Read the sentence then circle the word that matches.

**Part 1:**

the cow sat in a car.

\_\_\_\_\_

\_\_\_\_\_

\_\_\_\_\_

\_\_\_\_\_

**Part 2:**

pets sat wish pet ~~pet~~  
pet dog pet pot  
said pet go pet pet  
pet dog pet the pet no

**Part 3:**

the cow was on the road.  
the men got mad.

1. the cow was on the...  
• car • road • farm
2. the men got...  
• sad • made • mad

Name: \_\_\_\_\_ Week 21 Day 2: Date: \_\_\_\_\_

BCCS-B

RPI Siena Union

Directions: Part 1: Write each sound Part 2: Circle the sentence that matches the picture.


**Part 1:**

t	u
d	I
p	ch


**Part 2:**




a cat has fat fēet.  
hē will ēat fish.  
shē is in the mud.  
a gōat is on a car.



hē has a pot.  
a gōat āte a sock.  
wē arē not sad.  
the dog is on a log.




his cat is fat.  
shē has the māil.  
hē has a shack.  
sam āte cōrn.



this man is ōld.  
his fēet arē wet.  
shē is in a car.  
that dog is mad.



**Day # 3**





Name: \_\_\_\_\_ Week 21 Day 3: Date: \_\_\_\_\_

BCCS-B

RPI Siena Union

Directions: Part 1: Read and write the sentence. Part 2: X out the word "roads". Part 3: Read the sentence then circle the words that complete the sentence.

**Part 1:**

it is fun to pet pigs.

\_\_\_\_\_

\_\_\_\_\_

\_\_\_\_\_

\_\_\_\_\_

\_\_\_\_\_

**Part 2:**

roads roads will roads  
roads shāve fōr roads  
and roads not roads  
roads roads car roads goat  
roads road roads ate

~~roads~~

**Part 3:**

the goat went to the park.

the girl went to the farm.

1. the goat went... \_\_\_\_\_
- in a car
  - in the rain
  - to the park
2. the girl went to the... \_\_\_\_\_
- car
  - farm
  - park

Name: \_\_\_\_\_ Week 21 Day 3: Date: \_\_\_\_\_

BCCS-B

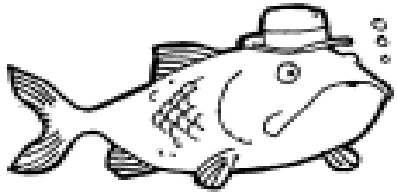
RPI Siena Union

Directions: Part 1: Write each sound Part 2: Circle the sentence that matches the picture.

**Part 1:**

<b>d</b>	<b>m</b>
<b>w</b>	<b>h</b>
<b>f</b>	<b>l</b>

**Part 2:**




the pot has nō top.  
shē will fēēd a pig.  
shē sat in a lāke.  
the fish has a hat.



wē are on a ship.  
shē will ēat cōrn.  
now I am cōld.  
the man has sock.s.




the girl can run.  
a cōat is in mud.  
mom has a sock.k.  
that is his dog.



his fēēt got hot.  
shē is on a hill.  
I will run.  
hē sat on a gāt.e.



**Day # 4**



Name: \_\_\_\_\_ Week 21 Day 4: Date: \_\_\_\_\_

BCCS-B

RPI Siena Union

Directions: Part 1: Read and write the sentence. Part 2: X out the word "red" and circle the word nose. Part 3: Read the sentence then circle the words that completes the sentence.

**Part 1:**

hē had a red nōse.

\_\_\_\_\_

\_\_\_\_\_

\_\_\_\_\_

\_\_\_\_\_

**Part 2:**

said red nōse cow ~~red~~ nōse

nōse nōse red nōse hē

nōse red nōse rōad red

red gōat red nōse fēel nōse

**Part 3:**

the little dog had a red nōse.

hē was mad.

1. the little dog had a...

- big nōse
- hot nōse
- red nōse

2. hē was...

- sad
- mad
- big

Name: \_\_\_\_\_ Week 21 Day 4: Date: \_\_\_\_\_

BCCS-B


RPI Siena Union

Directions: Part 1: Write each sound Part 2: Circle the sentence that matches the picture.

Part 1:

<b>b</b> b b	<b>t</b>
<b>a</b>	<b>c</b>
<b>g</b>	<b>i</b>

Part 2:




shē can kick.

I am not a fish.

the gōat āte a hat.

wē are in the rāin.




wē can gō in a car.

shē will kiss him.

hē has a big fish.

I fēēd the cat.




his ēars are little.

shē sat with a cat.

mom has a rāke.

hē will ēat cāke.



hē sat on a log.


the man has a cow.

shē has nō tēēth.

this rat is fat.



**Day # 5**



Name: \_\_\_\_\_ Week 21 Day 5: Date: \_\_\_\_\_


BCCS-B


RPI Siena Union


Name: \_\_\_\_\_

**popcorn**  
**word**



**mē**

Color It  **mē**

Trace It  **mē**

Find & dab It  **a mē m mē it**  
**mē I mē on am a mē**

Write It In a sentence  
**look at \_\_\_\_\_.**

Build It   **mē**

**m ē**