




Name _____

3rd Grade ELA Remote Learning Packet

Week 20



Dear Educator,

My signature is proof that I have reviewed my scholar's work and supported him to the best of my ability to complete all assignments.


(Parent Signature)

(Date)

Parents please note that all academic packets are also available on our website at www.brighterchoice.org under the heading "Remote Learning." All academic packet assignments are mandatory and must be completed by all scholars.



Day # 1



Name: _____

Week 20 Day 1 Date: _____

BCCS-B

Harvard

Yale

Princeton

ELA Packet

Our Learning for today:



LEQ: How did Martin Luther King Jr. help pave the way for equality for all people?

Objective: I can identify and explain content specific vocabulary words.

Name: _____ Week 20 Day 1 Date: _____
BCCS-B Harvard Yale Princeton

Vocabulary Guided Notes

1. **Speech:** To _____ directly to a group of _____ about a certain topic.
2. **Peace:** To not involve _____
3. **Love:** Strong _____ or feelings of _____ towards another person.
4. **Equality:** To treat all _____ with _____
5. **Separate:** To not be _____
6. **Rights:** Things all _____ should have to live an _____ and happy life.
7. **Segregation:** The act of separating a specific _____, class, or _____ of people from the rest of society.
8. **Nobel Peace Prize:** The most respected award given to a _____ who has worked to bring _____ to groups of _____ anywhere in the world.


Name: _____
BCCS-B

Week 20 Day 1 Date: _____
Harvard Yale Princeton

Explicit Instruction

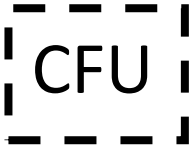
1st Read of *Martins Big Words*

Martin Luther King Jr. grew up in a time and a place in our history where you were judged and treated poorly because of the color of your skin. People used their words and their actions to hurt Martin Luther King Jr. and other people of color. Martin decided to use his words to fight back for equal rights for all people of color. Growing up, Martin would see signs saying “WHITES ONLY” and he would remember what his mother always said which is “You are as good as anyone”.



Name: _____
BCCS-B

Week 20 Day 1 Date: _____
Harvard Yale Princeton



Directions: Draw a picture of each word to represent the definition.

<p>Vocab Flash Cards</p> <p>Directions: Draw a picture of each word to help you remember it. Then cut out the squares. Tell a partner what each word means.</p>	<p>speech</p>
<p>peace</p>	<p>love</p>
<p>equality</p>	<p>Martin Luther King Jr.</p> <p style="text-align: right;"><small>7 ©Emily Barnes 2015</small></p>

Name: _____
BCCS-B

Week 20 Day 1 Date: _____
Harvard Yale Princeton

Application Activity

Directions: Draw a picture of each word to represent the definition.

<p>Vocab Flash Cards</p> <p>Directions: Draw a picture of each word to help you remember it. Then cut out the squares. Tell a partner what each word means.</p>	<p>separate</p>
<p>together</p>	<p>rights</p>
<p>segregation</p>	<p>Nobel Peace Prize</p>

Name: _____
BCCS-B

Week 20 Day 1 Date: _____
Harvard Yale Princeton

Exit Ticket

Directions: Using at least 2 vocabulary words, explain what Martin Luther King Jr. fought for in our history. Use the definitions previously given to help you.

Name: _____
BCCS-B

Week 20 Day 2 Date: _____
Harvard Yale Princeton

ELA Homework

Our Toolkit for the day



FIVE FAB FACTS

Dear Ms. Maisenbacher, My signature is proof that I have reviewed my scholar's ELA homework

Parent Signature 😊

Name: _____
BCCS-B

Week 20 Day 2 Date: _____
Harvard Yale Princeton

Your Turn

Directions: Using your vocabulary words from today's lesson and your prior knowledge of today's story, write 5 facts about Dr. Martin Luther King Jr.'s life. If you need assistance with remembering facts please use the provided story link on google classroom.

xx
Name: _____

Five Fab Facts

about MLK®

Write a fact in each hand.

xx


xx

xx

xx



Day # 2



Name: _____
BCCS-B

Week 20 Day 2 Date: _____
Harvard Yale Princeton

ELA Packet

Our Learning for today:



LEQ: How can sequencing events help me better understand the text?

Objective: I can determine the sequence of events as they relate to our history.

Name: _____
BCCS-B

Week 20 Day 2 Date: _____
Harvard Yale Princeton

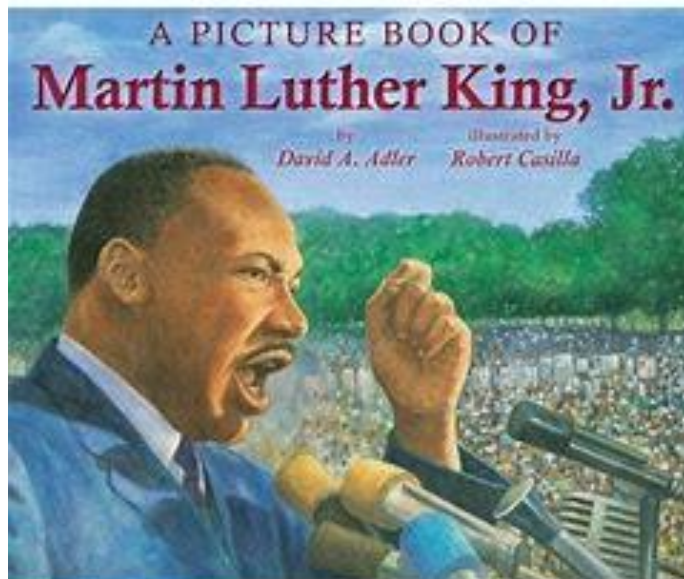
Vocabulary Guided Notes

1. Sequencing: To put things in _____ in which they occur.
2. Protests: An _____ where people _____ to show their disapproval for something.
3. Boycott: Joining _____ in _____ something or someone to

Explicit Instruction

1st Read

A Picture Book of Martin Luther King Jr. is written by David A. Adler and illustrated by Robert Casilla.



Name: _____
BCCS-B

Week 20 Day 2 Date: _____
Harvard Yale Princeton



Directions: In the blank space below, use your knowledge of Martin Luther King Jr. and his life to create a timeline to sequence events in his life.

First

Next

Then

A large, empty rectangular box with a solid black border, intended for writing the first event in the timeline.A large, empty rectangular box with a solid black border, intended for writing the next event in the timeline.A large, empty rectangular box with a solid black border, intended for writing the third event in the timeline.

After

Finally

A large, empty rectangular box with a solid black border, intended for writing the event that occurs after the previous ones.A large, empty rectangular box with a solid black border, intended for writing the final event in the timeline.

Name: _____
BCCS-B

Week 20 Day 2 Date: _____
Harvard Yale Princeton

Application Activity

Directions: Read the sentences below. Each sentence is an event that Martin Luther King, Jr. lived through. Sequence the events in the order that they occurred. The first one has been given to you. Use the words **first for the 1st** event, **next for the 2nd** event, **then for the 3rd** event and **finally for the 4th** event.

First	Dr. King was born in Georgia on January 15 th 1929
	Dr. King receives the Nobel Peace Prize in 1964
	Dr. King leads the Montgomery Bus Boycott in 1955
	Dr. King gives his famous “I Have a Dream” speech during the March on Washington in 1963.

Name: _____
BCCS-B

Week 20 Day 2 Date: _____
Harvard Yale Princeton

Exit Ticket

Directions: Sequence the events of Dr. Martin Luther King Jr. and his life in order. Use the words **first for the 1st** event, **next for the 2nd** event, **then for the 3rd** event and **finally for the 4th** event.

	Dr. King attends Morehouse college in September of 1944.
	Dr. Dr. King is shot and killed on April 4 th 1968
	Dr. King leads the Montgomery Bus Boycott in 1955
	Alabama declares that their laws separating blacks and whites unfair and unconstitutional in 1955, ending the bus boycotts.

Name: _____
BCCS-B

Week 20 Day 2 Date: _____
Harvard Yale Princeton

ELA Homework

Our Toolkit for the day



SEQUENCING

- Putting things in order
- The order of events in a story

First • Next • Then • Finally

↓
↓
↓
↓

or □ → □ → □

GLUE WORDS

B	M	E
first initially to begin in the beginning before as soon as	next then later after that meanwhile also	finally afterward eventually in conclusion last all in all

Dear Ms. Maisenbacher, My signature is proof that I have reviewed my scholar's ELA homework

Parent Signature 😊

Name: _____
BCCS-B

Week 20 Day 2 Date: _____
Harvard Yale Princeton

Your Turn

Name _____

Skill: Sequencing

Read the sentences below.

Then Sarah brought Hunter home.

As Sarah walked down the street, a big dog ran toward her.

Then Sarah realized that she knew the dog.

Sarah hugged Hunter when he got to her.

Her face turned white with fear.


Its name was Hunter.



Rewrite the sentences in the correct order.



Day # 3



Name: _____
BCCS-B

Week 20 Day 3 Date: _____
Harvard Yale Princeton

ELA Packet


Our Learning for today:

A wooden block with the word "LEARNING" written on it in capital letters, with a comma at the end. The block is slightly tilted and has a natural wood grain texture.

ELA SPA #3



Day # 4



Name: _____
BCCS-B

Week 20 Day 4 Date: _____
Harvard Yale Princeton

ELA Packet


Our Learning for today:



ELA SPA #3



Day # 5



Name: _____
BCCS-B

Week 20 Day 5 Date: _____
Harvard Yale Princeton

ELA Packet

Our Learning for today:




ELA SPA #3 Review



Name _____

3rd Grade ELA Remote Learning Packet

Week 21



Dear Educator,

My signature is proof that I have reviewed my scholar's work and supported him to the best of my ability to complete all assignments.


(Parent Signature)

(Date)

Parents please note that all academic packets are also available on our website at www.brighterchoice.org under the heading "Remote Learning." All academic packet assignments are mandatory and must be completed by all scholars.



Day # 1



Name: _____
BCCS-B

Week 21 Day 1 Date: _____
Harvard Yale Princeton

ELA Packet

Our Learning for today:



LEQ: How can having a dream help change your future?

:

Objective: I can answer targeted questions about Martin Luther King Jr's life that in order to understand the purpose of his dream.

Our Toolkit for the day



Name: _____
BCCS-B

Week 21 Day 1 Date: _____
Harvard Yale Princeton

Vocabulary Guided Notes

Courage: A feeling of being _____

Dream: A _____ or a _____ that a person has.

Persistence: To _____ with a task that may be _____ and to not _____ up.

CFU/Application Activity

Directions: On the following page complete the poster about Dr. Martin Luther King Jr.




Name: _____

Dr. Martin Luther King, Jr.

Important life events...



His dream for America...



Name: _____
BCCS-B

Week 21 Day 1 Date: _____
Harvard Yale Princeton

Exit Ticket

Directions: Using your vocabulary words, tell on the lines below what Martin Luther King Jr's dream was and how he achieved it.

Name: _____
BCCS-B

Week 21 Day 1 Date: _____
Harvard Yale Princeton


ELA Homework

Our Toolkit for the day



making inferences

Using clues to figure out what the author's **NOT** saying



clues from the book + what we already know

"I think..."
"I predict..."
"My guess is..."
"Maybe..."

Dear Ms. Maisenbacher, My signature is proof that I have reviewed my scholar's ELA homework

Parent Signature 😊

Name: _____
BCCS-B

Week 21 Day 1 Date: _____
Harvard Yale Princeton

Your Turn


Making Inferences Courageous Leaders Part 1

Directions: Complete the chart by either writing a quote from the text or an inference you can make.

The text states ..	This most likely means ...
<p>"In 1955, an African American woman by the _____ name of Rosa Parks disobeyed a bus driver who _____ ordered her to give her seat to a white passenger."</p>	<p>What can you infer about Parks's personality?</p> <p>_____</p> <p>_____</p> <p>_____</p>
<p>"As a result, he was arrested and jailed, his home _____ was bombed . . . None of this stopped him from _____ continuing with his nonviolent protest."</p>	<p>What can you infer about King's personality?</p> <p>_____</p> <p>_____</p> <p>_____</p>



Day # 2



Name: _____
BCCS-B

Week 21 Day 2 Date: _____
Harvard Yale Princeton

ELA Packet

Our Learning for today:



LEQ: How can we be a positive change in this world?

Objective: I can identify and explain the change that Martin Luther King Jr. fought for using a writing response.

Name: _____
BCCS-B

Week 21 Day 2 Date: _____
Harvard Yale Princeton

Vocabulary Guided Notes

Change: To want to make something _____

Goal: What a person wants to _____

CFU

Directions: On the lines below write a RACES response telling what Dr. Martin Luther King Jr.'s goal was in his life.

R – Restate the question (I will tell)

A – Answer the question

C – Cite Evidence (Two pieces of evidence are)

E – Explain (This shows)

S – Sum it up (Now you know)

Name: _____
BCCS-B

Week 21 Day 2 Date: _____
Harvard Yale Princeton

Application Activity

Directions: Edit your rough draft of your RACES response. Re-write on the lines below. Be sure to check your rough draft for the following: Capitals at the beginning of every sentence. Make sure on the lines your handwriting is neat and clear. Be sure to use the sentence starters given for each sentence that needs it.

Name: _____
BCCS-B

Week 21 Day 2 Date: _____
Harvard Yale Princeton

Exit Ticket

Circle the multiple choice response that best describes what Dr. Martin Luther King, Jr fought for.

- A. Dr. Martin Luther King Jr. fought for women's rights,
- B. Dr. Martin Luther King Jr. fought for animal rights.
- C. Dr. Martin Luther King Jr. fought for civil rights.
- D. Dr. Martin Luther King Jr. fought for equal pay.

Name: _____
BCCS-B

Week 21 Day 2 Date: _____
Harvard Yale Princeton

ELA Homework

Our Toolkit for the day



Dear Ms. Maisenbacher, My signature is proof that I have reviewed my scholar's ELA homework

Parent Signature 😊


Name: _____
BCCS-B

Week 21 Day 2 Date: _____
Harvard Yale Princeton

Your Turn

I Have a Dream...

Draw a picture of a dream that you have that would make our world a better place.




Write about your dream!!





Day # 3



Name: _____
BCCS-B

Week 21 Day 3 Date: _____
Harvard Yale Princeton

ELA Packet

Our Learning for today:



LEQ: How can my writing response show my knowledge of Martin Luther King Jr?

Objective: I can complete a writing response to show my knowledge of Martin Luther King Jr.

Our Toolkit for the day



Name: _____
BCCS-B

Week 21 Day 3 Date: _____
Harvard Yale Princeton

CFU/Application Activity

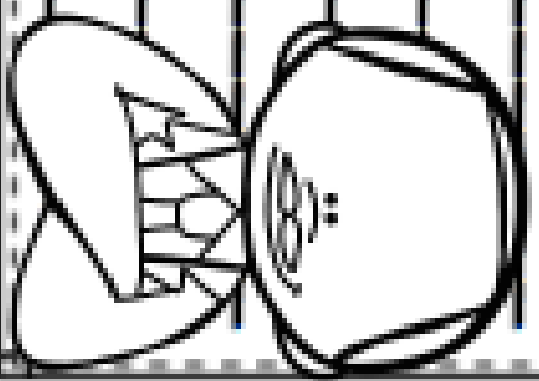
Directions: On the next page rewrite your RACES response from the previous lesson. This is to be the final draft for your project. Use the model to create the project on your own when you have finished your project.



Name: _____


What did Martin Luther King Jr. do?

Handwriting practice lines for the answer.





Day # 4



Name: _____
BCCS-B

Week 21 Day 4 Date: _____
Harvard Yale Princeton

ELA Packet

Our Learning for today:



LEQ: How can we use character traits to describe a person in our history?

Objective: I can use character traits to describe and explain who Rosa Parks was.

Explicit Instruction



Name: _____
BCCS-B


Week 21 Day 4 Date: _____
Harvard Yale Princeton

CFU/ Application Activity

Directions: Fill in the other half of the chart with words to represent Rosa Park's character traits. WHY are we using these words to describe Rosa Parks? Color and decorate the picture when finished.

Name: _____

Character Traits of Rosa Parks



Name: _____
BCCS-B

Week 21 Day 4 Date: _____
Harvard Yale Princeton

Exit Ticket

Directions: Circle the words that DO NOT best describe Rosa Parks.

1. Scared
2. Evil
3. Brave
4. Hardworking
5. Mean
6. Brave
7. Courageous
8. Jealous
9. Disrespectful
10. Selfish

Name: _____
BCCS-B

Week 21 Day 4 Date: _____
Harvard Yale Princeton

ELA Homework

Our Toolkit for the day



Dear Ms. Maisenbacher, My signature is proof that I have reviewed my scholar's ELA homework

Parent Signature 😊

Name: _____
BCCS-B

Week 21 Day 4 Date: _____
Harvard Yale Princeton

Your Turn



DESCRIBE A CHARACTER Inside & Out!

Choose a character from the story you have read.
Describe the character's personality traits on the inside of the silhouette
and their physical traits on the outside.

Character Name:
Book/Story:

Physical Traits

Personality Traits

Here are some suggestions to get you started:

Personality Traits

- What does he like/dislike?
- Is he brave, strong or adventurous?


Physical Traits

- Is he young or old?
- Does anything stand out about him?

What do *you* like best about this character?



Day # 5



Name: _____
BCCS-B

Week 21 Day 5 Date: _____
Harvard Yale Princeton

ELA Packet

Our Learning for today:



LEQ: How can using a graphic organizer help me describe a character in a writing response?

Objective I can use a graphic organizer to create a writing response describing Rosa Parks

Name: _____
BCCS-B

Week 21 Day 5 Date: _____
Harvard Yale Princeton

Vocabulary Guided Notes

Graphic Organizer: A _____ tool that helps our _____

Character Traits: How we _____ a person's _____ and their _____.

Explicit Instruction

Directions: Using a graphic organizer create a RACES response that describes Martin Luther King Jr.



R – Restate the question (I will tell) A – Answer the question C – Cite evidence (Two pieces of evidence are) E – Explain (This shows) S – Sum it up (Now you know)

I will tell how I can describe Dr. Martin Luther King, Jr. Martin Luther King Jr. was persistent and brave. Two examples are he fought for every person to be treated equally and did not stop when it was difficult. This shows that Martin was striving for civil rights for every man, woman and child. Now you know about Martin Luther King Jr.'s traits.

Name: _____
BCCS-B

Week 21 Day 5 Date: _____
Harvard Yale Princeton



Directions: Using your graphic organizer from yesterday's lesson use a RACES response to describe Rosa Parks.

How would you describe Rosa Parks?

Name: _____
BCCS-B

Week 21 Day 5 Date: _____
Harvard Yale Princeton

Application Activity

Directions on the next page, rewrite your rough draft on your final sheet of paper. Then complete the rest of the project using the model provided on this page.



Rosa Parks



Name: _____
BCCS-B

Week 21 Day 5 Date: _____
Harvard Yale Princeton

ELA Homework

Our Toolkit for the day



Dear Ms. Maisenbacher, My signature is proof that I have reviewed my scholar's ELA homework

Parent Signature 😊

Name: _____
BCCS-B

Week 21 Day 5 Date: _____
Harvard Yale Princeton

Your Turn

Directions: Think of a person in your life, using the graphic organizer below, describe that person by giving character traits that describes their appearance and personality.

