




Name \_\_\_\_\_



**Kindergarten Reading Mastery Packet Remote Learning Packet**  
**Week 20**



Dear Educator,

My signature is proof that I have reviewed my scholar's work and supported him to the best of my ability to complete all assignments.


\_\_\_\_\_  
(Parent Signature)

\_\_\_\_\_  
(Date)

Parents please note that all academic packets are also available on our website at [www.brighterchoice.org](http://www.brighterchoice.org) under the heading "Remote Learning." All academic packet assignments are mandatory and must be completed by all scholars.



**Day # 1**

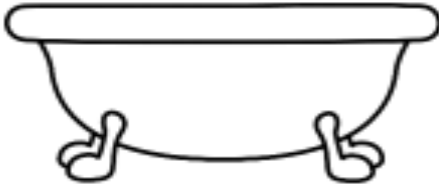


Name: \_\_\_\_\_ Week 20 Day 1: Date: \_\_\_\_\_

BCCS-B

SUNY Cortland SUNY Morrisville

**Directions:** Say the name of each picture. Write the three sounds that make the word.



\_\_\_\_\_

-----

\_\_\_\_\_



\_\_\_\_\_

-----


\_\_\_\_\_



\_\_\_\_\_

-----


\_\_\_\_\_



\_\_\_\_\_

-----

\_\_\_\_\_



\_\_\_\_\_

-----

\_\_\_\_\_

Name: \_\_\_\_\_ Week 20 Day 1: Date: \_\_\_\_\_



BCCS-B

SUNY Cortland SUNY Morrisville


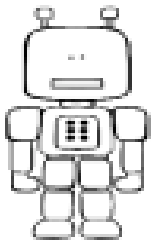
**Directions:** Say the name of each picture and circle the initial sound.



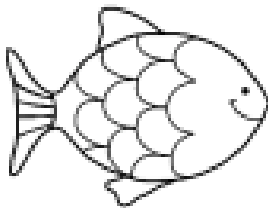
b p d



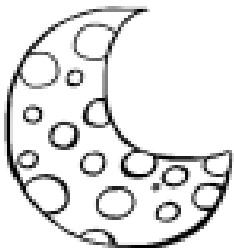
o g w



l u r



t f k



m n e

Name: \_\_\_\_\_ Week 20 Day 1: Date: \_\_\_\_\_

BCCS-B

SUNY Cortland SUNY Morrisville

**Directions:** Read the story. Complete the sentences about the story.

## A Fat Cat

The cat is fat. The cat is sitting on a mat. The cat is wearing a hat. Look at the fat cat!




1. The cat is \_\_\_\_\_  
-----  
\_\_\_\_\_.

2. The cat is sitting on a \_\_\_\_\_  
-----  
\_\_\_\_\_.

3. The cat is wearing a \_\_\_\_\_  
-----  
\_\_\_\_\_.



**Day # 2**




Name: \_\_\_\_\_ Week 20 Day 2: Date: \_\_\_\_\_

BCCS-B

SUNY Cortland SUNY Morrisville

**Directions:** Say the name of each picture. Write the three sounds in order to make the word.



\_\_\_\_\_

\_\_\_\_\_

\_\_\_\_\_



\_\_\_\_\_

\_\_\_\_\_

\_\_\_\_\_



\_\_\_\_\_

\_\_\_\_\_

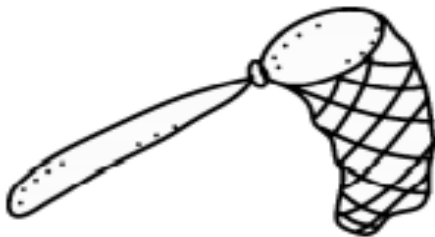
\_\_\_\_\_



\_\_\_\_\_

\_\_\_\_\_

\_\_\_\_\_



\_\_\_\_\_

\_\_\_\_\_

\_\_\_\_\_

Name: \_\_\_\_\_ Week 20 Day 2: Date: \_\_\_\_\_

BCCS-B

SUNY Cortland SUNY Morrisville

**Directions:** Say the name of each picture. Write the three sounds in order to make the word.




t m c



r c s



b s t



s t b




f a y



s b i



a f m



u t p



s q r



Name: \_\_\_\_\_ Week 20 Day 2: Date: \_\_\_\_\_


BCCS-B

SUNY Cortland SUNY Morrisville

**Directions:** Read the story. Complete the sentences about the story.

# The Big Pig

The pig is big. He is wearing a wig. The pig will dig in the mud. Do you see the big pig?




1. The pig is \_\_\_\_\_.

2. He is wearing a \_\_\_\_\_.

3. The pig will \_\_\_\_\_ in the mud.



**Day # 3**




Name: \_\_\_\_\_ Week 20 Day 3: Date: \_\_\_\_\_

BCCS-B

SUNY Cortland SUNY Morrisville


**Directions:** Say the name of each picture. Write the sounds in order to make the word.



_____	_____	_____
- - - - -	- - - - -	- - - - -
_____	_____	_____



_____	_____	_____
- - - - -	- - - - -	- - - - -
_____	_____	_____



_____	_____	_____
- - - - -	- - - - -	- - - - -
_____	_____	_____



_____	_____	_____
- - - - -	- - - - -	- - - - -
_____	_____	_____



_____	_____	_____
- - - - -	- - - - -	- - - - -
_____	_____	_____


Name: \_\_\_\_\_ Week 20 Day 3: Date: \_\_\_\_\_

BCCS-B

SUNY Cortland SUNY Morrisville

**Directions:** Read the word and match it to the correct picture.

hat mat rat cat fat bat



**Directions:** Say the name of each picture and write its beginning sound on the line.

\_\_\_\_\_

\_\_\_\_\_

\_\_\_\_\_



White Wanda



n.v.

Name: \_\_\_\_\_ Week 20 Day 3: Date: \_\_\_\_\_


BCCS-B

SUNY Cortland SUNY Morrisville

**Directions:** Read the story. Complete the sentences about the story.

## Fluffy the Cat

Fluffy is a cat. She likes to play. Fluffy can jump very high.



1. What kind of animal is Fluffy?

- dog  
 cat

2. What does she like to do?


- play  
 jump

3. What can Fluffy do?

- jump high  
 walk



**Day # 4**



Name: \_\_\_\_\_ Week 20 Day 4: Date: \_\_\_\_\_

BCCS-B

SUNY Cortland SUNY Morrisville


**Directions:** Say the name of each picture. Write the sounds in order to make the word.



_____	_____	_____
-----	-----	-----
_____	_____	_____



_____	_____	_____
-----	-----	-----
_____	_____	_____



_____	_____	_____
-----	-----	-----
_____	_____	_____



_____	_____	_____
-----	-----	-----
_____	_____	_____



_____	_____	_____
-----	-----	-----
_____	_____	_____

Name: \_\_\_\_\_ Week 20 Day 4: Date: \_\_\_\_\_

BCCS-B

SUNY Cortland SUNY Morrisville

**Directions:** Start at the bottom of the page. Say the name of the picture and write the word on the line by changing letters from the previous word.

girl

first aid kit

apple

girl with backpack

cat

scissors cutting paper

hut

START




Name: \_\_\_\_\_ Week 20 Day 4: Date: \_\_\_\_\_

BCCS-B

SUNY Cortland SUNY Morrisville


**Directions:** Read the story. Complete the sentences about the story.

<h1>Football</h1>	
<p>Lou plays football. He loves football. Lou can run fast and throw far. He will ask Jon to play with him.</p>	

What does Lou play?	<input type="radio"/> games <input type="radio"/> football <input type="radio"/> soccer
What can Lou do?	<input type="radio"/> run fast <input type="radio"/> jump high <input type="radio"/> score
What will he do?	<input type="radio"/> wear a hat <input type="radio"/> run fast <input type="radio"/> ask Jon to play



**Day # 5**



Name: \_\_\_\_\_ Week 20 Day 5: Date: \_\_\_\_\_

BCCS-B

SUNY Cortland SUNY Morrisville

**Directions:** Say the name of each picture and write the letters in order to write the word.



\_\_\_\_\_

-----

\_\_\_\_\_



\_\_\_\_\_

-----


\_\_\_\_\_



\_\_\_\_\_

-----

\_\_\_\_\_



\_\_\_\_\_

-----

\_\_\_\_\_



\_\_\_\_\_

-----

\_\_\_\_\_

Name: \_\_\_\_\_ Week 20 Day 5: Date: \_\_\_\_\_

BCCS-B

SUNY Cortland SUNY Morrisville

**Directions:** Start at the bottom of the page. Say the name of the picture and write the word on the line by changing letters from the previous word.

\_\_\_\_\_

\_\_\_\_\_

\_\_\_\_\_

\_\_\_\_\_

\_\_\_\_\_

\_\_\_\_\_

\_\_\_\_\_

ram

START

**Directions:** Read the story. Complete the sentences about the story.

<h1>My Friend</h1>	
<p>My friend's name is Ben. Ben is a great friend. He is five years old. Ben plays soccer. We have so much fun together!</p>	

1. What is my friend's name?

\_\_\_\_\_

-----

\_\_\_\_\_

2. How old is he?

\_\_\_\_\_

-----

\_\_\_\_\_

3. What does he play?


\_\_\_\_\_

-----

\_\_\_\_\_



Name \_\_\_\_\_



**Kindergarten Reading Mastery Packet Remote Learning Packet**  
**Week 21**



Dear Educator,

My signature is proof that I have reviewed my scholar's work and supported him to the best of my ability to complete all assignments.


\_\_\_\_\_  
(Parent Signature)

\_\_\_\_\_  
(Date)

Parents please note that all academic packets are also available on our website at [www.brighterchoice.org](http://www.brighterchoice.org) under the heading "Remote Learning." All academic packet assignments are mandatory and must be completed by all scholars.



**Day # 1**



Name: \_\_\_\_\_ Week 21 Day 1: Date: \_\_\_\_\_

BCCS-B

SUNY Cortland SUNY Morrisville

**Directions:** Say the name of each picture and write the letters in order to write the word.



_____	_____	_____
- - - - -	- - - - -	- - - - -
_____	_____	_____




_____	_____	_____
- - - - -	- - - - -	- - - - -
_____	_____	_____



_____	_____	_____
- - - - -	- - - - -	- - - - -
_____	_____	_____



_____	_____	_____
- - - - -	- - - - -	- - - - -
_____	_____	_____



_____	_____	_____
- - - - -	- - - - -	- - - - -
_____	_____	_____



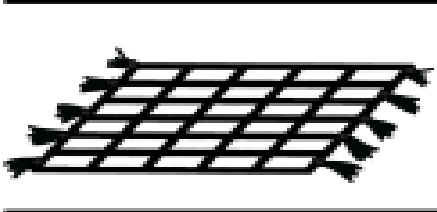


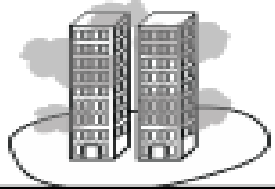


Name: \_\_\_\_\_ Week 21 Day 1: Date: \_\_\_\_\_

BCCS-B

SUNY Cortland SUNY Morrisville

**Directions:** Start at the bottom of the page. Say the name of the picture and write the word on the line by changing letters from the previous word.



A large ladder-like structure with two vertical posts and seven horizontal rungs. The bottom rung contains the word "bus" in a large, bold, lowercase font. The other rungs are empty for writing.

START ←

Name: \_\_\_\_\_ Week 21 Day 1: Date: \_\_\_\_\_


BCCS-B

SUNY Cortland SUNY Morrisville

Directions: Read the story. Complete the questions at the bottom of the page.

**-am**

## Tam Likes Jam



Tam likes jam.

Tam likes ham.

She likes to eat jam and ham.

Here, Tam, get some jam.

Here, Tam, get some ham.

Do you like yams?

No, Tam likes jam and ham.

1. Tam likes \_\_\_\_\_.

- buns
- eggs
- jam

2. Does Tam like yams?

- yes
- no

3. Tam likes \_\_\_\_\_.

- eggs
- ham
- buns

4. Who likes jam?

\_\_\_\_\_

.....


\_\_\_\_\_

Name: \_\_\_\_\_ Week 21 Day 2: Date: \_\_\_\_\_

BCCS-B

SUNY Cortland SUNY Morrisville


**Directions:** Say the name of each picture and write the letters in order to write the word.



_____	_____	_____
- - - - -	- - - - -	- - - - -
_____	_____	_____



_____	_____	_____
- - - - -	- - - - -	- - - - -
_____	_____	_____



_____	_____	_____
- - - - -	- - - - -	- - - - -
_____	_____	_____



_____	_____	_____
- - - - -	- - - - -	- - - - -
_____	_____	_____



_____	_____	_____
- - - - -	- - - - -	- - - - -
_____	_____	_____

Name: \_\_\_\_\_ Week 21 Day 2: Date: \_\_\_\_\_

BCCS-B

SUNY Cortland SUNY Morrisville

**Directions:** Start at the bottom of the page. Say the name of the picture and write the word on the line by changing letters from the previous word.

girl holding a cat

spaghetti

spinning top

pencil

hand pouring liquid

boy with a shovel and a dog

dog

**START** ←

Name: \_\_\_\_\_ Week 21 Day 2: Date: \_\_\_\_\_

BCCS-B


SUNY Cortland

SUNY Morrisville

**Directions:** Read the story. Complete the questions at the bottom of the page.

**-eb**

## Jeb and Meb



Jeb and Meb are pals.

They play.

Jeb has a web.

They go up, up, up.

They go up the web.

Jeb and Meb go up the web.

1. They \_\_\_\_\_.

- can
- play
- run

2. Jeb and Meb are \_\_\_\_\_.

- pets
- cats
- pals

3. They go \_\_\_\_\_.

- down
- away
- up

4. Who has a web?


\_\_\_\_\_

.....

\_\_\_\_\_



**Day # 3**




Name: \_\_\_\_\_ Week 21 Day 3: Date: \_\_\_\_\_


BCCS-B

SUNY Cortland SUNY Morrisville


**Directions:** Say the name of each picture and write the letters in order to write the word.



_____	_____	_____
- - - - -	- - - - -	- - - - -
_____	_____	_____



_____	_____	_____
- - - - -	- - - - -	- - - - -
_____	_____	_____



_____	_____	_____
- - - - -	- - - - -	- - - - -
_____	_____	_____



_____	_____	_____
- - - - -	- - - - -	- - - - -
_____	_____	_____



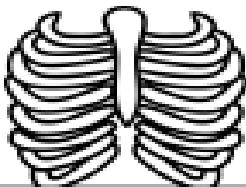


_____	_____	_____
- - - - -	- - - - -	- - - - -
_____	_____	_____

Name: \_\_\_\_\_ Week 21 Day 3: Date: \_\_\_\_\_

BCCS-B

SUNY Cortland SUNY Morrisville

**Directions:** Start at the bottom of the page. Say the name of the picture and write the word on the line by changing letters from the previous word.



rib


START  
←



**Directions:** Read the story. Complete the questions at the bottom of the page.

**-im**

# Jim and Tim




Look! It's Jim and Tim.  
Jim likes to swim.  
Tim likes to swim with him.  
Tim likes to play ball.  
Jim likes to play with him.  
Up goes the ball.  
It goes to the rim.  
Look! It's Jim and Tim!

- |                                |                             |
|--------------------------------|-----------------------------|
| 1. Up goes the _____.          | 2. Tim likes to play _____. |
| <input type="radio"/> bird     | <input type="radio"/> house |
| <input type="radio"/> ball     | <input type="radio"/> games |
| <input type="radio"/> wind     | <input type="radio"/> ball  |
| 3. It goes up to _____.        | 4. Who likes to swim?       |
| <input type="radio"/> the rim  | _____                       |
| <input type="radio"/> the hill | .....                       |
| <input type="radio"/> the box  | _____                       |



**Day # 4**



Name: \_\_\_\_\_ Week 21 Day 4: Date: \_\_\_\_\_

BCCS-B

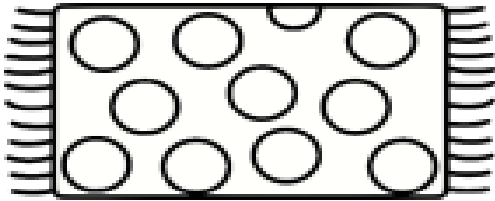
SUNY Cortland

SUNY Morrisville

**Directions:** Say the name of each picture and write the letters in order to write the word.



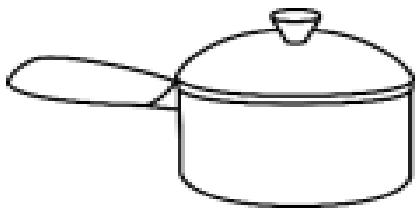
_____	_____	_____
- - - - -	- - - - -	- - - - -
_____	_____	_____



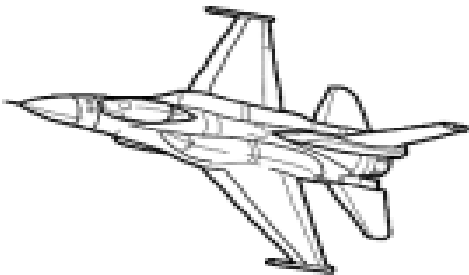
_____	_____	_____
- - - - -	- - - - -	- - - - -
_____	_____	_____



_____	_____	_____
- - - - -	- - - - -	- - - - -
_____	_____	_____



_____	_____	_____
- - - - -	- - - - -	- - - - -
_____	_____	_____



_____	_____	_____
- - - - -	- - - - -	- - - - -
_____	_____	_____

Name: \_\_\_\_\_ Week 21 Day 4: Date: \_\_\_\_\_

BCCS-B

SUNY Cortland SUNY Morrisville

**Directions:** Start at the bottom of the page. Say the name of the picture and write the word on the line by changing letters from the previous word.

ten


START ←

Directions: Read the story. Complete the questions at the bottom of the page.

**-ot**

## Spot Can Trot

Spot is a horse.  
Spot can run.  
Spot can run fast.  
Spot can trot.  
Spot can trot fast.  
Spot wins a lot.  
He is a hot shot!



1. Spot is a \_\_\_\_\_.

- dog
- cat
- horse

2. Spot can trot \_\_\_\_\_.

- away
- fast
- past

3. Spot wins \_\_\_\_\_.


- a ribbon
- a lot
- a pot

4. What is his name?

\_\_\_\_\_  
.....  
\_\_\_\_\_



**Day # 5**



Name: \_\_\_\_\_ Week 21 Day 5: Date: \_\_\_\_\_

BCCS-B

SUNY Cortland SUNY Morrisville

**Directions:** Say the name of each picture and write the letters in order to write the word.



_____	_____	_____
- - - - -	- - - - -	- - - - -
_____	_____	_____



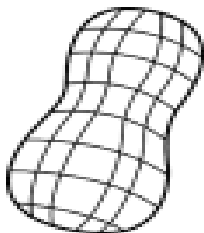
_____	_____	_____
- - - - -	- - - - -	- - - - -
_____	_____	_____



_____	_____	_____
- - - - -	- - - - -	- - - - -
_____	_____	_____



_____	_____	_____
- - - - -	- - - - -	- - - - -
_____	_____	_____




_____	_____	_____
- - - - -	- - - - -	- - - - -
_____	_____	_____

Name: \_\_\_\_\_ Week 21 Day 5: Date: \_\_\_\_\_

BCCS-B

SUNY Cortland SUNY Morrisville

**Directions:** Say the name of each picture. Color the pictures that begin with the same sound.





Name: \_\_\_\_\_ Week 21 Day 5: Date: \_\_\_\_\_

BCCS-B

SUNY Cortland SUNY Morrisville

Directions: Read the story. Complete the questions at the bottom of the page.

**-um**

## Yum! I Like Gum!

Yum! I like gum!  
I like to chew gum.  
I like to chew gum and hum.  
My mum has gum.  
She gives me some.  
Yum! Yum!  
I like to chew gum!



1. I like \_\_\_\_\_.

- plums
- gum
- buns

2. I like to chew and \_\_\_\_\_.

- run
- play
- hum

3. She gives me \_\_\_\_\_.

- some
- plums
- jam

4. Who has gum?

\_\_\_\_\_  
.....  
\_\_\_\_\_