




Name \_\_\_\_\_



**1<sup>st</sup> Grade Reading Mastery Remote Learning Packet  
Week 23**



---

Dear Educator,

My signature is proof that I have reviewed my scholar's work and supported him to the best of my ability to complete all assignments.


\_\_\_\_\_  
(Parent Signature)

\_\_\_\_\_  
(Date)

Parents please note that all academic packets are also available on our website at [www.brighterchoice.org](http://www.brighterchoice.org) under the heading "Remote Learning." All academic packet assignments are mandatory and must be completed by all scholars.



**Day # 1**





Name: \_\_\_\_\_ Week 23 Day 1: Date: \_\_\_\_\_

BCCS-B

RPI Siena Union

Directions: Part 1: Read and write the sentence. Part 2: X out the word "do" and circle the word "no".

Part 3: Read the sentence; circle the word that matches with the sentence

**Part 1:**

shē got a red hat.

Three sets of handwriting lines, each consisting of a solid top line, a dashed middle line, and a solid bottom line, for practicing the sentence.

**Part 2:**

do      nō      gāve      ~~do~~      nō  
do      nō      do      gō      nō  
and      do      the      nō      do      nō  
nō      do      on      nō      do      nō      was      do  
do      did      nō

**Part 3:**

the fish got a hat.  
the cow got a car.

1. the fish got...  
• a hat      • a gōat      • a fish

2. the cow got a...  
• cat      • car      • COW



Name: \_\_\_\_\_ Week 23 Day 1: Date: \_\_\_\_\_

BCCS-B

RPI Siena Union

Directions: Part 1: Read and write the sentence. Part 2: Match the long /e/ sounds with the /n/ sounds and match the /c/ sound with the short /o/ sound.

**Part 1:**

**it is on.**

it is on.

\_\_\_\_\_


\_\_\_\_\_

**Part 2:**

e	n	c	o
c	e	c	c
e	c	e	e
c	e	c	e



**Day # 2**





Name: \_\_\_\_\_ Week 23 Day 2: Date: \_\_\_\_\_

BCCS-B

RPI Siena Union

Directions: Part 1: Write each sound. Part 2: Circle the sentence that matches the picture

**Part 1:**

<b>d</b> _____	<b>c</b> _____
<b>b</b> b b _____	<b>e</b> _____
<b>g</b> _____	<b>r</b> _____


**Part 2:**




a cow can lick mē.  
 the girl got wet.  
 hē has a hat.  
 I have cōrn.



wē will ēat cōrn.  
 I am not fat.  
 a man is on a rōad.  
 shē has socks.



hē has a gōat.  
 the girl is cōld.  
 shē ran in the sand.  
 that dog is mad.



a dog is in a car.  
 shē sat on a log.  
 that is a cop.  
 I can run.



Name: \_\_\_\_\_ Week 23 Day 2: Date: \_\_\_\_\_

BCCS-B

RPI Siena Union

Directions: Part 1: X out the /o/ sound and circle the /th/ sound. Part 2: Match each sound with its pair.  
Part 3: write each sound

**Part 1:**

n	<del>o</del>	th
i		
th	c	o
o	t	th
	n	
th		o
	c	o
t	o	th



**Part 2:**


o.	.f
c.	.o
e.	.t
t.	.e
s.	.c
f.	.s

o	_____
c	_____
t	_____
m	_____
f	_____
e	_____

**Part 3:**



**Day # 3**







Name: \_\_\_\_\_ Week 23 Day 3: Date: \_\_\_\_\_

BCCS-B

RPI Siena Union

Directions: Circle the words that have the long /o/ sound and the short /i/ sound

**a girl and a gōat**

**a girl was on the rōad to a farm. shē**

**met a gōat. shē said, "gō with mē to the**

**farm. wē will pet a pig."**

**the gōat said, "I pet ducks and I**

**pet chicks. I do not pet pigs."**

**the girl said, "it is fun to pet pigs.**

**pigs are fat."**

**the gōat said, "I will not gō to the**


**farm. I will gō to the park and pet**

**a duck."**

**sō the gōat went to the park to pet a**

**duck. and the girl went to the farm to**

**pet a pig.**



Name: \_\_\_\_\_ Week 23 Day 3: Date: \_\_\_\_\_

BCCS-B

RPI Siena Union

Directions: Part 1: Read and write the sentence. Part 2: Circle and match the 2 sounds with their pairs

Part 1:

**hē ■ ātē**

**a ■ fat ■ nut.**

hē ■ ātē



Part 2:

ā o

ā o

ā i

ā a

ā o

m c

n c

h c

m c

a c

r s

h s

r s

a s

ē s


i h

a h


n h

i h

m h



**Day # 4**





Name: \_\_\_\_\_ Week 23 Day 4: Date: \_\_\_\_\_

BCCS-B

RPI Siena Union

Directions: Part 1: Read and write the sentence. Part 2: X out the word "on" and circle the word "so".

Part 3: Read the sentence, circle the word that matches with the sentence

**Part 1:**

The bug bit the log.

Three sets of handwriting lines, each consisting of a solid top line, a dashed middle line, and a solid bottom line, for practicing the sentence.

**Part 2:**

on so on is on so pet  
road so with so men on  
so hit so on on men on  
on no on so

A box containing the word "on" with an 'X' through it and the word "so" circled.

**Part 3:**

the bug got mad.  
so shē bit a log.


1. the bug...

- got big
- got mad
- got sad

2. so shē bit a...

- dog
- lock
- log

Name: \_\_\_\_\_ Week 23 Day 4: Date: \_\_\_\_\_



BCCS-B

RPI Siena Union

Directions: Part 1: X out the short /i/ sound and circle the /t/ sound. Part 2: Match each word with its pair. Part 3: write each sound

**Part 1:**

c    ~~i~~    (t)

i    t    d

  h    n

t    i    t

  o    th

  i

h    t    i

**Part 2:**

and.

fat

is.

hē

hē.

not


not.

and

fat.

is

**Part 3:**



n \_\_\_\_\_

u \_\_\_\_\_

h \_\_\_\_\_


t \_\_\_\_\_

o \_\_\_\_\_

c \_\_\_\_\_



**Day # 5**








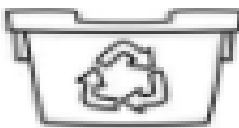

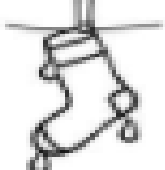




Name: \_\_\_\_\_ Week 23 Day 5: Date: \_\_\_\_\_

BCCS-B

RPI Siena Union


Directions: Find the missing vowel from each picture then circle the correct vowel

 a e i o u	 a e i o u	 a e i o u
 a e i o u	 a e i o u	 a e i o u
 a e i o u	 a e i o u	 a e i o u
 a e i o u	 a e i o u	 a e i o u

© Kidology



Name \_\_\_\_\_



## 1<sup>st</sup> Grade Reading Mastery Remote Learning Packet Week 24



Dear Educator,

My signature is proof that I have reviewed my scholar's work and supported him to the best of my ability to complete all assignments.

\_\_\_\_\_  
(Parent Signature)


\_\_\_\_\_  
(Date)

Parents please note that all academic packets are also available on our website at [www.brighterchoice.org](http://www.brighterchoice.org) under the heading "Remote Learning." All academic packet assignments are mandatory and must be completed by all scholars.





**Day # 1**





Name: \_\_\_\_\_ Week 24 Day 1: Date: \_\_\_\_\_

BCCS-B

RPI Siena Union

Directions: Part 1: Write each sound. Part 2: Match the word with its right picture

**Part 1:**

<b>sh</b> _____	<b>a</b> _____
<b>o</b> _____	<b>v</b> _____
<b>b</b> _____	<b>p</b> _____

**Part 2:**


duck .

•



girl .

•




nose .

•



shack .

•



ear .

•



sheep .

•



pig .

•



car .

•



rug .

•




bug .

•



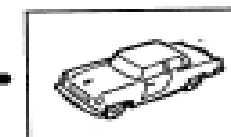
coat .


•



corn .

•





Name: \_\_\_\_\_ Week 24 Day 1: Date: \_\_\_\_\_

BCCS-B

RPI Siena Union

Directions: Part 1: Read and write the sentence. Part 2: Match each word with its pair. Part 3: X out the short /u/ and circle the /h/ sound


Part 1:

hē ■ had ■ a ■ hut.

hē ■ had ■ a ■ nut

in ■ his ■ hut.

hē ■ had ■ a ■ hut.



Part 3:

Part 2:

<u>mud</u>	<u>rat</u>
<u>this</u>	<u>mud</u>
<u>that</u>	<u>this</u>
<u>rat</u>	<u>that</u>

u



g

u

h

o

h

ā

g


u


h

c



**Day # 2**





Name: \_\_\_\_\_ Week 24 Day 2: Date: \_\_\_\_\_

BCCS-B

RPI Siena Union

Directions: Part 1: Read and write the sentence. Part 2: X out the word "big" and circle the word "bug".  
Part 3: Read the sentence, circle the word that matches with the sentence

**Part 1:**

shē āte the log.

\_\_\_\_\_

\_\_\_\_\_

\_\_\_\_\_

\_\_\_\_\_

**Part 2:**

bug big in ~~big~~ (bug)

car big fat bug big

bug bit was big bug cow shē bug

**Part 3:**

a big bug met a little bug.

hē said, "let's gō ēat."

1. a big bug met a little...

•big •dog •bug


2. hē said, "let's gō..."

•hōme •ēat •slēēp

Name: \_\_\_\_\_ Week 24 Day 2: Date: \_\_\_\_\_

BCCS-B

RPI Siena Union



Directions: Part 1: Read and write the sentence. Part 2: Match and circle the 2 sounds with its pairs

**Part 1:**

**hē - is - in**

**thē - sun.**

hē - is - in


\_\_\_\_\_

**Part 2:**

t	f	a	f	d	f	t	f	s	f
i	i	i	i	s	i	r	i	i	
a	d	a	a	a	d	a	ā	a	d
h	n	ē	n	s	n	t	n	h	n



**Day # 3**





Name: \_\_\_\_\_ Week 24 Day 3: Date: \_\_\_\_\_

BCCS-B


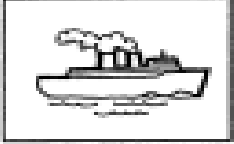




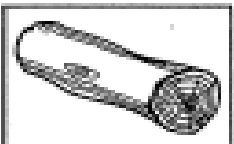





RPI Siena Union

Directions: Part 1: Write each sound. Part 2: Match the word with its right picture

**Part 1:**


<b>I</b> _____	<b>ō</b> _____
<b>b</b> _____	<b>ch</b> _____
<b>k</b> _____	<b>h</b> _____

**Part 2:**

<u>dog</u> .	• 	<u>feet</u> .	• 
<u>gāte</u> .	• 	<u>ship</u> .	• 
<u>rōad</u> .	• 	<u>fish</u> .	• 
<u>lāke</u> .	• 	<u>hat</u> .	• 
<u>log</u> .	• 	<u>gōat</u> .	• 
<u>rāke</u> .	• 	<u>cōrn</u> .	• 



Name: \_\_\_\_\_ Week 24 Day 3: Date: \_\_\_\_\_



BCCS-B

RPI Siena Union

Directions: Part 1: X out the short /u/ sound and circle the /n/ sound. Part 2: Match each word with its pair. Part 3: write each sound

**Part 1:**

h    ~~u~~    (n)

u    m    o

      n    u

u    h    t    n

i    n    u

c            n



**Part 2:**

sat.	mad
man.	fin
not.	man
mad.	sat
fin.	not

**Part 3:**

n \_\_\_\_\_

h \_\_\_\_\_

u \_\_\_\_\_


a \_\_\_\_\_


m \_\_\_\_\_

s \_\_\_\_\_



**Day # 4**





Name: \_\_\_\_\_ Week 24 Day 4: Date: \_\_\_\_\_

BCCS-B

RPI Siena Union

Directions: Part 1: Read and write the sentence. Part 2: X out the word "get" and circle the word "pet".  
Part 3: Read the sentence, circle the word that matches with the sentence

**Part 1:**

The bug was on a dog.

Handwriting practice lines consisting of a solid top line, a dashed middle line, and a solid bottom line, with arrows at the end of each line.

**Part 2:**

get                      pet                      ~~get~~                      (pet)

pot                      get                      pet                      gāve

pet                      if                      get                      sō                      get                      pet                      now

pet                      get                      pet                      sō                      get                      pet                      nēēd                      get

**Part 3:**

the dog said, "I am a dog.


I am not a bus."

1. the dog said, "I am a..."

•log                      •frog                      •dog

2. I am not a..."

•bug                      •bus                      •bēē



Name: \_\_\_\_\_ Week 24 Day 4: Date: \_\_\_\_\_

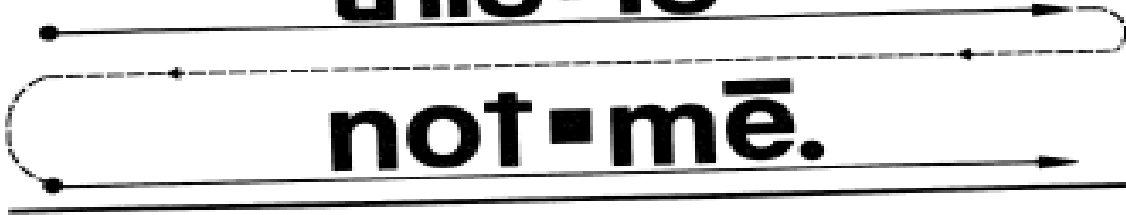
BCCS-B

RPI Siena Union

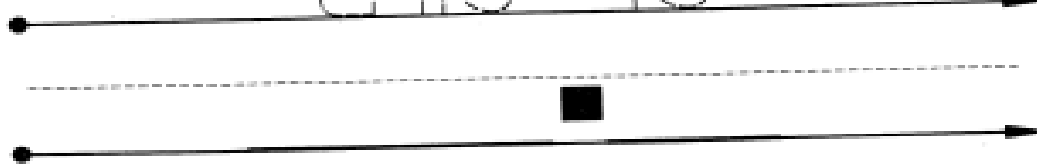
Directions: Part 1: Read and write the sentence. Part 2: Match the long /a/ sounds with the long /e/ sounds and match the /n/ sound with the short /o/ sound.

**Part 1:**

**this is**



this is



**Part 2:**

**ā ē**

**n o**

**ā**

**n**

**ā**

**n**

**n**

**ā**

**ā**

**n**

**ā**


**n**

**n**

**ā**



**Day # 5**



Name: \_\_\_\_\_ Week 24 Day 5: Date: \_\_\_\_\_

BCCS-B

RPI Siena Union

Directions: Use the key below to color the picture.

Short a: orange    Short i: red    ★: yellow  
Short e: blue    Short o: purple    Short u: green

