



Name _____

27

1st Grade Math Remote Learning Packet

Week 27



Dear Educator,

My signature is proof that I have reviewed my scholar's work and supported him to the best of my ability to complete all assignments.


(Parent Signature)

(Date)

Parents please note that all academic packets are also available on our website at www.brighterchoice.org under the heading "Remote Learning." All academic packet assignments are mandatory and must be completed by all scholars.



Day # 1



Name: _____

Week 27 Day 1 Date: _____

BCCS-B

RPI SIENA UNION

Fluency

Wait for the teacher to say *GO!* Finish as many problems as you can.

1.	$3 - 3 = \square$		16.	$13 - 1 = \square$	
2.	$13 - 3 = \square$		17.	$13 - 2 = \square$	
3.	$3 - 2 = \square$		18.	$14 - 3 = \square$	
4.	$13 - 2 = \square$		19.	$14 - 4 = \square$	
5.	$4 - 2 = \square$		20.	$14 - 10 = \square$	
6.	$14 - 2 = \square$		21.	$17 - 5 = \square$	
7.	$4 - 3 = \square$		22.	$17 - 6 = \square$	
8.	$14 - 3 = \square$		23.	$17 - 10 = \square$	
9.	$14 - 10 = \square$		24.	$8 - \square = 5$	
10.	$7 - 6 = \square$		25.	$18 - \square = 15$	
11.	$17 - 6 = \square$		26.	$18 - \square = 13$	
12.	$17 - 10 = \square$		27.	$19 - \square = 12$	

Name: _____







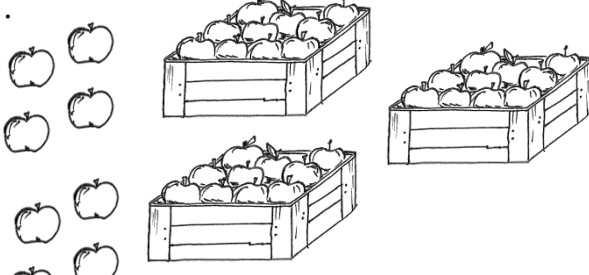
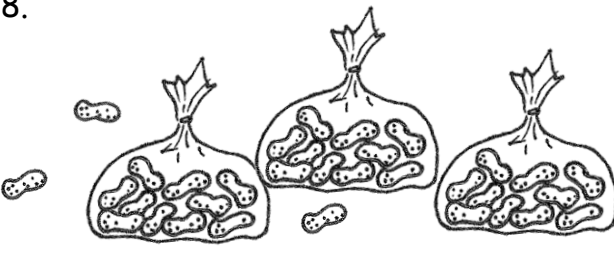
Week 27 Day 1 Date: _____

BCCS-B

RPI SIENA UNION

Problem Set 1

Circle groups of 10. Write the number to show the total amount of objects.

<p>1. </p> <p>There are _____ grapes.</p>	<p>2. </p> <p>There are _____ carrots.</p>
<p>3. </p> <p>There are _____ apples.</p>	<p>4. </p> <p>There are _____ peanuts.</p>
<p>5. </p> <p>There are _____ grapes.</p>	<p>6. </p> <p>There are _____ carrots.</p>
<p>7. </p> <p>There are _____ apples.</p>	<p>8. </p> <p>There are _____ peanuts.</p>

Name: _____

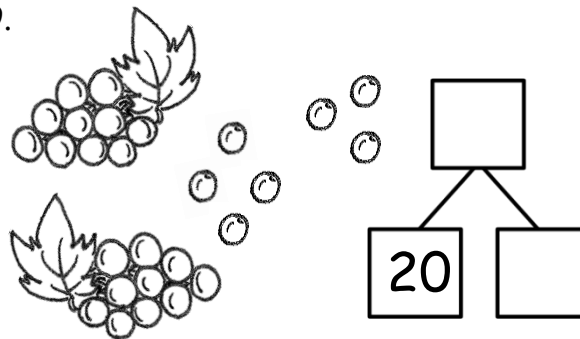
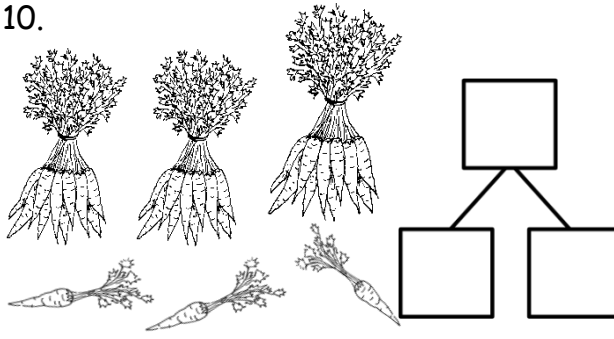
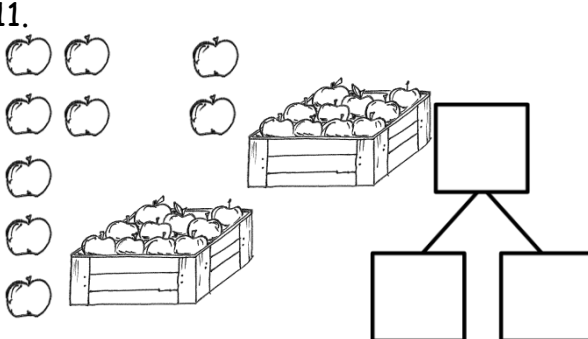
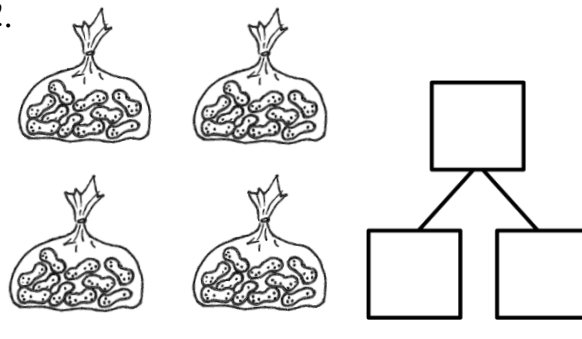
Week 27 Day 1 Date: _____

BCCS-B

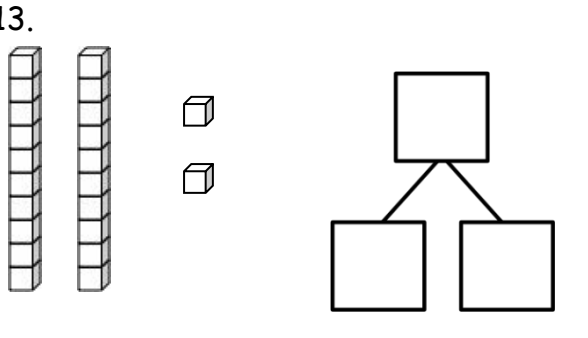
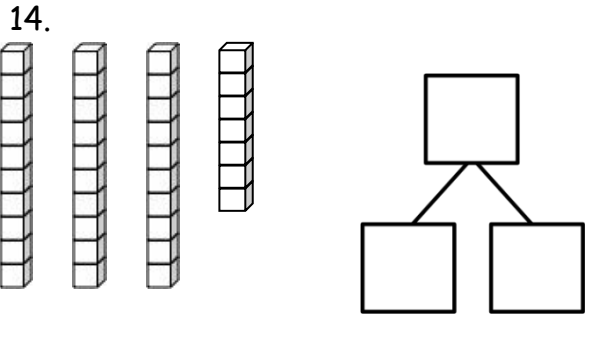
RPI SIENA UNION

Problem Set 2

Make a number bond to show tens and ones.

<p>9.</p> 	<p>10.</p> 
<p>11.</p> 	<p>12.</p> 

Make a number bond to show tens and ones. Circle tens to help.

<p>13.</p> 	<p>14.</p> 
--	---

Name: _____


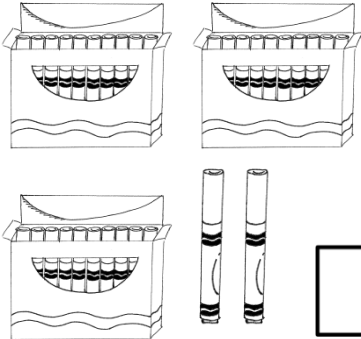
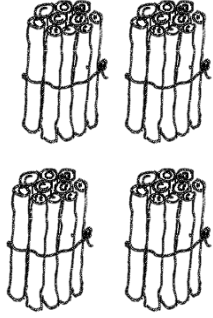
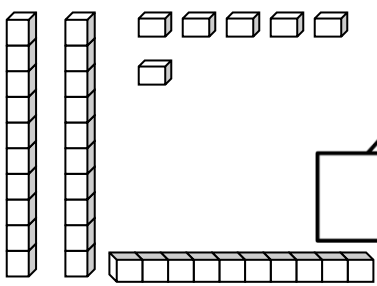
Week 27 Day 1 Date: _____

BCCS-B

RPI SIENA UNION

Exit Ticket

Complete the number bonds.

<p>1.</p>  <p>A number bond diagram with a top box and two bottom boxes.</p>	<p>2.</p>  <p>A number bond diagram with a top box and two bottom boxes.</p>
<p>3.</p>  <p>A number bond diagram with a top box and two bottom boxes.</p>	<p>4.</p>  <p>A number bond diagram with a top box and two bottom boxes.</p>

Name: _____

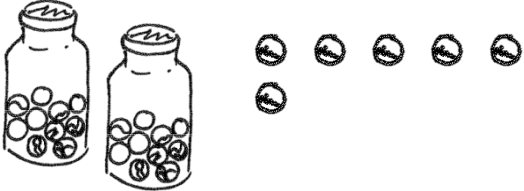
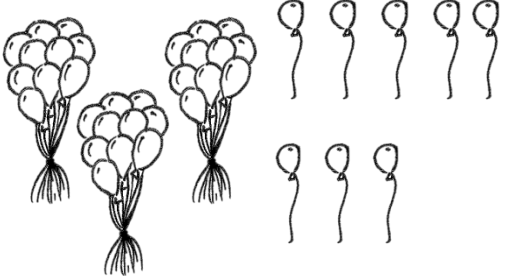

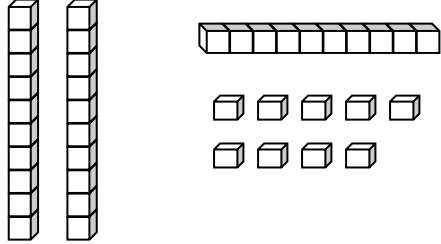
Week 27 Day 1 Date: _____

BCCS-B

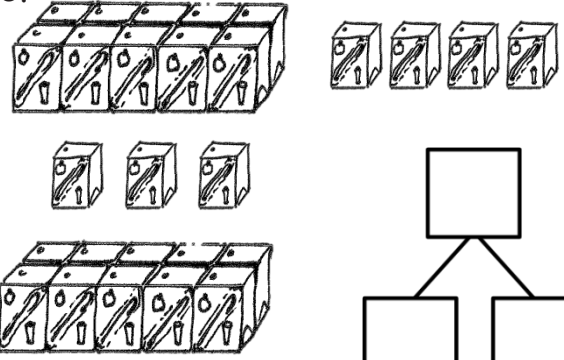
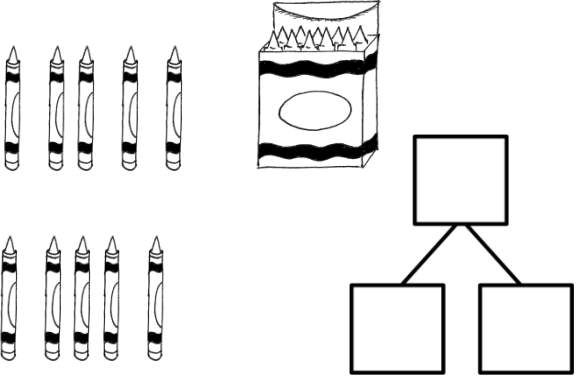
RPI SIENA UNION

Homework

Circle groups of 10. Write the number to show the total amount of objects.


<p>1.</p>  <p>There are _____ marbles.</p>	<p>2.</p>  <p>There are _____ balloons.</p>
<p>3.</p>  <p>There are _____ straws.</p>	<p>4.</p>  <p>There are _____ cubes.</p>

Make a number bond to show tens and ones. Circle tens to help. Write the number to show the total amount of objects.

<p>5.</p>  <p>There are _____ juice boxes.</p>	<p>6.</p>  <p>There are _____ crayons.</p>
---	--



Day # 2



Name: _____

Week 27 Day 2 Date: _____

BCCS-B

RPI SIENA UNION

Fluency

Wait for the teacher to say **GO!** Finish as many problems as you can.

1.	$2 - 2 = \square$		16.	$14 - 1 = \square$	
2.	$12 - 2 = \square$		17.	$14 - 2 = \square$	
3.	$2 - 1 = \square$		18.	$15 - 3 = \square$	
4.	$12 - 1 = \square$		19.	$15 - 4 = \square$	
5.	$3 - 3 = \square$		20.	$15 - 10 = \square$	
6.	$13 - 3 = \square$		21.	$18 - 5 = \square$	
7.	$3 - 2 = \square$		22.	$18 - 6 = \square$	
8.	$13 - 2 = \square$		23.	$18 - 10 = \square$	
9.	$13 - 10 = \square$		24.	$7 - \square = 5$	
10.	$6 - 5 = \square$		25.	$17 - \square = 15$	
11.	$16 - 5 = \square$		26.	$17 - \square = 13$	
12.	$16 - 10 = \square$		27.	$19 - \square = 13$	

Name: _____


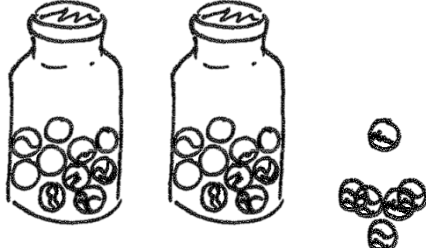
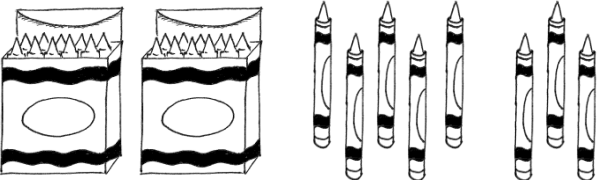
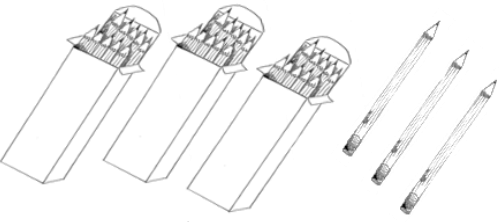
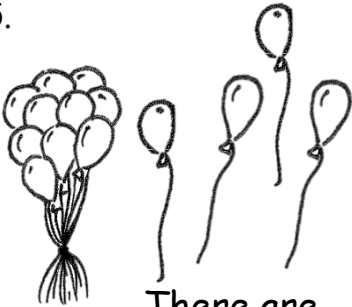

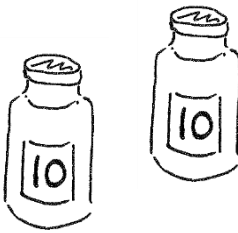
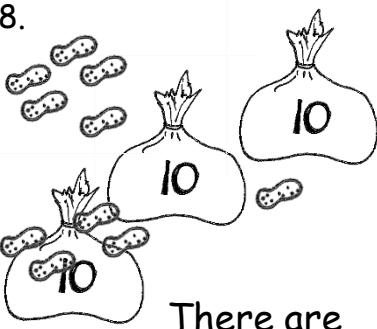
Week 27 Day 2 Date: _____

BCCS-B

RPI SIENA UNION

Problem Set 1

Write the tens and ones and say the numbers. Complete the statement.

<p>1.</p>  <p>17 = _____ ten _____ ones</p>	<p>2.</p>  <p>26 = _____ tens _____ ones</p>								
<p>3.</p>  <p>28 = _____ tens _____ ones</p>	<p>4.</p>  <p>_____ tens _____ ones = 33</p>								
<p>5.</p>  <table border="1" data-bbox="617 1144 820 1333"><thead><tr><th>tens</th><th>ones</th></tr></thead><tbody><tr><td> </td><td> </td></tr></tbody></table> <p>There are _____ balloons.</p>	tens	ones			<p>6.</p>  <table border="1" data-bbox="1274 1144 1477 1323"><thead><tr><th>tens</th><th>ones</th></tr></thead><tbody><tr><td> </td><td> </td></tr></tbody></table> <p>There are _____ flowers.</p>	tens	ones		
tens	ones								
tens	ones								
<p>7.</p>  <table border="1" data-bbox="617 1512 820 1690"><thead><tr><th>tens</th><th>ones</th></tr></thead><tbody><tr><td> </td><td> </td></tr></tbody></table> <p>There are _____ marbles.</p>	tens	ones			<p>8.</p>  <table border="1" data-bbox="1274 1501 1477 1690"><thead><tr><th>tens</th><th>ones</th></tr></thead><tbody><tr><td> </td><td> </td></tr></tbody></table> <p>There are _____ peanuts.</p>	tens	ones		
tens	ones								
tens	ones								

Name: _____

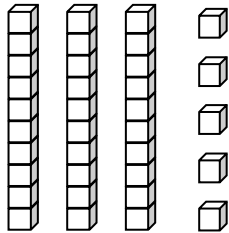
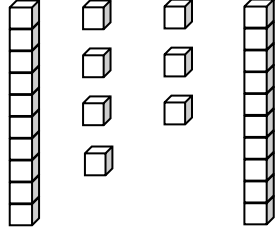
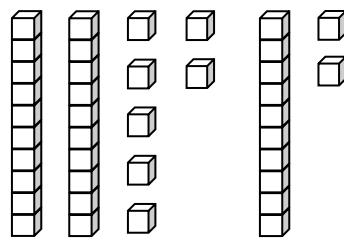
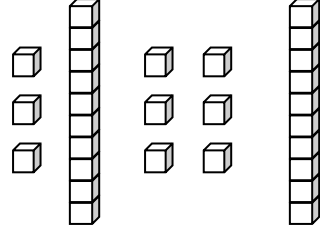
Week 27 Day 2 Date: _____

BCCS-B

RPI SIENA UNION

Problem Set 2

Write the tens and ones. Complete the statement.

<p>9.</p>  <table border="1" style="margin-left: auto; margin-right: auto;"><thead><tr><th style="padding: 5px;">tens</th><th style="padding: 5px;">ones</th></tr></thead><tbody><tr><td style="height: 40px;"></td><td style="height: 40px;"></td></tr></tbody></table> <p style="text-align: center;">There are _____ cubes.</p>	tens	ones			<p>10.</p>  <table border="1" style="margin-left: auto; margin-right: auto;"><thead><tr><th style="padding: 5px;">tens</th><th style="padding: 5px;">ones</th></tr></thead><tbody><tr><td style="height: 40px;"></td><td style="height: 40px;"></td></tr></tbody></table> <p style="text-align: center;">There are _____ cubes.</p>	tens	ones		
tens	ones								
tens	ones								
<p>11.</p>  <table border="1" style="margin-left: auto; margin-right: auto;"><thead><tr><th style="padding: 5px;">tens</th><th style="padding: 5px;">ones</th></tr></thead><tbody><tr><td style="height: 40px;"></td><td style="height: 40px;"></td></tr></tbody></table> <p style="text-align: center;">There are _____ cubes.</p>	tens	ones			<p>12.</p>  <table border="1" style="margin-left: auto; margin-right: auto;"><thead><tr><th style="padding: 5px;">tens</th><th style="padding: 5px;">ones</th></tr></thead><tbody><tr><td style="height: 40px;"></td><td style="height: 40px;"></td></tr></tbody></table> <p style="text-align: center;">There are _____ cubes.</p>	tens	ones		
tens	ones								
tens	ones								

Write the missing numbers. Say them the regular way and the Say Ten way.

<p>13.</p> <table border="1" style="margin-left: auto; margin-right: auto;"><thead><tr><th style="padding: 5px;">tens</th><th style="padding: 5px;">ones</th></tr></thead><tbody><tr><td style="height: 40px;"></td><td style="height: 40px;"></td></tr></tbody></table> <p style="text-align: center;">➔ <u>35</u></p>	tens	ones			<p>14.</p> <table border="1" style="margin-left: auto; margin-right: auto;"><thead><tr><th style="padding: 5px;">tens</th><th style="padding: 5px;">ones</th></tr></thead><tbody><tr><td style="text-align: center; padding: 5px;">2</td><td style="text-align: center; padding: 5px;">7</td></tr></tbody></table> <p style="text-align: center;">➔ _____</p>	tens	ones	2	7
tens	ones								
tens	ones								
2	7								
<p>15.</p> <table border="1" style="margin-left: auto; margin-right: auto;"><thead><tr><th style="padding: 5px;">tens</th><th style="padding: 5px;">ones</th></tr></thead><tbody><tr><td style="text-align: center; padding: 5px;">3</td><td style="text-align: center; padding: 5px;">9</td></tr></tbody></table> <p style="text-align: center;">➔ _____</p>	tens	ones	3	9	<p>16.</p> <table border="1" style="margin-left: auto; margin-right: auto;"><thead><tr><th style="padding: 5px;">tens</th><th style="padding: 5px;">ones</th></tr></thead><tbody><tr><td style="height: 40px;"></td><td style="height: 40px;"></td></tr></tbody></table> <p style="text-align: center;">➔ <u>29</u></p>	tens	ones		
tens	ones								
3	9								
tens	ones								

Name: _____

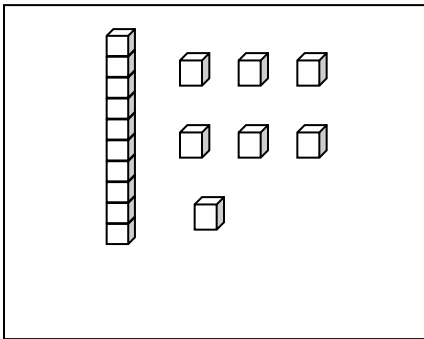
Week 27 Day 2 Date: _____

BCCS-B

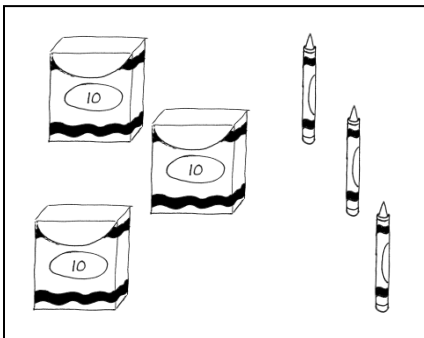
RPI SIENA UNION

Exit Ticket

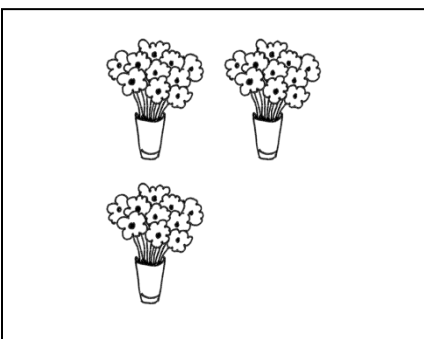
Match the picture to the place value chart that shows the correct tens and ones.



tens	ones
4	0



tens	ones
1	7



tens	ones
3	3

Name: _____

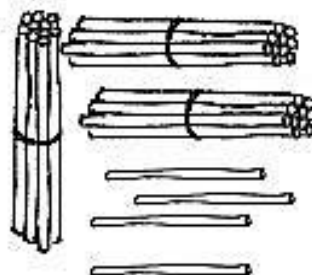


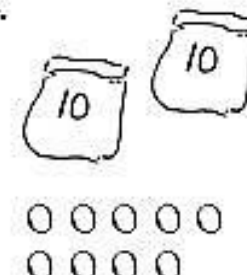
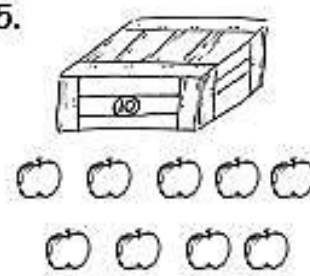
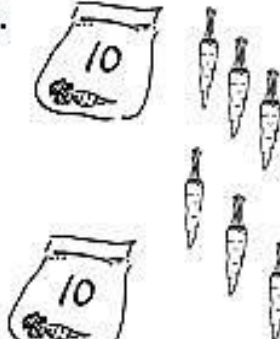
Week 25 Day 2 Date: _____

BCCS-B

RPI SIENA UNION


Homework

Write the tens and ones and complete the statement.

<p>1. </p> <table border="1" data-bbox="568 441 812 693"><thead><tr><th>tens</th><th>ones</th></tr></thead><tbody><tr><td> </td><td> </td></tr></tbody></table> <p>There are _____ straws.</p>	tens	ones			<p>2. </p> <table border="1" data-bbox="1201 441 1445 693"><thead><tr><th>tens</th><th>ones</th></tr></thead><tbody><tr><td> </td><td> </td></tr></tbody></table> <p>There are _____ peanuts.</p>	tens	ones		
tens	ones								
tens	ones								
<p>3. </p> <table border="1" data-bbox="568 945 812 1197"><thead><tr><th>tens</th><th>ones</th></tr></thead><tbody><tr><td> </td><td> </td></tr></tbody></table> <p>There are _____ strawberries.</p>	tens	ones			<p>4. </p> <table border="1" data-bbox="1201 945 1445 1197"><thead><tr><th>tens</th><th>ones</th></tr></thead><tbody><tr><td> </td><td> </td></tr></tbody></table> <p>There are _____ beads.</p>	tens	ones		
tens	ones								
tens	ones								
<p>5. </p> <table border="1" data-bbox="568 1428 812 1680"><thead><tr><th>tens</th><th>ones</th></tr></thead><tbody><tr><td> </td><td> </td></tr></tbody></table> <p>There are _____ apples.</p>	tens	ones			<p>6. </p> <table border="1" data-bbox="1201 1428 1445 1680"><thead><tr><th>tens</th><th>ones</th></tr></thead><tbody><tr><td> </td><td> </td></tr></tbody></table> <p>There are _____ carrots.</p>	tens	ones		
tens	ones								
tens	ones								



Day # 3



Name: _____

Week 27 Day 3 Date: _____

BCCS-B

RPI SIENA UNION

Fluency

Wait for the teacher to say *GO!* Finish as many problems as you can.

$5 + 2 = \square$		16.	$13 + 6 = \square$	
$15 + 2 = \square$		17.	$3 + 16 = \square$	
$2 + 5 = \square$		18.	$19 - 2 = \square$	
$12 + 5 = \square$		19.	$19 - 7 = \square$	
$7 - 2 = \square$		20.	$4 + 15 = \square$	
$17 - 2 = \square$		21.	$14 + 5 = \square$	
$7 - 5 = \square$		22.	$18 - 6 = \square$	
$17 - 5 = \square$		23.	$18 - 2 = \square$	
$4 + 3 = \square$		24.	$13 + \square = 19$	
$14 + 3 = \square$		25.	$\square - 6 = 13$	
$3 + 4 = \square$		26.	$14 + \square = 19$	
$13 + 4 = \square$		27.	$\square - 4 = 15$	
$7 - 4 = \square$		28.	$\square - 5 = 14$	

Name: _____






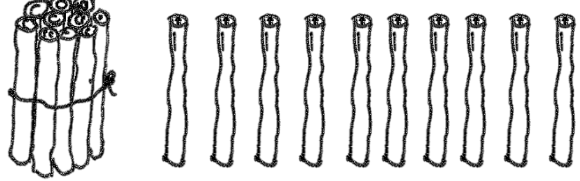
Week 27 Day 3 Date: _____

BCCS-B

RPI SIENA UNION

Problem Set 1

Count as many tens as you can. Complete each statement. Say the numbers and the sentences.

<p>1.</p>  <p>_____ ten _____ ones is the same as _____ ones.</p>	<p>2.</p>  <p>_____ tens _____ ones is the same as _____ ones.</p>
<p>3.</p>  <p>_____ tens _____ ones is the same as _____ ones.</p>	<p>4.</p>  <p>_____ tens _____ ones is the same as _____ ones.</p>
<p>5.</p>  <p>_____ tens _____ ones is the same as _____ ones.</p>	<p>6.</p>  <p>_____ ten _____ ones is the same as _____ ones.</p>

Name: _____

BCCS-B

Problem Set 2

Week 27 Day 3 Date: _____

RPI SIENA UNION

Match.

7. 3 tens 2 ones

29 ones

8.

tens	ones
1	7

40 ones

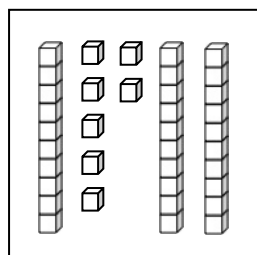
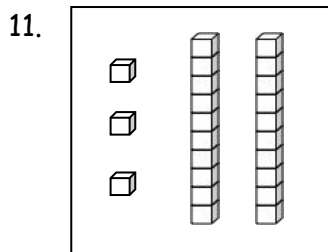
23 ones

9. 37 ones

32 ones

10. 4 tens

17 ones



12. 9 ones 2 tens

Name: _____

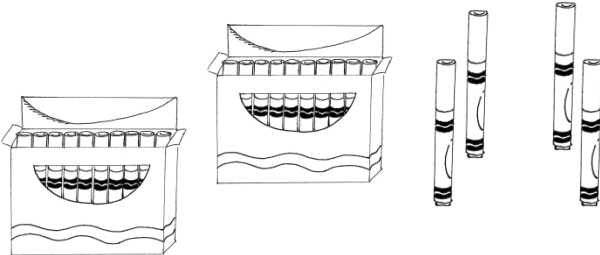
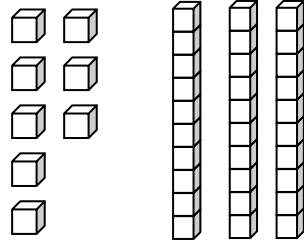
Week 27 Day 3 Date: _____

BCCS-B

RPI SIENA UNION

Exit Ticket

Count as many tens as you can. Complete each statement. Say the numbers and the sentences.

<p>1.</p>  <p>_____ tens _____ ones is the same as _____ ones.</p>	<p>2.</p>  <p>_____ tens _____ ones is the same as _____ ones.</p>
---	--

Fill in the missing numbers.

3. **27** →

tens	ones

 → _____ ones

Name: _____


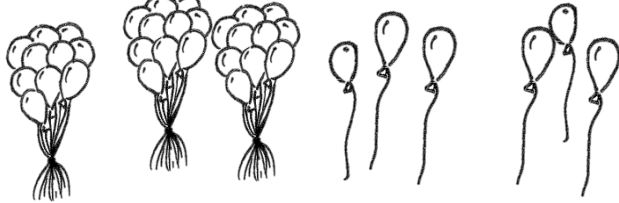

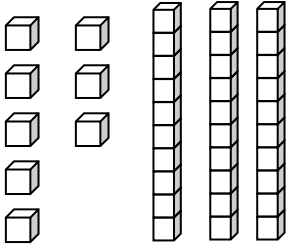
Week 27 Day 3 Date: _____

BCCS-B

RPI SIENA UNION

Homework 1

Count as many tens as you can. Complete each statement. Say the numbers and the sentences.

<p>1.</p>  <p>_____ tens _____ ones is the same as _____ ones.</p>	<p>2.</p>  <p>_____ tens _____ ones is the same as _____ ones.</p>
<p>3.</p>  <p>_____ tens _____ ones is the same as _____ ones.</p>	<p>4.</p>  <p>_____ tens _____ ones is the same as _____ ones.</p>

Fill in the missing numbers.


5. _____ →

tens	ones
2	9

 → _____ ones



Day # 4



Name: _____

Week 27 Day 4 Date: _____

BCCS-B

RPI SIENA UNION

Fluency

Wait for the teacher to say **GO!** Finish as many problems as you can.

1.	$5 + 1 = \square$		16.	$12 + 7 = \square$	
2.	$15 + 1 = \square$		17.	$2 + 17 = \square$	
3.	$1 + 5 = \square$		18.	$18 - 2 = \square$	
4.	$11 + 5 = \square$		19.	$18 - 6 = \square$	
5.	$6 - 1 = \square$		20.	$3 + 16 = \square$	
6.	$16 - 1 = \square$		21.	$13 + 6 = \square$	
7.	$6 - 5 = \square$		22.	$17 - 4 = \square$	
8.	$16 - 5 = \square$		23.	$17 - 3 = \square$	
9.	$4 + 5 = \square$		24.	$12 + \square = 18$	
10.	$14 + 5 = \square$		25.	$\square - 6 = 12$	
11.	$5 + 4 = \square$		26.	$13 + \square = 19$	
12.	$15 + 4 = \square$		27.	$\square - 3 = 16$	
13.	$9 - 4 = \square$		28.	$\square - 3 = 17$	
14.	$19 - 4 = \square$		29.	$11 + 6 = 19 - \square$	
15.	$19 - 5 = \square$		30.	$19 - 5 = \square + 3$	

Name: _____


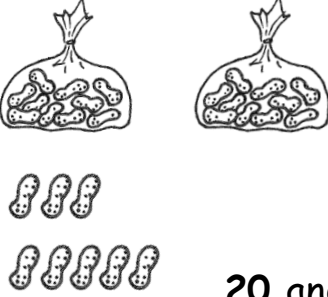
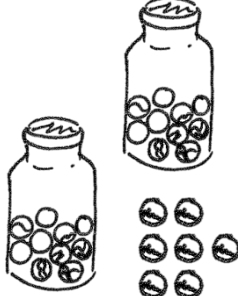
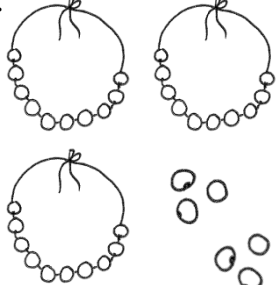


Week 27 Day 4 Date: _____

BCCS-B

RPI SIENA UNION

Problem Set 1

Fill in the number bond. Complete the sentences.

<p>1.</p>  <p>20</p> <p>3</p> <p>20 and 3 make ____.</p> <p>$20 + 3 =$ ____</p>	<p>2.</p>  <p>20 and 8 make ____.</p> <p>$20 + 8 =$ ____</p>
<p>3.</p>  <p>20 + 7 = ____</p> <p>7 more than 20 is ____.</p>	<p>4.</p>  <p>30 + 6 = ____</p> <p>6 more than 30 is ____.</p>
<p>5.</p>  <p>5 + 20 = ____</p> <p>20 more than 5 is ____.</p>	<p>6.</p>  <p>8 + 30 = ____</p> <p>30 more than 8 is ____.</p>

Name: _____


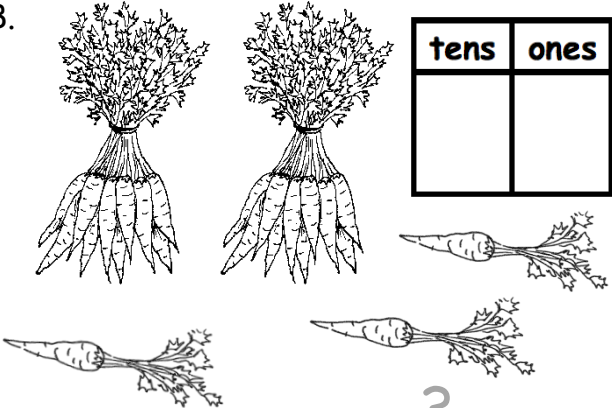
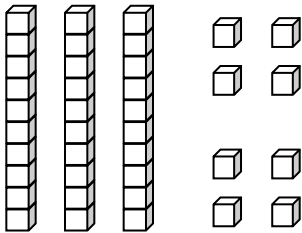
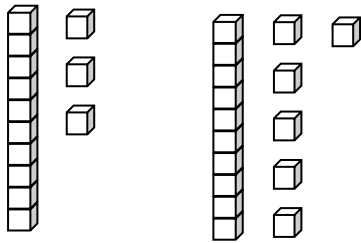
Week 27 Day 4 Date: _____

BCCS-B

RPI SIENA UNION

Problem Set 2

Write the tens and ones. Then, write an addition sentence to add the tens and ones.

<p>7.</p>  <table border="1" style="margin-left: auto; margin-right: auto;"><thead><tr><th>tens</th><th>ones</th></tr></thead><tbody><tr><td style="text-align: center;">1</td><td style="text-align: center;">4</td></tr></tbody></table> <p style="text-align: center;"><u>10</u> + <u>4</u> = _____</p>	tens	ones	1	4	<p>8.</p>  <table border="1" style="margin-left: auto; margin-right: auto;"><thead><tr><th>tens</th><th>ones</th></tr></thead><tbody><tr><td style="height: 40px;"></td><td style="height: 40px;"></td></tr></tbody></table> <p style="text-align: center;">_____ + <u>3</u> = _____</p>	tens	ones		
tens	ones								
1	4								
tens	ones								
<p>9.</p>  <table border="1" style="margin-left: auto; margin-right: auto;"><thead><tr><th>tens</th><th>ones</th></tr></thead><tbody><tr><td style="height: 40px;"></td><td style="height: 40px;"></td></tr></tbody></table> <p style="text-align: center;">_____ = <u>30</u> + _____</p>	tens	ones			<p>10.</p>  <table border="1" style="margin-left: auto; margin-right: auto;"><thead><tr><th>tens</th><th>ones</th></tr></thead><tbody><tr><td style="height: 40px;"></td><td style="height: 40px;"></td></tr></tbody></table> <p style="text-align: center;">_____ = <u>20</u> + _____</p>	tens	ones		
tens	ones								
tens	ones								

Name: _____


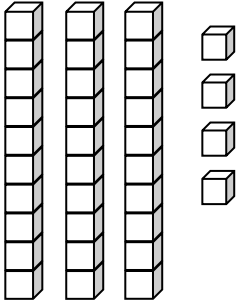
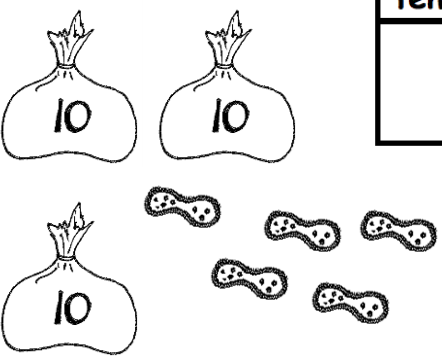
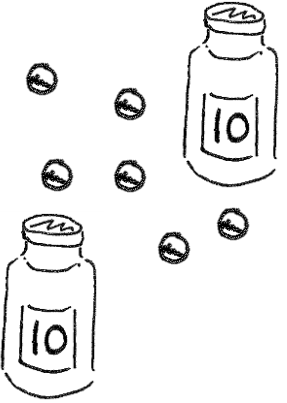
Week 27 Day 4 Date: _____

BCCS-B

RPI SIENA UNION

Exit Ticket

Write the tens and ones. Then, write an addition sentence to add the tens and ones.

<p>1.</p>  <table border="1" data-bbox="625 483 820 661"><thead><tr><th>tens</th><th>ones</th></tr></thead><tbody><tr><td> </td><td> </td></tr></tbody></table> <p><u>10</u> + <u> </u> = <u> </u></p>	tens	ones			<p>2.</p>  <table border="1" data-bbox="1274 483 1469 661"><thead><tr><th>tens</th><th>ones</th></tr></thead><tbody><tr><td> </td><td> </td></tr></tbody></table> <p><u> </u> + <u>4</u> = <u> </u></p>	tens	ones		
tens	ones								
tens	ones								
<p>3.</p>  <table border="1" data-bbox="625 924 820 1102"><thead><tr><th>tens</th><th>ones</th></tr></thead><tbody><tr><td> </td><td> </td></tr></tbody></table> <p><u> </u> = <u>30</u> + <u> </u></p>	tens	ones			<p>4.</p>  <table border="1" data-bbox="1274 924 1469 1102"><thead><tr><th>tens</th><th>ones</th></tr></thead><tbody><tr><td> </td><td> </td></tr></tbody></table> <p><u> </u> = <u>6</u> + <u> </u></p>	tens	ones		
tens	ones								
tens	ones								

Name: _____


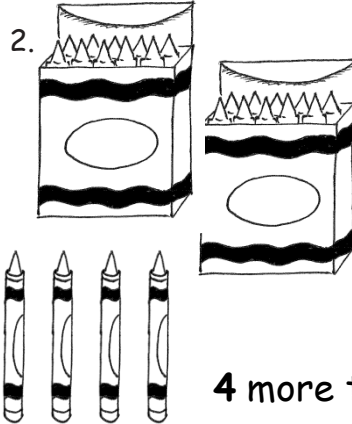
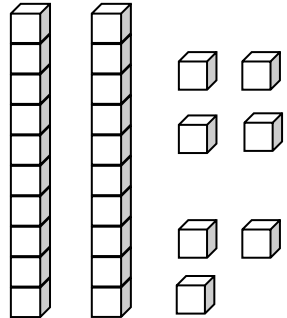
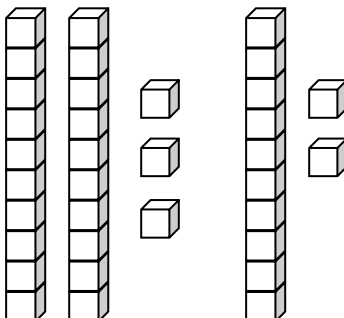
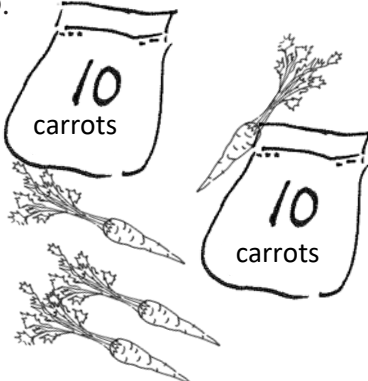
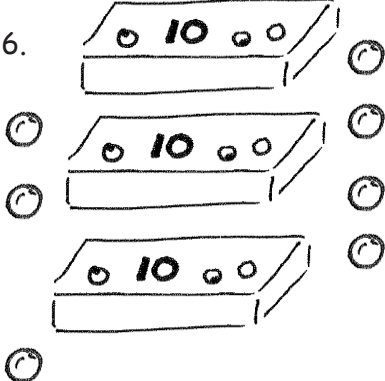
Week 27 Day 4 Date: _____

BCCS-B

RPI SIENA UNION


Homework

Fill in the number bond, or write the tens and ones. Complete the addition sentences.

<p>1.</p>  <table border="1" data-bbox="565 499 831 751"><tr><td> </td><td> </td></tr><tr><td> </td><td> </td></tr></table> <p>$3 + 20 = \underline{\quad}$</p> <p>20 more than 3 is $\underline{\quad}$.</p>					<p>2.</p>  <table border="1" data-bbox="1209 504 1481 756"><tr><td> </td><td> </td></tr><tr><td> </td><td> </td></tr></table> <p>$20 + 4 = \underline{\quad}$</p> <p>4 more than 20 is $\underline{\quad}$.</p>				
<p>3.</p>  <table border="1" data-bbox="625 976 831 1155"><thead><tr><th>tens</th><th>ones</th></tr></thead><tbody><tr><td> </td><td> </td></tr></tbody></table> <p>$7 + 20 = \underline{\quad}$</p>	tens	ones			<p>4.</p>  <table border="1" data-bbox="1266 976 1472 1155"><thead><tr><th>tens</th><th>ones</th></tr></thead><tbody><tr><td> </td><td> </td></tr></tbody></table> <p>$\underline{\quad} + 30 = \underline{\quad}$</p>	tens	ones		
tens	ones								
tens	ones								
<p>5.</p>  <table border="1" data-bbox="625 1449 831 1627"><thead><tr><th>tens</th><th>ones</th></tr></thead><tbody><tr><td> </td><td> </td></tr></tbody></table> <p>$20 + \underline{\quad} = \underline{\quad}$</p>	tens	ones			<p>6.</p>  <table border="1" data-bbox="1266 1449 1472 1627"><thead><tr><th>tens</th><th>ones</th></tr></thead><tbody><tr><td> </td><td> </td></tr></tbody></table> <p>$\underline{\quad} + \underline{\quad} = \underline{\quad}$</p>	tens	ones		
tens	ones								
tens	ones								



Day # 5



Name: _____

Week 25 Day 5 Date: _____

BCCS-B

RPI SIENA UNION

Homework

Purrfect Place Value



1. Circle the numbers that has a 4 in the ones place.

24 43 34 14 78 65 12 34

2. Circle the numbers that has a 6 in the tens place.

61 36 90 66 51 36 69 16

3. Circle the numbers that has a 8 in the ones place.

81 78 98 42 58 27 88 80

4. Circle the numbers that has a 7 in the tens place.

65 72 17 47 77 37 64 70

5. Circle the numbers that has a 0 in the ones place.

10 15 40 92 50 90 99 81

6. Circle the numbers that has a 1 in the tens place.

11 17 41 13 81 30 91 10

7. Circle the numbers that has a 5 in the ones place.

15 55 57 95 44 36 75 50

8. Circle the numbers that has a 9 in the tens place.

19 99 29 90 94 49 91 94



Name _____

1st Grade Math Remote Learning Packet

Week 28



Dear Educator,

My signature is proof that I have reviewed my scholar's work and supported him to the best of my ability to complete all assignments.


(Parent Signature)

(Date)

Parents please note that all academic packets are also available on our website at www.brighterchoice.org under the heading "Remote Learning." All academic packet assignments are mandatory and must be completed by all scholars.



Day # 1



Name: _____

Week 28 Day 1 Date: _____

BCCS-B

RPI SIENA UNION

Fluency

Wait for the teacher to say **GO!** Finish as many problems as you can.

1.	$17 - 1 = \square$		16.	$19 - 9 = \square$	
2.	$15 - 1 = \square$		17.	$18 - 9 = \square$	
3.	$19 - 1 = \square$		18.	$11 - 9 = \square$	
4.	$15 - 2 = \square$		19.	$16 - 5 = \square$	
5.	$17 - 2 = \square$		20.	$15 - 5 = \square$	
6.	$18 - 2 = \square$		21.	$14 - 5 = \square$	
7.	$18 - 3 = \square$		22.	$12 - 5 = \square$	
8.	$18 - 5 = \square$		23.	$12 - 6 = \square$	
9.	$17 - 5 = \square$		24.	$14 - \square = 11$	
10.	$19 - 5 = \square$		25.	$14 - \square = 10$	
11.	$17 - 7 = \square$		26.	$14 - \square = 9$	
12.	$18 - 7 = \square$		27.	$15 - \square = 9$	

Name: _____

Week 28 Day 1 Date: _____

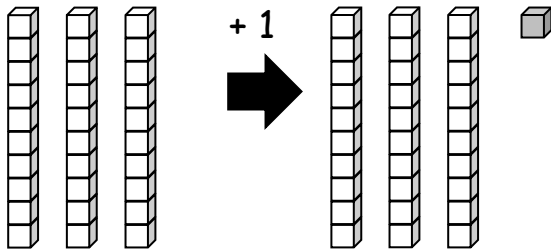
BCCS-B

RPI SIENA UNION

Problem Set 1

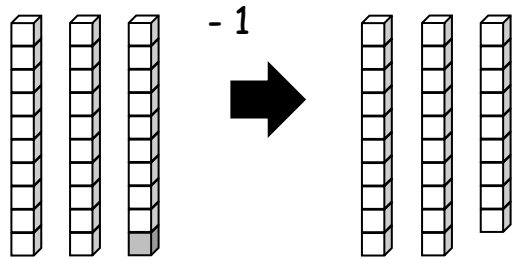
Write the number.

1.



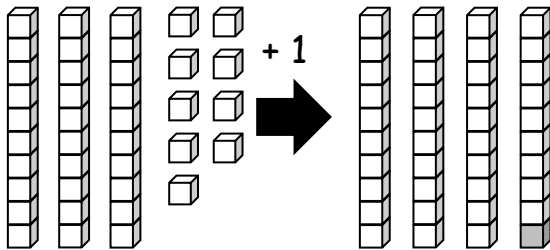
1 more than 30 is _____.

2.



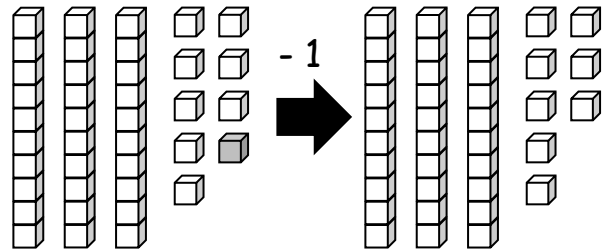
1 less than 30 is _____.

3.



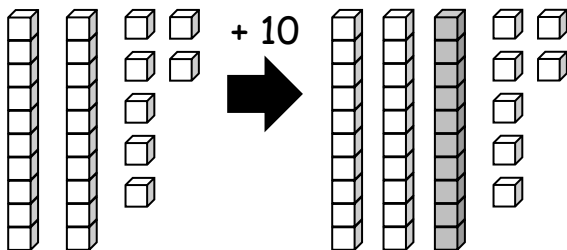
1 more than 39 is _____.

4.



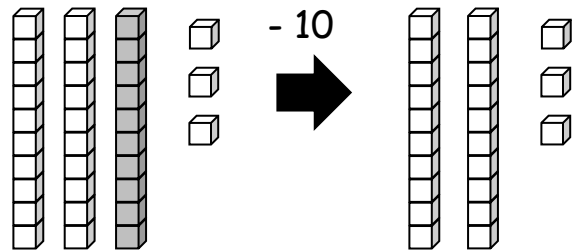
1 less than 39 is _____.

5.



10 more than 27 is _____.

6.



10 less than 33 is _____.

Name: _____

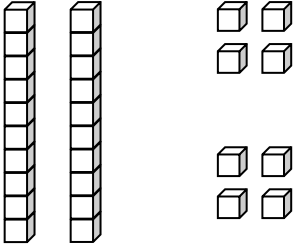
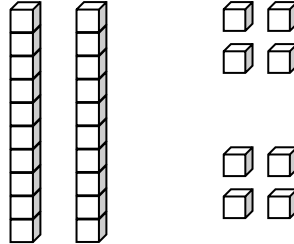
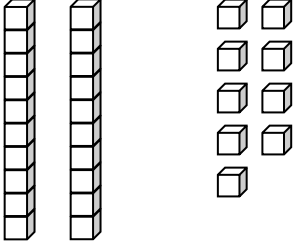
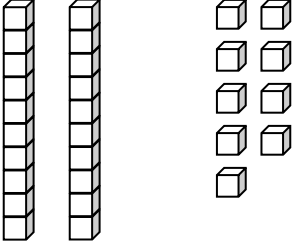
Week 28 Day 1 Date: _____

BCCS-B

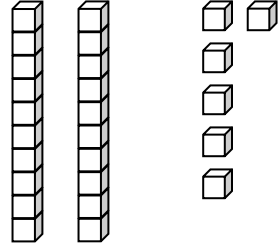
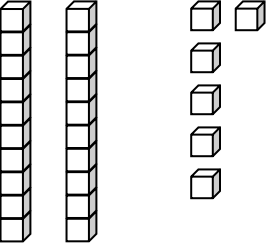
RPI SIENA UNION

Problem Set 2

Draw 1 more or 10 more. You may use a quick ten to show 10 more.

<p>7.</p>  <p>1 more than 28 is _____.</p>	<p>8.</p>  <p>10 more than 28 is _____.</p>
<p>9.</p>  <p>1 more than 29 is _____.</p>	<p>10.</p>  <p>10 more than 29 is _____.</p>

Cross off (x) to show 1 less or 10 less.

<p>11.</p>  <p>10 less than 26 is _____.</p>	<p>12.</p>  <p>1 less than 26 is _____.</p>
---	---

Name: _____

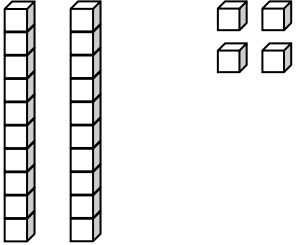
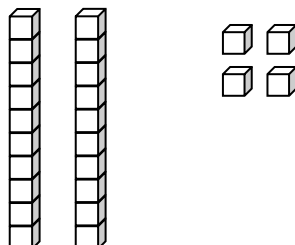
Week 28 Day 1 Date: _____

BCCS-B



RPI SIENA UNION

Exit Ticket

Draw 1 more or 10 more. You may use a quick ten to show 10 more.


<p>1.</p>  <p>1 more than 24 is _____.</p>	<p>2.</p>  <p>10 more than 24 is _____.</p>
---	---

Cross off (x) to show 1 less or 10 less.

<p>3.</p>  <p>10 less than 30 is _____.</p>	<p>4.</p>  <p>1 less than 30 is _____.</p>
--	--



Day # 2



Name: _____

Week 28 Day 2 Date: _____

BCCS-B

RPI SIENA UNION

Fluency

Wait for the teacher to say *GO!* Finish as many problems as you can.

1.	$16 - 1 = \square$		16.	$19 - 9 = \square$	
2.	$14 - 1 = \square$		17.	$18 - 9 = \square$	
3.	$18 - 1 = \square$		18.	$12 - 9 = \square$	
4.	$19 - 2 = \square$		19.	$19 - 8 = \square$	
5.	$17 - 2 = \square$		20.	$18 - 8 = \square$	
6.	$15 - 2 = \square$		21.	$17 - 8 = \square$	
7.	$15 - 3 = \square$		22.	$14 - 5 = \square$	
8.	$17 - 5 = \square$		23.	$13 - 5 = \square$	
9.	$19 - 5 = \square$		24.	$12 - \square = 7$	
10.	$16 - 5 = \square$		25.	$16 - \square = 10$	
11.	$16 - 6 = \square$		26.	$16 - \square = 9$	
12.	$19 - 6 = \square$		27.	$17 - \square = 9$	

Name: _____

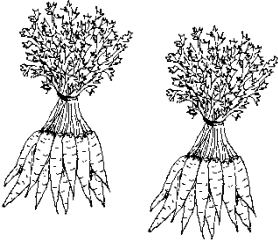







Week 28 Day 2 Date: _____

BCCS-B

RPI SIENA UNION

Problem Set 1

Fill in the place value chart and the blanks.

<p>1.</p>  <table border="1" data-bbox="605 489 808 667"><thead><tr><th>tens</th><th>ones</th></tr></thead><tbody><tr><td> </td><td> </td></tr></tbody></table> <p>20 = _____ tens</p>	tens	ones			<p>2.</p>  <table border="1" data-bbox="1268 489 1471 667"><thead><tr><th>tens</th><th>ones</th></tr></thead><tbody><tr><td> </td><td> </td></tr></tbody></table> <p>14 = _____ ten and _____ ones</p>	tens	ones		
tens	ones								
tens	ones								
<p>3.</p>  <table border="1" data-bbox="621 835 808 1014"><thead><tr><th>dimes</th><th>pennies</th></tr></thead><tbody><tr><td> </td><td> </td></tr></tbody></table> <p>_____ = 3 tens 5 ones</p>	dimes	pennies			<p>4.</p>  <table border="1" data-bbox="1284 835 1471 1014"><thead><tr><th>dimes</th><th>pennies</th></tr></thead><tbody><tr><td> </td><td> </td></tr></tbody></table> <p>_____ = 2 tens 6 ones</p>	dimes	pennies		
dimes	pennies								
dimes	pennies								
<p>5.</p>  <table border="1" data-bbox="621 1199 808 1377"><thead><tr><th>dimes</th><th>pennies</th></tr></thead><tbody><tr><td> </td><td> </td></tr></tbody></table> <p>_____ = _____ tens _____ ones</p>	dimes	pennies			<p>6.</p>  <table border="1" data-bbox="1284 1199 1471 1377"><thead><tr><th>dimes</th><th>pennies</th></tr></thead><tbody><tr><td> </td><td> </td></tr></tbody></table> <p>_____ = _____ tens _____ ones</p>	dimes	pennies		
dimes	pennies								
dimes	pennies								
<p>7.</p>  <table border="1" data-bbox="621 1556 821 1734"><thead><tr><th>tens</th><th>ones</th></tr></thead><tbody><tr><td> </td><td> </td></tr></tbody></table> <p>_____ = _____ tens _____ ones</p>	tens	ones			<p>8.</p>  <table border="1" data-bbox="1276 1556 1476 1734"><thead><tr><th>tens</th><th>ones</th></tr></thead><tbody><tr><td> </td><td> </td></tr></tbody></table> <p>_____ tens _____ ones = _____</p>	tens	ones		
tens	ones								
tens	ones								

Name: _____

Week 28 Day 2 Date: _____

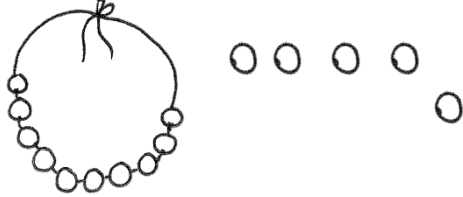







BCCS-B

RPI SIENA UNION

Problem Set 2

Fill in the blank. Draw or cross off tens or ones as needed.


10 more than 25 is 35

<p>9.</p>  <p>1 more than 15 is _____.</p>	<p>10.</p>  <p>10 more than 5 is _____.</p>
<p>11.</p>  <p>10 more than 30 is _____.</p>	<p>12.</p>  <p>1 more than 30 is _____.</p>
<p>13.</p>  <p>1 less than 24 is _____.</p>	<p>14.</p>  <p>10 less than 24 is _____.</p>
<p>15.</p>  <p>10 less than 21 is _____.</p>	<p>16.</p>  <p>1 less than 21 is _____.</p>

Name: _____

Week 28 Day 2 Date: _____


BCCS-B

RPI SIENA UNION

Exit Ticket

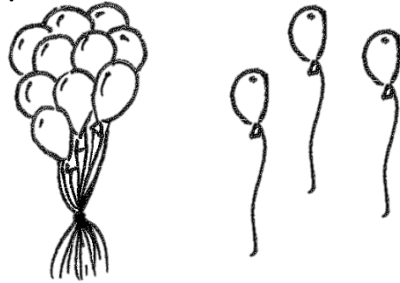
Fill in the blank. Draw or cross off tens or ones as needed.

1.



10 more than 23 is _____.

2.



1 more than 13 is _____.

3.



10 less than 31 is _____.

4.



1 less than 14 is _____.

Name: _____


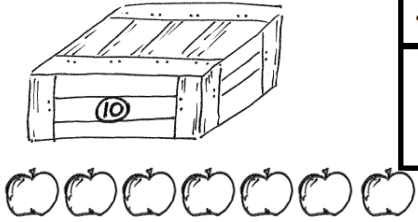






Week 28 Day 2 Date: _____

BCCS-B

RPI SIENA UNION


Homework

Fill in the place value chart and the blanks.

<p>1.  <table border="1" data-bbox="633 409 836 598"><tr><th>tens</th><th>ones</th></tr><tr><td> </td><td> </td></tr></table></p> <p>30 = _____ tens</p>	tens	ones			<p>2.  <table border="1" data-bbox="1266 409 1469 598"><tr><th>tens</th><th>ones</th></tr><tr><td> </td><td> </td></tr></table></p> <p>17 = _____ ten and _____ ones</p>	tens	ones		
tens	ones								
tens	ones								
<p>3.  <table border="1" data-bbox="641 766 836 955"><tr><th>dimes</th><th>pennies</th></tr><tr><td> </td><td> </td></tr></table></p> <p>_____ = 2 tens 2 ones</p>	dimes	pennies			<p>4.  <table border="1" data-bbox="1282 766 1477 955"><tr><th>dimes</th><th>pennies</th></tr><tr><td> </td><td> </td></tr></table></p> <p>_____ = 3 tens 3 ones</p>	dimes	pennies		
dimes	pennies								
dimes	pennies								
<p>5.  <table border="1" data-bbox="641 1144 836 1333"><tr><th>dimes</th><th>pennies</th></tr><tr><td> </td><td> </td></tr></table></p> <p>_____ = _____ tens _____ ones</p>	dimes	pennies			<p>6.  <table border="1" data-bbox="1291 1144 1485 1333"><tr><th>dimes</th><th>pennies</th></tr><tr><td> </td><td> </td></tr></table></p> <p>_____ = _____ tens _____ ones</p>	dimes	pennies		
dimes	pennies								
dimes	pennies								
<p>7.  <table border="1" data-bbox="633 1512 836 1701"><tr><th>tens</th><th>ones</th></tr><tr><td> </td><td> </td></tr></table></p> <p>_____ = _____ ten _____ ones</p>	tens	ones			<p>8.  <table border="1" data-bbox="1274 1512 1477 1701"><tr><th>tens</th><th>ones</th></tr><tr><td> </td><td> </td></tr></table></p> <p>_____ tens _____ ones = _____</p>	tens	ones		
tens	ones								
tens	ones								



Day # 3



Name: _____

Week 28 Day 3 Date: _____

BCCS-B

RPI SIENA UNION

Fluency

Wait for the teacher to say *GO!* Finish as many problems as you can.

1.	$17 + 1 = \square$		16.	$11 + 9 = \square$
2.	$15 + 1 = \square$		17.	$10 + 9 = \square$
3.	$18 + 1 = \square$		18.	$9 + 9 = \square$
4.	$15 + 2 = \square$		19.	$7 + 9 = \square$
5.	$17 + 2 = \square$		20.	$8 + 8 = \square$
6.	$18 + 2 = \square$		21.	$7 + 8 = \square$
7.	$15 + 3 = \square$		22.	$8 + 5 = \square$
8.	$5 + 13 = \square$		23.	$11 + 8 = \square$
9.	$15 + 2 = \square$		24.	$12 + \square = 17$
10.	$5 + 12 = \square$		25.	$14 + \square = 17$
11.	$12 + 4 = \square$		26.	$8 + \square = 17$
12.	$13 + 4 = \square$		27.	$\square + 7 = 16$

Name: _____


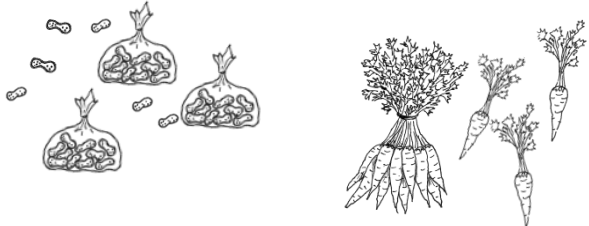
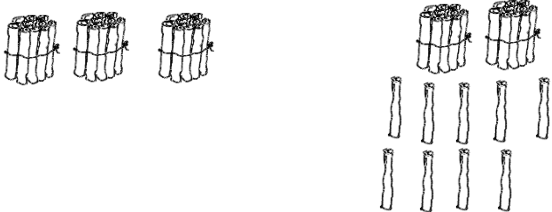

Week 28 Day 3 Date: _____

BCCS-B

RPI SIENA UNION

Problem Set 1

For each pair, write the number of items in each set. Then, circle the set with the greater number of items.

1.  _____	2.  _____
3.  _____	4.  _____

5. Circle the number that is *greater* in each pair.

a. 1 ten 2 ones 3 tens 2 ones

b. 2 tens 8 ones 3 tens 2 ones

c. 19 15

d. 31 26

6. Circle the set of coins that has a *greater* value.



3 dimes



3 pennies

Name: _____


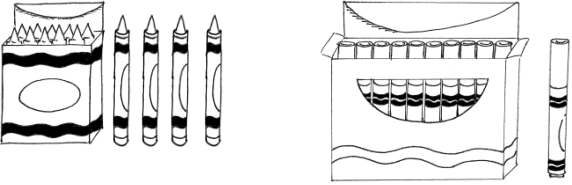


Week 28 Day 3 Date: _____

BCCS-B

RPI SIENA UNION

Problem Set 2

For each pair, write the number of items in each set. Circle the set with fewer items.

<p>7.</p>  <p>_____</p>	<p>8.</p>  <p>_____</p>
<p>9.</p>  <p>_____</p>	<p>10.</p>  <p>_____</p>

11. Circle the number that is *less* in each pair.

- a. 2 tens 5 ones 1 ten 5 ones
- b. 28 ones 3 tens 2 ones
- c. 18 13
- d. 31 26

12. Circle the set of coins that has *less* value.



1 dime 2 pennies



1 penny 2 dimes

Name: _____

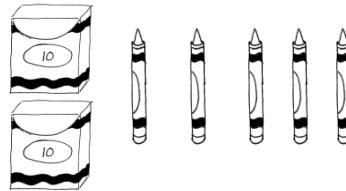
Week 28 Day 3 Date: _____

BCCS-B

RPI SIENA UNION

Exit Ticket


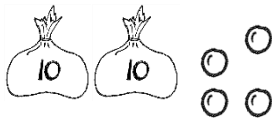
1. Write the number of items in each set. Then, circle the set that is greater in number. Write a statement to compare the two sets.



_____ is greater than _____.

2. Write the number of items in each set. Then, circle the set that is less in number.

Say a statement to compare the two sets.



_____ is less than _____.

3. Circle the set of coins that has a greater value.



Name: _____

Week 28 Day 3 Date: _____

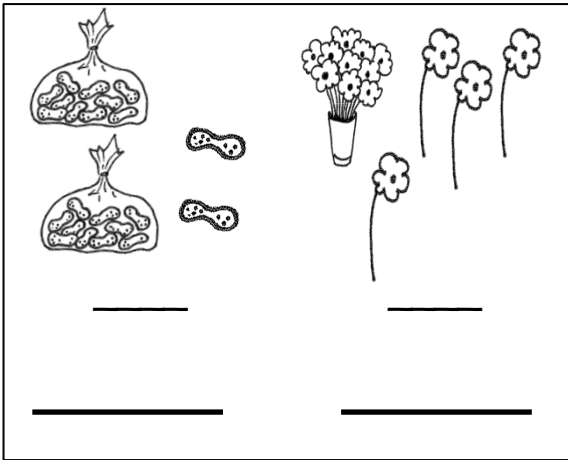
BCCS-B

RPI SIENA UNION

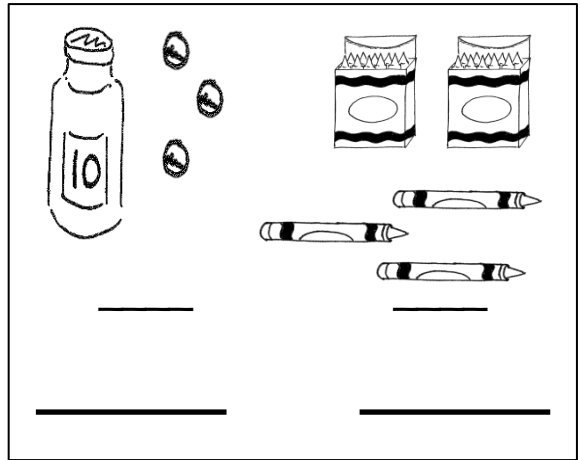
Homework

Write the number, and circle the set that is *greater* in each pair. Say a statement to compare the two sets.

1.



2.



Circle the number that is *greater* for each pair.

3.



4.




4. Write the value and circle the set of coins that has *greater* value.







Day # 4



Name: _____

Week 28 Day 4 Date: _____

BCCS-B

RPI SIENA UNION

Fluency

Wait for the teacher to say *GO!* Finish as many problems as you can.

1.	$14 + 1 = \square$		16.	$11 + 9 = \square$	
2.	$16 + 1 = \square$		17.	$10 + 9 = \square$	
3.	$17 + 1 = \square$		18.	$8 + 9 = \square$	
4.	$11 + 2 = \square$		19.	$9 + 9 = \square$	
5.	$15 + 2 = \square$		20.	$9 + 8 = \square$	
6.	$17 + 2 = \square$		21.	$8 + 8 = \square$	
7.	$15 + 4 = \square$		22.	$8 + 5 = \square$	
8.	$4 + 15 = \square$		23.	$11 + 7 = \square$	
9.	$15 + 3 = \square$		24.	$12 + \square = 18$	
10.	$5 + 13 = \square$		25.	$14 + \square = 18$	
11.	$13 + 4 = \square$		26.	$8 + \square = 18$	
12.	$14 + 4 = \square$		27.	$\square + 5 = 14$	

Name: _____

Week 28 Day 4 Date: _____

BCCS-B


RPI SIENA UNION

Problem Set 1

Word Bank

1. Draw quick tens and ones to show each number. Label the first drawing as *less than (L)*, *greater than (G)*, or *equal to (E)* the second. Write a phrase from the word bank to compare the numbers.

is greater than
is less than
is equal to

a.  20 _____ 18	b. 2 tens 3 tens 2 tens _____ 3 tens
c. 24 15 24 _____ 15	d. 26 32 26 _____ 32

2. Write a phrase from the word bank to compare the numbers.

36 _____ 3 tens 6 ones

1 ten 8 ones _____ 3 tens 1 one

Name: _____

Week 28 Day 4 Date: _____

BCCS-B

RPI SIENA UNION

Problem Set 2

38 _____ 26

1 ten 7 ones _____ 27

15 _____ 1 ten 2 ones

30 _____ 28

29 _____ 32

3. Put the following numbers in order from *least* to *greatest*. Cross off each number after it has been used.

9	40	32	13	23
---	----	----	----	----

4. Put the following numbers in order from *greatest* to *least*. Cross off each number after it has been used.

9	40	32	13	23
---	----	----	----	----

5. Use the digits 8, 3, 2, and 7 to make 4 different two-digit numbers less than 40. Write them in order from *greatest* to *least*.

8	3	2	7
Examples: 32, 27, ...			

Name: _____

Week 28 Day 4 Date: _____

BCCS-B

RPI SIENA UNION

Exit Ticket

1. Write the numbers in order from *greatest to least*.

	40	
39		29
	30	

2. Complete the sentence frames using the phrases from the word bank to compare the two numbers.

Word Bank

a. 17 _____ 24


is greater than
is less than
is equal to

b. 23 _____ 2 tens 3 ones

c. 29 _____ 20



Day # 5



|

Name: _____

Week 28 Day 5 Date: _____

BCCS-B

RPI SIENA UNION

Homework

Fill in the numbers that match the pattern.

	4	8	12							
--	----------	----------	-----------	--	--	--	--	--	--	--

20		24			30	32				40
-----------	--	-----------	--	--	-----------	-----------	--	--	--	-----------

5		15	20				40			
----------	--	-----------	-----------	--	--	--	-----------	--	--	--

	24	22	20					10		
--	-----------	-----------	-----------	--	--	--	--	-----------	--	--

10	20			50					100	
-----------	-----------	--	--	-----------	--	--	--	--	------------	--


3	6		12	15	18					
----------	----------	--	-----------	-----------	-----------	--	--	--	--	--

100	200		400					900		
------------	------------	--	------------	--	--	--	--	------------	--	--

	32	42			72	82				
--	-----------	-----------	--	--	-----------	-----------	--	--	--	--

100	90	80		60						0
------------	-----------	-----------	--	-----------	--	--	--	--	--	----------

		27	24	21		15		9		
--	--	-----------	-----------	-----------	--	-----------	--	----------	--	--



Name _____



1st Grade Math Remote Learning Packet

Week 29



Dear Educator,

My signature is proof that I have reviewed my scholar's work and supported him to the best of my ability to complete all assignments.

(Parent Signature)


(Date)

Parents please note that all academic packets are also available on our website at www.brighterchoice.org under the heading "Remote Learning." All academic packet assignments are mandatory and must be completed by all scholars.



Day # 1

Spring Break



Name: _____

Week 29 Day 1 Date: _____

BCCS-B

RPI SIENA UNION

April Break Packet

Solve the addition problems.

$$\begin{array}{r} 6 \\ +2 \\ \hline \end{array}$$

$$\begin{array}{r} 9 \\ +1 \\ \hline \end{array}$$

$$\begin{array}{r} 8 \\ +1 \\ \hline \end{array}$$

$$\begin{array}{r} 10 \\ +0 \\ \hline \end{array}$$

$$\begin{array}{r} 5 \\ +3 \\ \hline \end{array}$$

$$\begin{array}{r} 4 \\ +2 \\ \hline \end{array}$$

$$\begin{array}{r} 3 \\ +3 \\ \hline \end{array}$$

$$\begin{array}{r} 7 \\ +1 \\ \hline \end{array}$$

$$\begin{array}{r} 0 \\ +1 \\ \hline \end{array}$$

$$\begin{array}{r} 2 \\ +1 \\ \hline \end{array}$$

$$\begin{array}{r} 8 \\ +2 \\ \hline \end{array}$$

$$\begin{array}{r} 7 \\ +3 \\ \hline \end{array}$$

$$\begin{array}{r} 1 \\ +0 \\ \hline \end{array}$$

$$\begin{array}{r} 3 \\ +2 \\ \hline \end{array}$$

$$\begin{array}{r} 5 \\ +0 \\ \hline \end{array}$$

$$\begin{array}{r} 4 \\ +3 \\ \hline \end{array}$$

$$\begin{array}{r} 6 \\ +0 \\ \hline \end{array}$$




© 2008 by Pearson Education, Inc.



Day # 2

Spring Break



Name: _____



Week 29 Day 2 Date: _____



BCCS-B



RPI SIENA UNION



April Break Packet



Count how many tens and how many ones.



Tens	Ones
	
1	4



Tens	Ones
	



Tens	Ones
	



Tens	Ones
	

Tens	Ones
	

Tens	Ones
	

Tens	Ones
	


Tens	Ones
	

Tens	Ones
	



Day # 3

Spring Break



Name: _____



Week 29 Day 3 Date: _____



BCCS-B



RPI SIENA UNION



April Break Packet



Count how many tens and how many ones.



Tens	Ones
	
1	4



Tens	Ones
	



Tens	Ones
	



Tens	Ones
	

Tens	Ones
	

Tens	Ones
	

Tens	Ones
	


Tens	Ones
	

Tens	Ones
	



Day # 4

Spring Break



Name: _____

Week 29 Day 4 Date: _____


BCCS-B

RPI SIENA UNION

April Break Packet

Look at the number in each box. Draw tens and ones to represent the number.


Try to write an expanded form equation that matches.

<u>48</u> ex: $40+8=48$ 	<u>37</u>
<u>59</u>	<u>26</u>
<u>19</u>	<u>73</u>
<u>68</u>	<u>84</u>



Day # 5

Spring Break



Name: _____

Week 29 Day 5 Date: _____

BCCS-B

RPI SIENA UNION

April Break Packet

Look at the number. Write the correct number of tens and ones. Then write an expanded form equation.

Place Value Writing		
number	tens and ones	expanded form
22	___ tens ___ ones	___ + ___ = ___
27	___ tens ___ ones	___ + ___ = ___
23	___ tens ___ ones	___ + ___ = ___
28	___ tens ___ ones	___ + ___ = ___
21	___ tens ___ ones	___ + ___ = ___
25	___ tens ___ ones	___ + ___ = ___

©2014 by Mrs. Kayla R. ...