


Name \_\_\_\_\_

# 3<sup>rd</sup> Grade Writing Remote Learning Packet

## Week 25



Dear Educator,

My signature is proof that I have reviewed my scholar's work and supported him to the best of my ability to complete all assignments.


\_\_\_\_\_  
(Parent Signature)

\_\_\_\_\_  
(Date)

Parents please note that all academic packets are also available on our website at [www.brighterchoice.org](http://www.brighterchoice.org) under the heading "Remote Learning." All academic packet assignments are mandatory and must be completed by all scholars.



**Day # 1**



Name: \_\_\_\_\_  
BCCS-B

Week 25 Day 1 Date: \_\_\_\_\_  
Harvard Yale Princeton

**LEQ:** Is it really important to understand possessive nouns?

**Objective** I can to convert a plural noun to a plural possessive noun.

### **Grammar Rule**

#### **Plural Possessive Nouns**

- ❖ A **plural possessive noun** shows ownership by **more than one** person or thing.

To show possession of a plural noun

- add an apostrophe (') **only** to plural nouns that end in -s

Example:

The babies' strollers are all lined up.

An apostrophe only was added because the word ends in -s

- Add an apostrophe (') and s to most to irregular plural nouns to show possession.

Example:

The children's classrooms were full of snacks.

An apostrophe and s was added because the word **does not** ends in -s

Name: \_\_\_\_\_  
BCCS-B

Week 25 Day 1 Date: \_\_\_\_\_  
Harvard Yale Princeton

Practice with rules

### Plural Possessive Nouns

- ❖ A **plural possessive noun** shows ownership by **more than one** person or thing.  
To show possession of a plural noun
  - add an apostrophe (') **only** to plural nouns that end in -s
  - Add an apostrophe (') and s to most to irregular plural nouns to show possession.

### Teacher Turn:

1. the jobs of students the \_\_\_\_\_ jobs

### Our Turn:

2. the dressing room for men the \_\_\_\_\_ dressing room

3. the howls of wolves the \_\_\_\_\_ howls

4. the voices of children the \_\_\_\_\_ voices

### Your Turn:


5. the peaks of mountains the \_\_\_\_\_ peaks

6. antlers of the deer the \_\_\_\_\_ antlers

7. the jackets of waiters the \_\_\_\_\_ jackets



# Day # 2



Name: \_\_\_\_\_  
BCCS-B

Week 25 Day 2 Date: \_\_\_\_\_  
Harvard Yale Princeton

**LEQ:** Why are possessions important to writing?

**Objective** I can use the correct form of the plural possessive noun in the sentence.

Problem Solving/Showing Understanding of the Rules

**Plural Possessive Nouns**

- ❖ A **plural possessive noun** shows ownership by **more than one** person or thing.  
To show possession of a plural noun
  - add an apostrophe (') **only** to plural nouns that end in -s
  - Add an apostrophe (') and s to most to irregular plural nouns to show possession.

**Teacher Model**

1. The (Pepins) \_\_\_\_\_ house is the big blue one on the corner.
2. The( lions) \_\_\_\_\_ usual source of water has dried up.
3. She plans on opening a (women) \_\_\_\_\_ clothing boutique.

**Our Turn**


1. The (gases) \_\_\_\_\_ odors mixed and became nauseating.
2. The (witches) \_\_\_\_\_ brooms were hidden in the corner.
3. The (babies) \_\_\_\_\_ beds were all in a row.
4. (Children) \_\_\_\_\_ programming is not a high priority.
5. The (geese) \_\_\_\_\_ food supply was endangered.

**Your Turn**

1. The (planets) \_\_\_\_\_ orbits take them far from the sun.
2. Both (classes) \_\_\_\_\_ visits to the science center were on Wednesday.
3. The (students) \_\_\_\_\_ buses arrived at 9:00 a.m.



**Day # 3**



Name: \_\_\_\_\_  
BCCS-B

Week 25 Day 3  
Harvard

Date: \_\_\_\_\_  
Yale

Princeton

**LEQ:** Why are possessions important to writing?

**Objective** I can re-write a sentence to show plural possession.

Application of Rules to Writing

**Plural Possessive Nouns**

- ❖ A **plural possessive noun** shows ownership by **more than one** person or thing.  
To show possession of a plural noun
  - add an apostrophe (') **only** to plural nouns that end in -s
  - Add an apostrophe (') and **s** to most to irregular plural nouns to show possession.

**Teacher Model**

1. The house of my parents is a block away.

\_\_\_\_\_

**Our Turn**

2. The ideas of the girls were strange.

\_\_\_\_\_

3. The wishes of the kids are on a list.

\_\_\_\_\_

4. The wishes of those friends came true.

\_\_\_\_\_

**Your Turn**

5. The bottles of the babies were being made.

\_\_\_\_\_


6. The engines of the buses were loud.

\_\_\_\_\_





**Day # 4**



Name: \_\_\_\_\_  
BCCS-B


Week 25 Day 4 Date: \_\_\_\_\_  
Harvard Yale Princeton

**Your Turn:**

1. Log onto google classroom
2. Click on Princeton Writing
3. Click on the Grammar assignment on the stream
4. Complete the GRAMMAR QUIZ and submit it

*Writing Homework*


1. Log onto google classroom
2. Click on Princeton Writing
3. Click on the WRITING HOMEWORK assignment on the stream
4. Complete the WRITING HOMEWORK and submit it



Name \_\_\_\_\_

# 3<sup>rd</sup> Grade Writing Remote Learning Packet

## Week 26



Dear Educator,

My signature is proof that I have reviewed my scholar's work and supported him to the best of my ability to complete all assignments.

\_\_\_\_\_  
(Parent Signature)

\_\_\_\_\_  
(Date)

Parents please note that all academic packets are also available on our website at [www.brighterchoice.org](http://www.brighterchoice.org) under the heading "Remote Learning." All academic packet assignments are mandatory and must be completed by all scholars.

Name: \_\_\_\_\_  
BCCS-B

Week 26 Day 1 Date: \_\_\_\_\_  
Harvard Yale Princeton

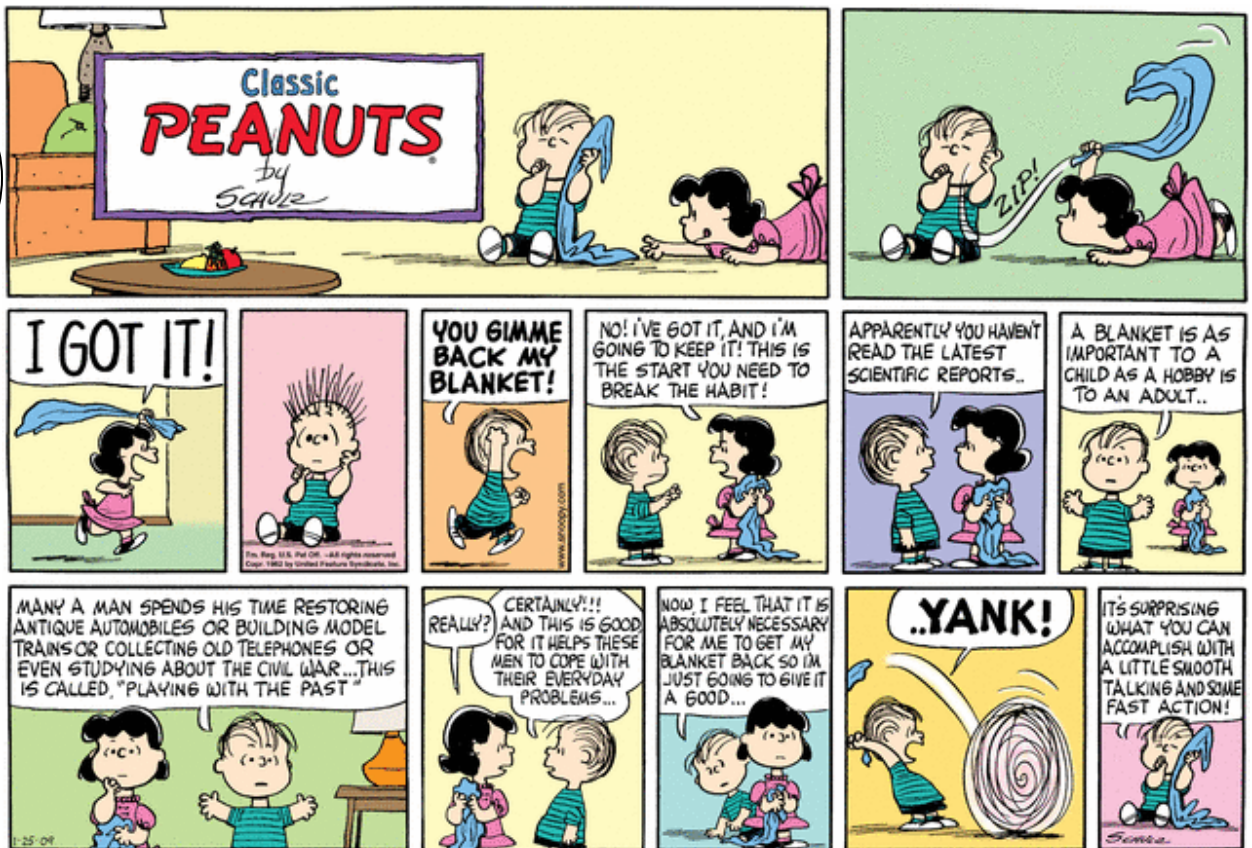
**LEQ:** How can I figure out how a character changes in the story?

**Objective** I can analyze a text to find the character's feelings and what causes their feelings to change.

**Teacher Turn**

- Look at the comic below
- Identify the character's feeling at the beginning and explain
- Identify the character's feeling at the end and explain
- Identify what caused the character's feelings to change and explain

Character:  
Linus (the  
boy)



Name: \_\_\_\_\_  
BCCS-B

Week 26 Day 1 Date: \_\_\_\_\_  
Harvard Yale Princeton

<b>The feeling at the beginning is _____ because _____</b> _____ _____ _____ _____ _____	<b>The feeling at the end is _____ because _____</b> _____ _____ _____ _____ _____	<b>What caused a change?</b> _____ _____ _____ <b>caused</b> _____ <b>to</b> <b>change because</b> _____ _____ _____
---	---	--

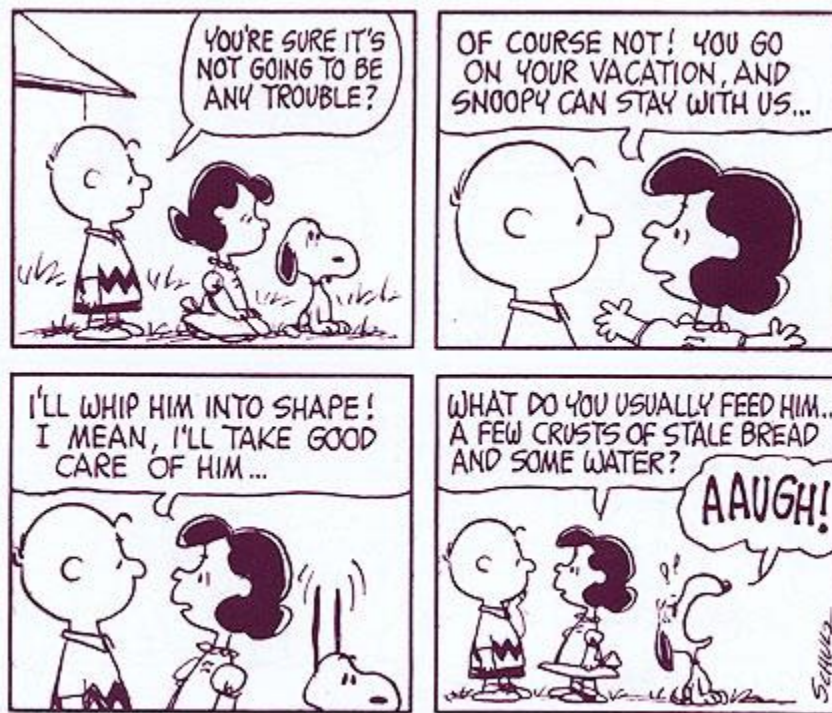
Name: \_\_\_\_\_  
BCCS-B

Week 26 Day 1 Date: \_\_\_\_\_  
Harvard Yale Princeton

### Our Turn

- Look at the comic below
- Identify the character's feeling at the beginning and explain
- Identify the character's feeling at the end and explain
- Identify what caused the character's feelings to change and explain

Character:  
Snoopy (the dog)



<b>The feeling at the beginning is _____ because _____</b> _____ _____ _____ _____	<b>The feeling at the end is _____ because _____</b> _____ _____ _____ _____	<b>What caused a change?</b> _____ _____ _____ <b>caused</b> _____ <b>to</b> _____ <b>change because</b> _____ _____
--	--	--

**Your Turn**

- Look at the comic below
- Identify the character's feeling at the beginning and explain
- Identify the character's feeling at the end and explain
- Identify what caused the character's feelings to change and explain


Character:  
Linus (the boy)



<p><b>The feeling at the beginning is _____ because _____</b></p> <p>_____</p> <p>_____</p> <p>_____</p> <p>_____</p>	<p><b>The feeling at the end is _____ because _____</b></p> <p>_____</p> <p>_____</p> <p>_____</p> <p>_____</p>	<p><b>What caused a change?</b></p> <p>_____</p> <p>_____</p> <p>_____ <b>caused</b> _____ <b>to</b> _____ <b>change because</b> _____</p> <p>_____</p>
---	---	---



# Day # 2





Name: \_\_\_\_\_  
BCCS-B

Week 26 Day 2 Date: \_\_\_\_\_  
Harvard Yale Princeton

**LEQ:** How can I unpack the text for understanding?

**Objective:** I can annotate the gist of the paragraphs as I read to build my understanding of the text.

### **Cinderella**

Once upon a time there lived a young pretty girl. Her mother was dead and her father had married a widow with two daughters. Her stepmother didn't like her and scolded her always. She only loved and cared for her own daughters. For this reason Cinderella always lived unhappily.

Her step mother never gave her good clothes to wear, good food to eat and any time for rest. Her life was very miserable. She worked hard all day. Only in the evening she was allowed to sit near the cinders, for a while. That's why everybody called her Cinderella.

One fine morning, an announcement was made in the town. It was about the ball dance to be held in the palace. The step mother and her daughters became very excited for the ball dance. When Cinderella heard about it she also wanted to go there but she didn't have the guts to ask her stepmother. She went back to her room and started crying, when suddenly a fairy appeared in front of her. Don't worry Cinderella, said the fairy. I know you want to go to the ball dance. And so you shall.


When she entered the palace she was very surprised to see it so beautifully decorated. The prince wanted to find the princess of dreams. He saw Cinderella standing far off near the stairs; the prince went towards Cinderella and offered her to dance with him. It seemed as if the prince was in love with Cinderella. She remembered what the fairy had said, and without a word of goodbye she slipped from the Prince's arms and ran down the steps. As she ran she lost one of her shoes, but not for a moment did she dream of stopping to pick it up!

The Prince, who was now madly in love with her, picked up the shoes and asked his helpers to go and search for the girl, "I will never be content until I find her!" So the helpers tried the slipper on the foot of every girl in the town but were not successful. When they reached Cinderella's home, her sisters too tried to wear the shoes but unluckily they failed. The shoes didn't fit anyone of them.

Cinderella was standing nearby, the ministers asked her to try the shoe as well. Her sisters laughed at this. When Cinderella wore the shoe it fitted perfectly. Everyone was surprised to see that. The prince also reached there, he was happy to find her dream girl. He took Cinderella to his palace and soon they got married. Cinderella begins a happy life with the prince...



**Day # 3**



Name: \_\_\_\_\_  
BCCS-B

Week 26 Day 3 Date: \_\_\_\_\_  
Harvard Yale Princeton

**LEQ:** How can I answer the prompt following the criterion of an essay?

**Objective:** I can answer the prompt using RACES and by underlining and annotating my evidence in the text.

**Prompt:** Cinderella's feelings change in the story. Inform the reader of how she feels at the beginning of the story, how she felt at the end of the story, and what causes her feelings to change.

In your answer, be sure to include:

- Tell how Cinderella feels at the beginning of the story
- Tell how Cinderella felt at the end of the story
- Tell what causes Cinderella’s feelings to change from the beginning of the story to the end of the story
- Use details from the text

---

---

---

---

---

---

---

---

---

---

---

---

---

---

Name: \_\_\_\_\_

Week 26 Day 3 Date: \_\_\_\_\_

BCCS-B

Harvard

Yale

Princeton

---

---

---

---

---

---

---

---

---

---

---

---

---

---

---

---

---

---

---

---

---

---

---

---

---


---

---

---



**Day # 4**



Name: \_\_\_\_\_

Week 26 Day 4 Date: \_\_\_\_\_

BCCS-B

Harvard

Yale

Princeton

**LEQ:** How can I answer the prompt following the criterion of an essay?

**Objective** I can answer the prompt using RACES and by underlining and annotating my evidence in the text.

---

---

---

---

---

---

---

---

---

---

---

---

---

---

---

---

---

---

---

---

---

---

---

---

---

---

---

---

---

---

Name: \_\_\_\_\_ Week 26 Day 4 Date: \_\_\_\_\_  
BCCS-B Harvard Yale Princeton

**LEQ:** How can I answer the prompt following the criterion of an essay?

*Objective* I can answer the prompt using RACES and by underlining and annotating my evidence in the text.

---

---

---

---

---

---

---

---

---

---

---

---

---

---

---

---

---

---

---

---

---

---

---

---

---

---