



Name _____

25

Kindergarten Homework Remote Learning Packet

Week 25



Dear Educator,

My signature is proof that I have reviewed my scholar's work and supported him to the best of my ability to complete all assignments.


(Parent Signature)

(Date)

Parents please note that all academic packets are also available on our website at www.brighterchoice.org under the heading "Remote Learning." All academic packet assignments are mandatory and must be completed by all scholars.



Day # 1



Name _____ Week 25 Day 1 Date: _____

BCCS-B

SUNY Cortland SUNY Morrisville

Color 4 apples.



I colored ____ apples.

I need to color ____ more to make 10.

Color 2 apples.



I colored ____ apples.

I need to color ____ more to make 10.

Color 7 apples.



I colored ____ apples.

I need to color ____ more to make 10.

Color 1 apple.



I colored ____ apples.

I need to color ____ more to make 10.

Color 9 apples.



I colored ____ apples.

I need to color ____ more to make 10.

Color 3 apples.



I colored ____ apples.

I need to color ____ more to make 10.

Name _____ Week 25 Day 1 Date: _____

BCCS-B

SUNY Cortland SUNY Morrisville

Directions: Trace and write the word **when**.

when

when

when

when

when

when

when

when

when





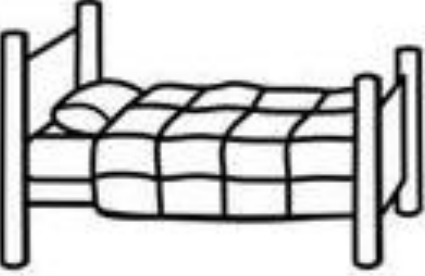

when

Name _____ Week 25 Day 1 Date: _____

BCCS-B


SUNY Cortland SUNY Morrisville

Directions: Circle the word that matches the picture.

 <p>pin pig</p>	 <p>map mop</p>	 <p>pen pet</p>
 <p>wag wet</p>	 <p>bet bed</p>	 <p>hit hip</p>



Day # 2



Name _____ Week 25 Day 2 Date: _____


BCCS-B

SUNY Cortland SUNY Morrisville

Directions: Read the following directions to your child to make a castle.

- Draw a rectangle as long as a spoon.
- Draw another rectangle on each side of the rectangle you just made.
- Draw a triangle on top of each rectangle to make towers shorter than your hand.
- Draw 1 rectangle flag pole as long as your pointer finger.
- Draw 1 square flag as long as your pinky.
- Draw a door as long as your thumb.
- Draw 2 hexagon windows each as long as a fingernail.
- Draw a prince or princess in your castle.

Castle

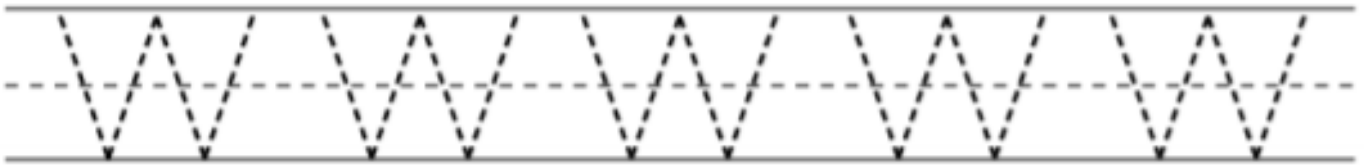
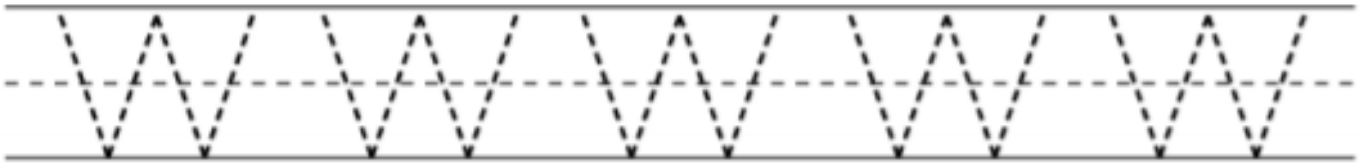
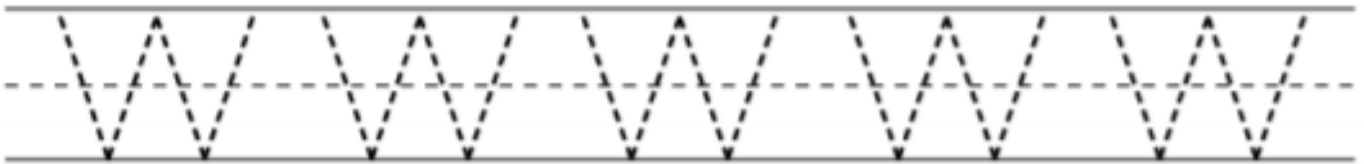

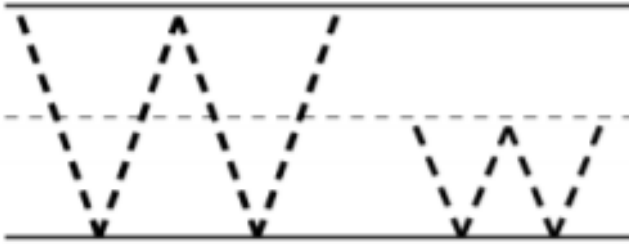


Name _____ Week 25 Day 2 Date: _____

BCCS-B

SUNY Cortland SUNY Morrisville

Directions: Trace the letter **W**.

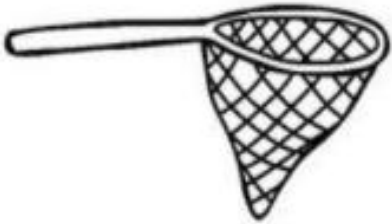





Name _____ Week 25 Day 2 Date: _____

BCCS-B


SUNY Cortland SUNY Morrisville

Directions: Color the middle sound for each picture.

	<p>a</p> <p>e</p> <p>i</p>  <p>u</p> <p>i</p> <p>o</p>
	<p>e</p> <p>u</p> <p>a</p>  <p>i</p> <p>o</p> <p>u</p>
	<p>i</p> <p>a</p> <p>y</p>  <p>o</p> <p>i</p> <p>e</p>



Day # 3

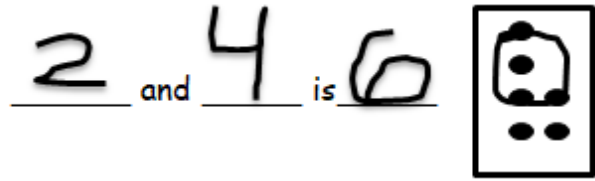


Name _____ Week 25 Day 3 Date: _____


BCCS-B

SUNY Cortland SUNY Morrisville


The homework is a review of fluency skills from Module 3.




Circle a group of dots. Then, fill in the blanks to make a number sentence.




_____ and _____ is _____.



_____ and _____ is _____.



_____ and _____ is _____.



_____ and _____ is _____.

Name _____ Week 25 Day 3 Date: _____

BCCS-B

SUNY Cortland SUNY Morrisville

Directions: Trace and write the word **of**.


of	of	_____
_____	_____	_____
of	of	_____
_____	_____	_____
of	of	_____
_____	_____	_____
of	of	_____
_____	_____	_____
of	of	_____
_____	_____	_____

Name _____ Week 25 Day 3 Date: _____


BCCS-B

SUNY Cortland SUNY Morrisville


Directions: Circle and write the word that matches the picture.




cat sat hat




my bat rat



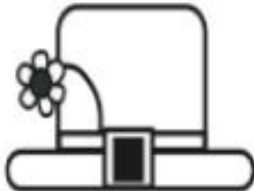
mat vat at




bat see sat



vat Nat bat




a sat hat




Welcome

mat bat the




sat rat cat



pat rat fat



Day # 4













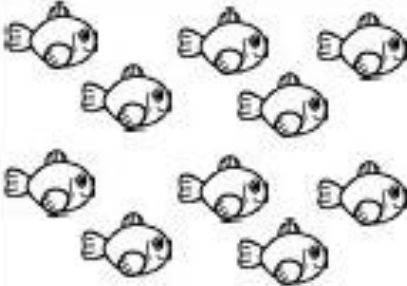



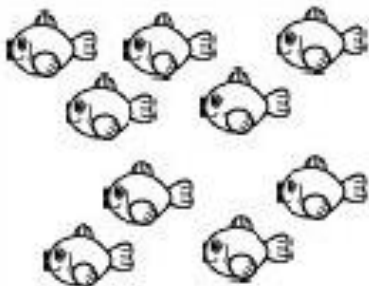



Name _____ Week 25 Day 4 Date: _____

BCCS-B

SUNY Cortland SUNY Morrisville

Directions: Count the objects in each group and write the amount.

Name _____ Week 25 Day 4 Date: _____


BCCS-B

SUNY Cortland SUNY Morrisville

Directions: Trace the words that begin with **w**.



watch



watermelon



whale



witch



wagon

Directions: Draw a line connecting the onset to the rime to match each picture. Then write the letter in the blank.



----- at

a



----- og

r



----- at

c




----- nt

d





Day # 5



Name _____ Week 25 Day 5 Date: _____

BCCS-B

SUNY Cortland SUNY Morrisville

Directions: Count the objects. Write how many below each picture.

--	--	--	--	--



Name _____ Week 25 Day 5 Date: _____

BCCS-B

SUNY Cortland SUNY Morrisville

Directions: Follow the directions below to practice writing the word **when**.

when

when

when

1 2 3 4 | 2 | 2 | 2
w h e n

1 2 3 4 | 2 | 2 | 2
w h e n

1 2 3 4 | 2 | 2 | 2
w h e n

★ Unscramble it.

enwh

★ Color it.

when

★ Fill it.

w _ e n

w h _ n






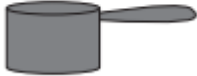


w _ _ n

Name _____ Week 25 Day 5 Date: _____

BCCS-B

SUNY Cortland SUNY Morrisville

Directions: How do you turn a cat into a dog? Have some fun with short vowels by completing the word ladder. Fill in the missing letter for each word and watch as “cat” becomes “dog” one letter at a time.

	C	A	T	
	C	A	_	
	_	A	P	
	M	_	P	
	_	O	P	
	P	O	_	
	_	O	T	
	D	O	G	



Name _____

26

Kindergarten Homework Remote Learning Packet

Week 26



Dear Educator,

My signature is proof that I have reviewed my scholar's work and supported him to the best of my ability to complete all assignments.


(Parent Signature)

(Date)

Parents please note that all academic packets are also available on our website at www.brighterchoice.org under the heading "Remote Learning." All academic packet assignments are mandatory and must be completed by all scholars.



Day # 1

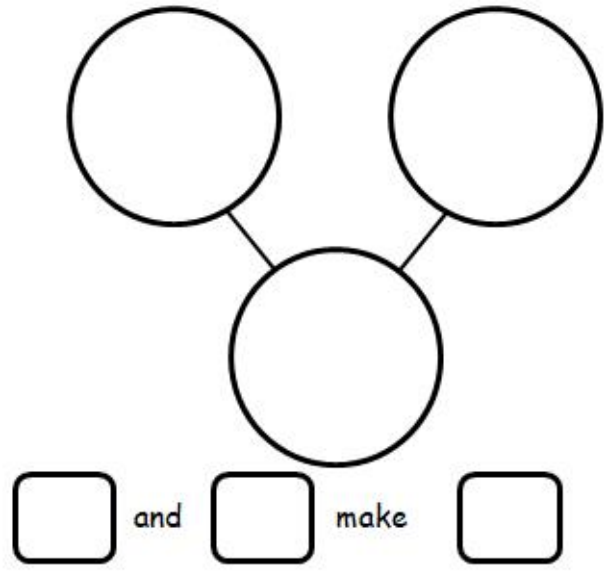


Name _____ Week 26 Day 1 Date: _____


BCCS-B

SUNY Cortland SUNY Morrisville

Directions: Draw the blue fish in the first circle on top. Draw the orange fish in the next circle on top. Draw all the fish in the bottom circle.



Draw a square for each fish in the top circle. Draw a square for each goldfish in the bottom circle. In the last circle on the bottom, draw a square for each spiny fish.



Name _____ Week 26 Day 1 Date: _____

BCCS-B

SUNY Cortland SUNY Morrisville

Directions: Trace the letter X.

The tracing practice section consists of the following elements:

- A large dashed uppercase 'X' on a three-line grid (top solid, middle dashed, bottom solid).
- A smaller dashed lowercase 'x' on a two-line grid (top solid, bottom solid).
- A dashed box containing:
 - A smaller dashed uppercase 'X' and lowercase 'x' on a three-line grid.
 - An illustration of a bird.
 - The word 'xenops' in dashed letters on a three-line grid.
- Five rows of dashed uppercase 'X's for tracing on three-line grids.
- Two rows of dashed lowercase 'x's for tracing on two-line grids.

Name _____ Week 26 Day 1 Date: _____

BCCS-B

SUNY Cortland SUNY Morrisville

Directions: Say the name of the picture aloud. Fill in the circle next to the word with the same ending sound.



art sat




sag rug



for bad



miss my



tan hand



bit dog



had so




sing pail



back ball



Day # 2

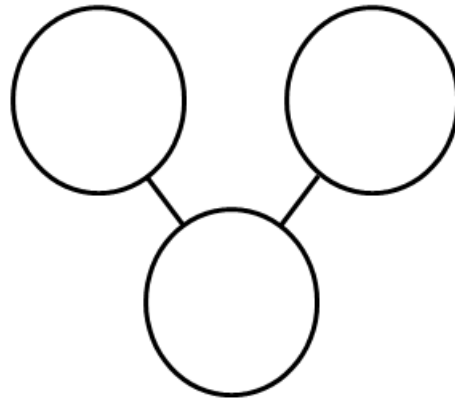
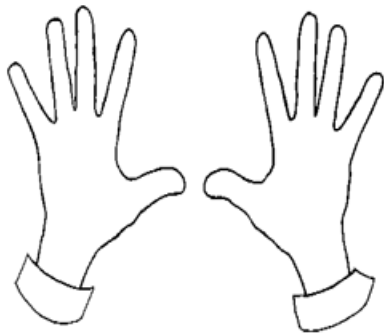
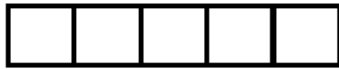
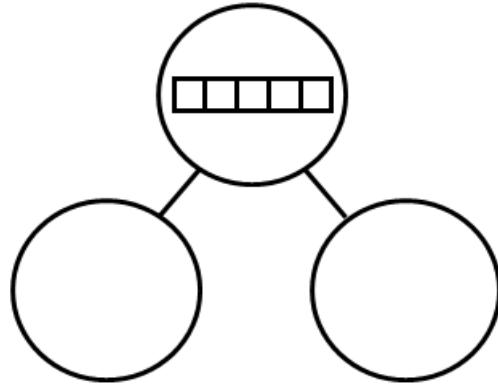
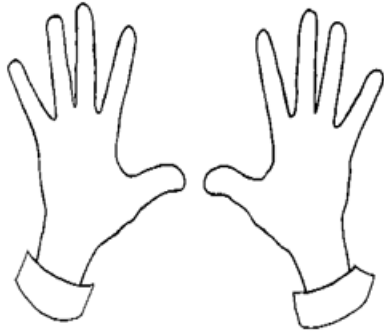


Name _____ Week 26 Day 2 Date: _____

BCCS-B

SUNY Cortland SUNY Morrisville

The squares below represent a cube stick. Color some squares blue and the rest of the squares red. Draw the squares you colored in the number bond. Show the hidden partners on your fingers to an adult. Color the fingers you showed.


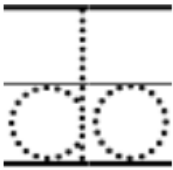


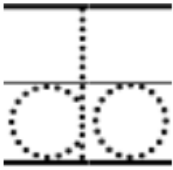


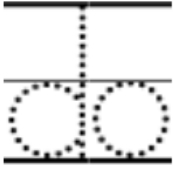


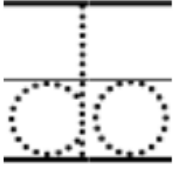


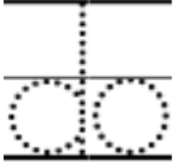



Name _____ Week 26 Day 2 Date: _____

BCCS-B

SUNY Cortland SUNY Morrisville

Directions: Trace and write the word **do**.


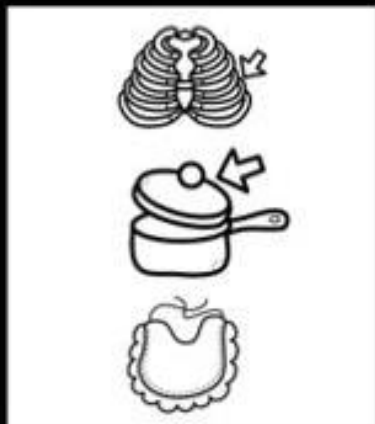



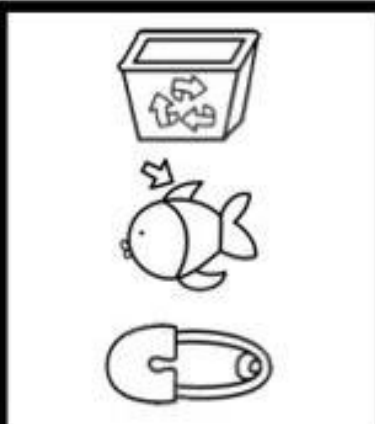
		
		
		
		
		

Name _____ Week 26 Day 2 Date: _____

BCCS-B


SUNY Cortland SUNY Morrisville

Directions: Read the word, write the word and color the matching picture.

Read	Write	Color
bib		
dig		
fin		



Day # 3


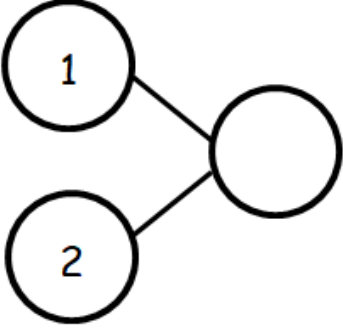
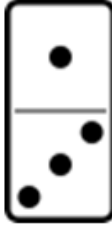
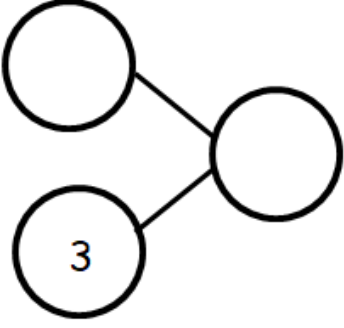
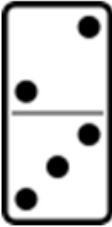
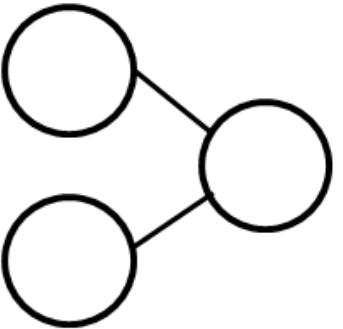
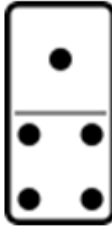
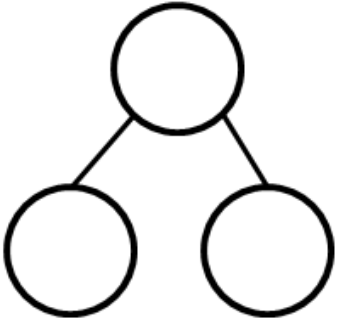


Name _____ Week 26 Day 3 Date: _____

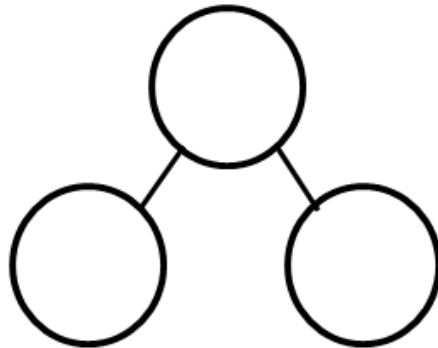
BCCS-B

SUNY Cortland SUNY Morrisville

Directions: Fill in the number bond to match the domino.

Fill in the domino with dots, and fill in the number bond to match.



Name _____ Week 26 Day 3 Date: _____

BCCS-B

SUNY Cortland SUNY Morrisville

Directions: Trace and write the word **how**.

how	how	
how	how	
how	how	
how	how	
how	how	
how	how	

Name _____ Week 26 Day 3 Date: _____

BCCS-B

SUNY Cortland SUNY Morrisville

Directions: Read the sentence. Color the word that matches the sentence.

1. The _____ can fly.



cat

bird

2. This is a _____.



fish

bat

3. The _____ is yellow.



cat

dog

4. The _____ is wet.



frog

dog

5. The _____ is little.




big

pig



Day # 4


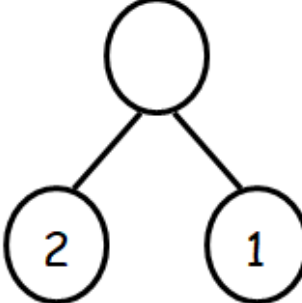



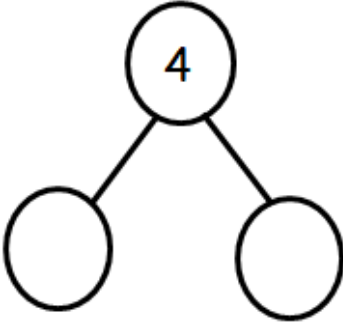
Name _____ Week 26 Day 4 Date: _____

BCCS-B

SUNY Cortland SUNY Morrisville

Directions: Finish the number bonds. Finish the number sentence.

 is and 

 is and 



Tell an adult a story about the animals, and then make a number sentence and number bond about it.

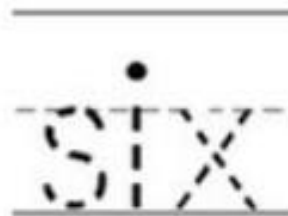

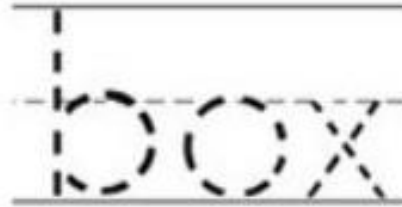

is and 

Name _____ Week 26 Day 4 Date: _____

BCCS-B

SUNY Cortland SUNY Morrisville

Directions: Trace the words with the letter X.




Name _____ Week 26 Day 4 Date: _____

BCCS-B

SUNY Cortland SUNY Morrisville

Directions: Trace and copy the sentences.




The cat can see the bat.



The dog sat on the log.



Day # 5


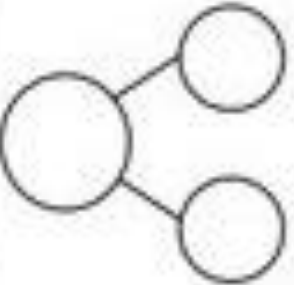

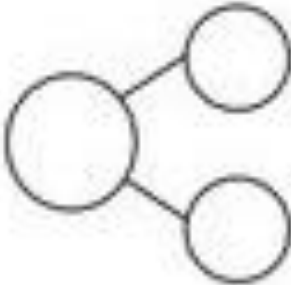

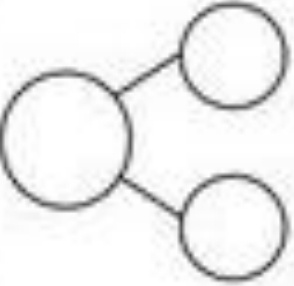

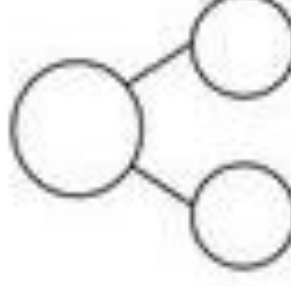

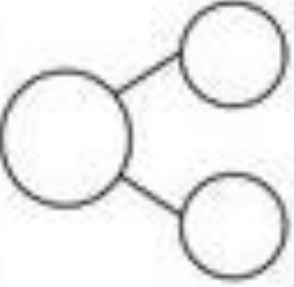

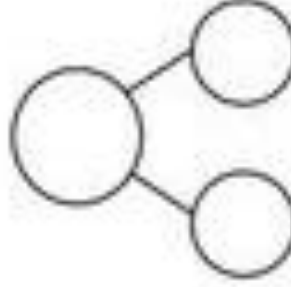

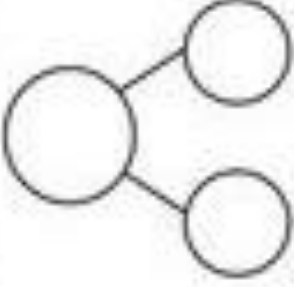

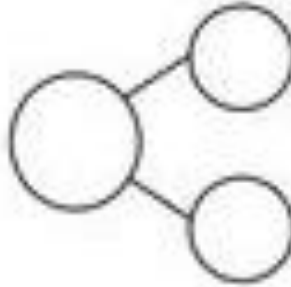


Name _____ Week 26 Day 5 Date: _____

BCCS-B

SUNY Cortland SUNY Morrisville

Directions: Fill in the number bond to match the dominoes.


1.		
2.		
3.		
4.		
5.		
6.		
7.		
8.		

Name _____ Week 26 Day 5 Date: _____

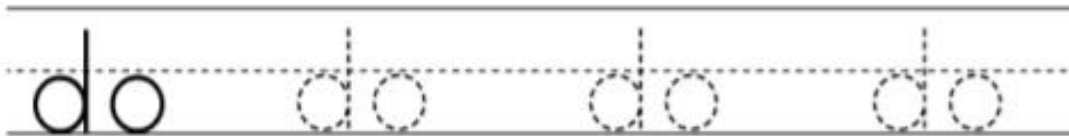
BCCS-B

SUNY Cortland SUNY Morrisville

Directions: Trace and write the word **do**.



1. Trace the word.




2. Circle the word in the sentences.

What do you like?

I have to do homework.

3. Finish the sentence below.



Name _____ Week 26 Day 5 Date: _____

BCCS-B

SUNY Cortland SUNY Morrisville

Directions: Trace and write the sentences.



The cat likes to play.



The dog can dig.
