



Name _____

27

Kindergarten Homework Remote Learning Packet

Week 27



Dear Educator,

My signature is proof that I have reviewed my scholar's work and supported him to the best of my ability to complete all assignments.


(Parent Signature)

(Date)

Parents please note that all academic packets are also available on our website at www.brighterchoice.org under the heading "Remote Learning." All academic packet assignments are mandatory and must be completed by all scholars.



Day # 1

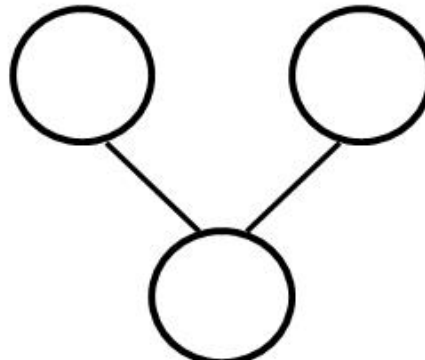



Name _____ Week 27 Day 1 Date: _____

BCCS-B

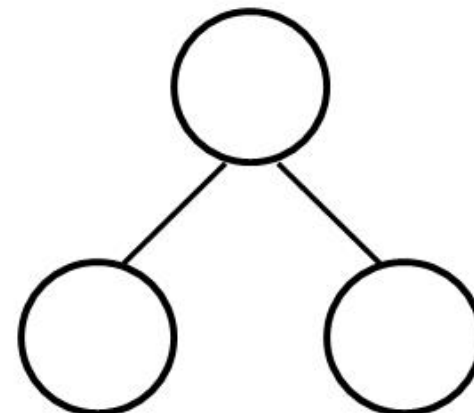

SUNY Cortland SUNY Morrisville

Directions: There are 2 pandas in a tree. 2 more are walking on the ground. How many pandas are there? Fill in the number bond and the sentence.



and make

Tell a story about the penguins. Fill in the number bond and the sentence to match your story.



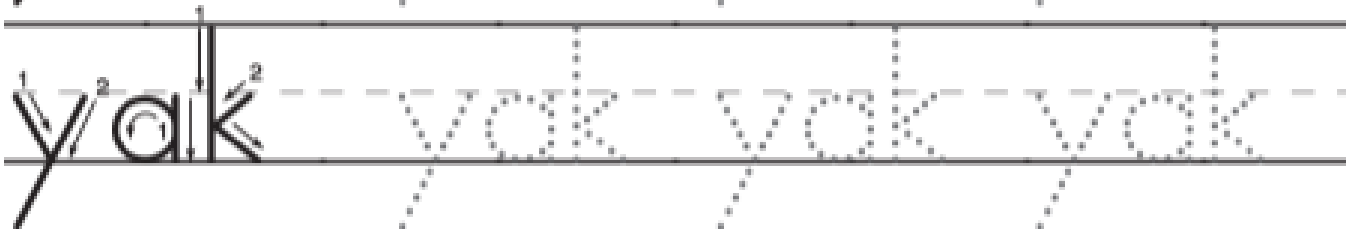
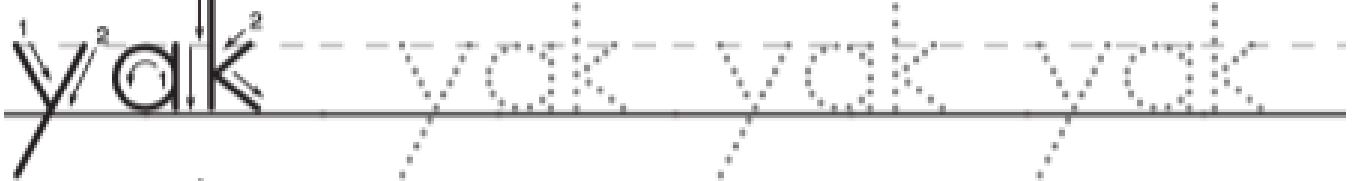
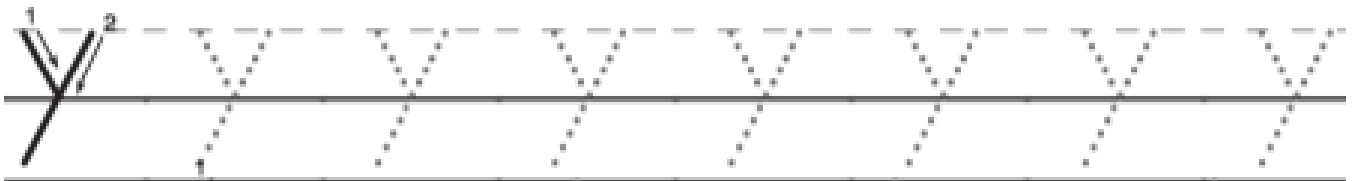
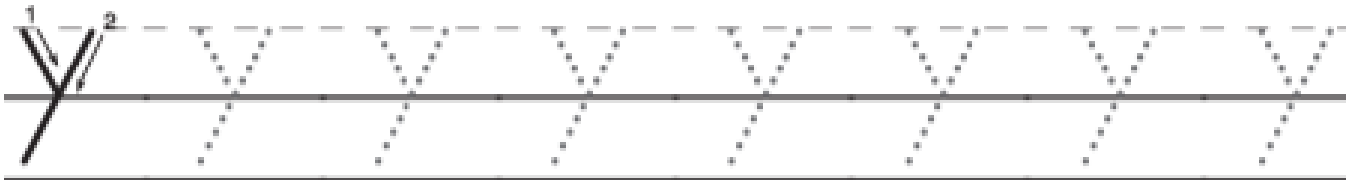
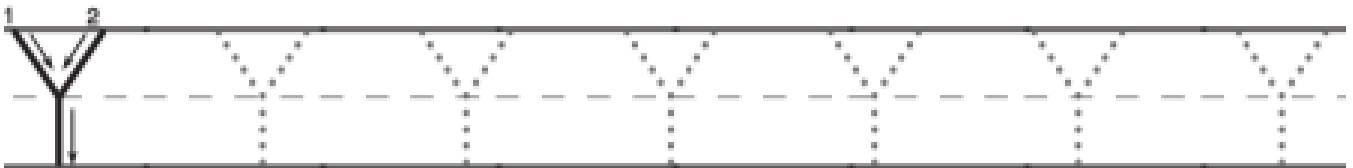
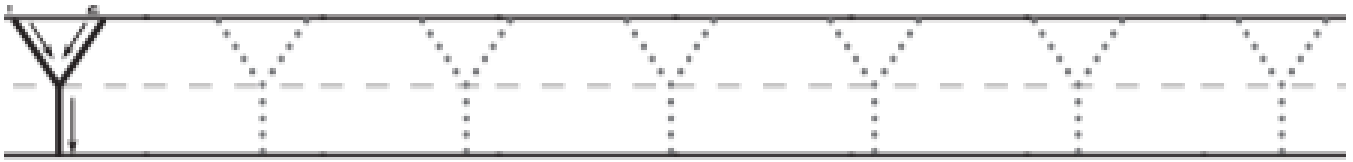
and make

Name _____ Week 27 Day 1 Date: _____

BCCS-B

SUNY Cortland SUNY Morrisville

Directions: Trace and write the letter y.



Name _____ Week 27 Day 1 Date: _____

BCCS-B

SUNY Cortland SUNY Morrisville

Directions: Say the word. Draw a line to match the word with the picture. Write the word.

cat



cap



cat

tub



pen



lip



fox




tap





Day # 2



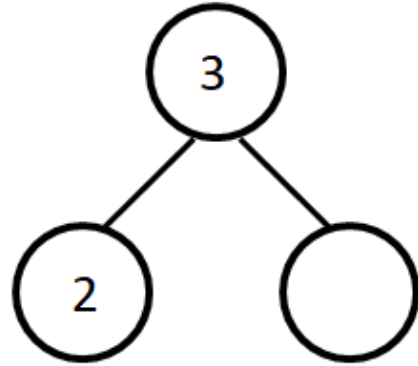
Name _____ Week 27 Day 2 Date: _____

BCCS-B

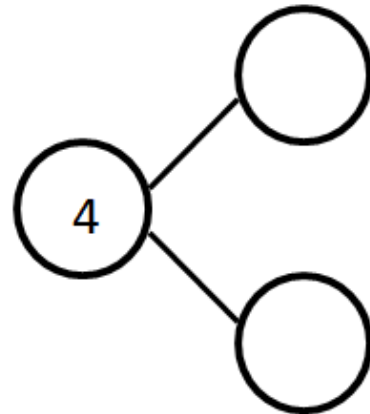
SUNY Cortland SUNY Morrisville

Directions: Tell a story. Complete the number bonds. Draw pictures that match your story and number bonds.

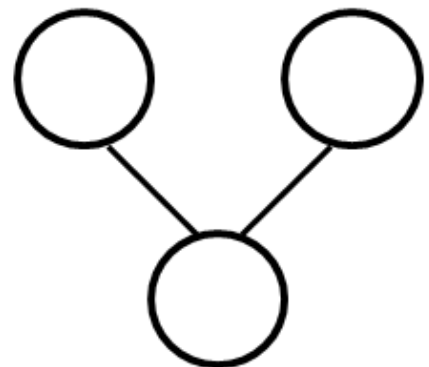
Draw some balls for your story.



Draw some crayons for your story.



Draw some shapes for your story.



Name _____ Week 27 Day 2 Date: _____

BCCS-B

SUNY Cortland SUNY Morrisville

Directions: Trace and write the word **their**.

their

their

their

their

their

their

their

their

their

their

Name _____ Week 27 Day 2 Date: _____

BCCS-B

SUNY Cortland SUNY Morrisville

Directions: Say the word. Write the word. Draw a line to match the word with the picture.

bib

bib



dog



bus




box



rat




log





Day # 3

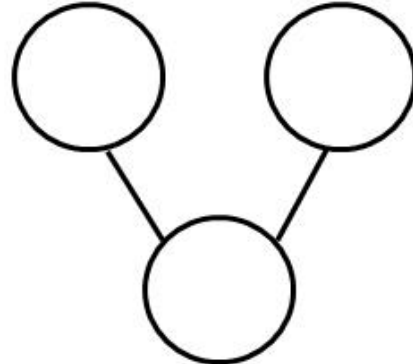
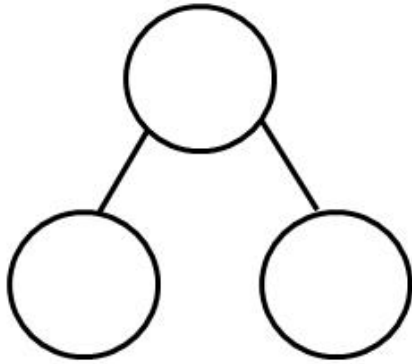
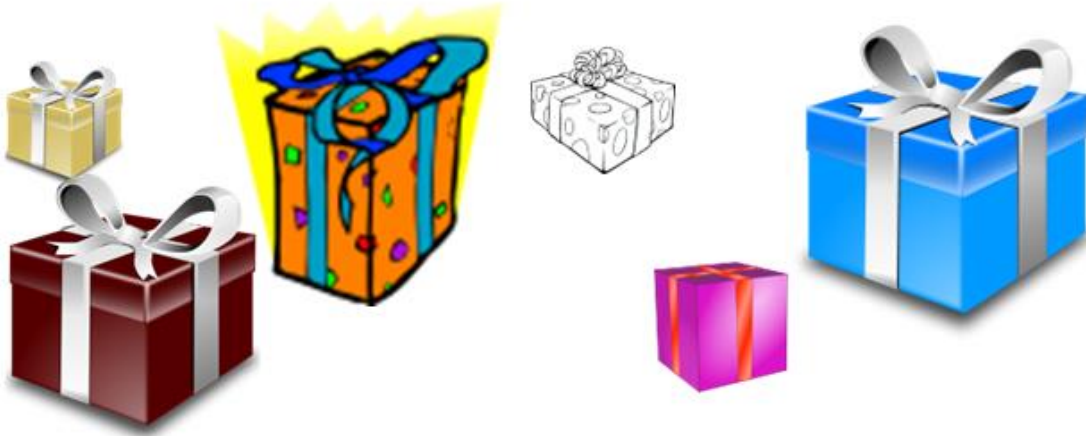


Name _____ Week 27 Day 3 Date: _____

BCCS-B

SUNY Cortland SUNY Morrisville

Directions: Look at the presents. Make 2 different number bonds. Tell an adult about the numbers you put in the number bonds.



Name _____ Week 27 Day 3 Date: _____

BCCS-B

SUNY Cortland SUNY Morrisville

Directions: Trace and write the word **if**.

if	if	
if	if	
if	if	
if	if	
if	if	
if	if	

Name _____ Week 27 Day 3 Date: _____

BCCS-B

SUNY Cortland SUNY Morrisville

Directions: Write the name of the picture.














Find the words above in the puzzle and circle them.

e	b	i	n	l	g	h
t	o	p	u	m	u	g
y	p	g	i	b	a	g
c	u	b	a	t	d	f
v	b	e	n	e	t	q



Day # 4

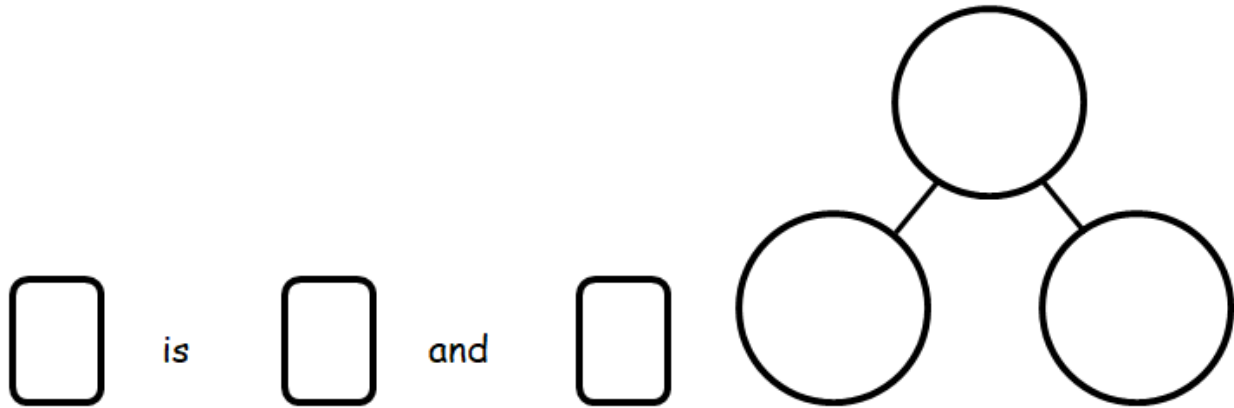


Name _____ Week 27 Day 4 Date: _____

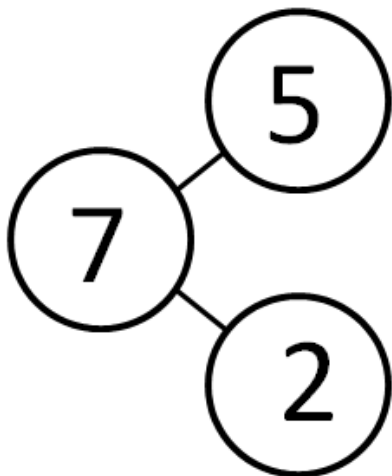
BCCS-B

SUNY Cortland SUNY Morrisville

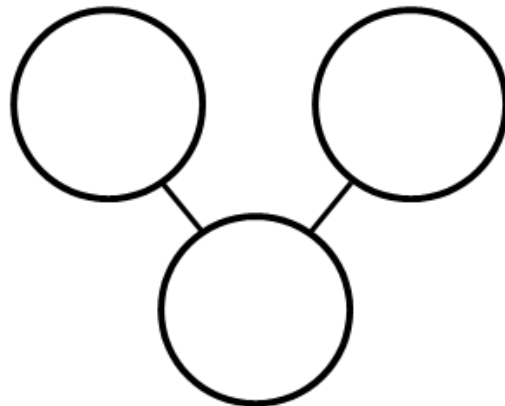
Directions: Draw a set of 3 and 4 triangles. How many shapes do you have? Fill in the number sentence and number bond.



The squares represent cube sticks. Color the cubes to match the number bond.



Color some cubes red and the rest blue. Fill out the number bond to match.



Name _____ Week 27 Day 4 Date: _____


BCCS-B

SUNY Cortland SUNY Morrisville

Directions: Trace the words that begin with **y**.



yak



yarn



yolk









yo-yo

Name _____ Week 27 Day 4 Date: _____

BCCS-B


SUNY Cortland SUNY Morrisville

Directions: Say the name of each picture. Unscramble the words to match the picture.

	mta	<hr/> <hr/> <hr/>
	sub	<hr/> <hr/> <hr/>
	pma	<hr/> <hr/> <hr/>
	atb	<hr/> <hr/> <hr/>
	ewb	<hr/> <hr/> <hr/>
	npa	<hr/> <hr/> <hr/>



Day # 5







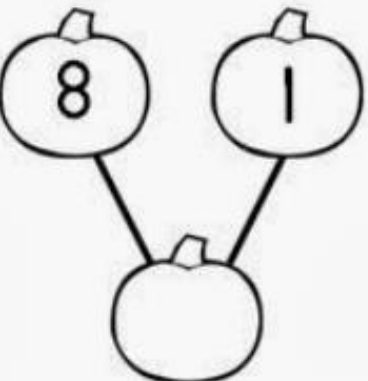
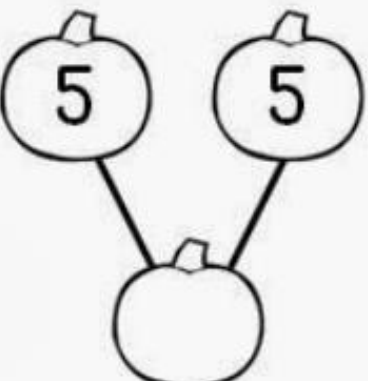
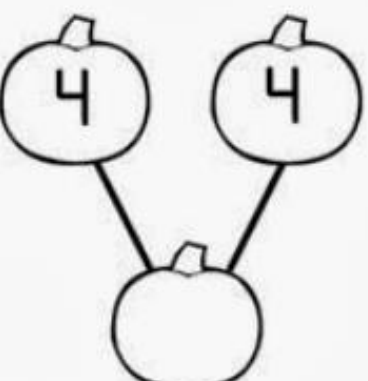


Name _____ Week 27 Day 5 Date: _____

BCCS-B

SUNY Cortland SUNY Morrisville

Directions: Complete the number bonds.

 <p>5 2</p>	 <p>3 3</p>	 <p>4 3</p>
 <p>2 2</p>	 <p>7 2</p>	 <p>6 0</p>
 <p>8 1</p>	 <p>5 5</p>	 <p>4 4</p>

Name _____ Week 27 Day 5 Date: _____

BCCS-B

SUNY Cortland SUNY Morrisville

Directions: Say and trace the sight words.

if

if if

into

into into

is

is is

it

it it

its

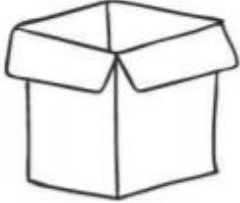
its its

Name _____ Week 27 Day 5 Date: _____

BCCS-B

SUNY Cortland SUNY Morrisville

Directions: Look at the picture. Write the correct middle sound (**a,e,i,o,u**) for each word to complete the word. Read the sentence.




This is a b_x.



I have a c_p.

10


He has t_n pens.



This is a b_g.



It is a big b_n.



Name _____

28

Kindergarten Homework Remote Learning Packet

Week 28



Dear Educator,

My signature is proof that I have reviewed my scholar's work and supported him to the best of my ability to complete all assignments.


(Parent Signature)

(Date)

Parents please note that all academic packets are also available on our website at www.brighterchoice.org under the heading "Remote Learning." All academic packet assignments are mandatory and must be completed by all scholars.



Day # 1


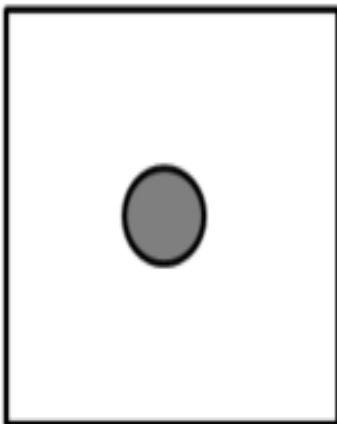
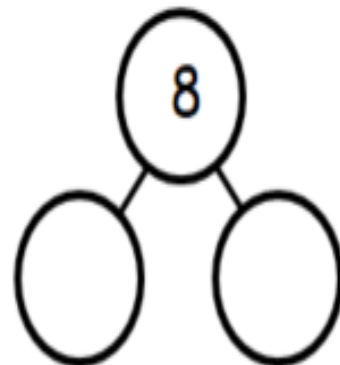
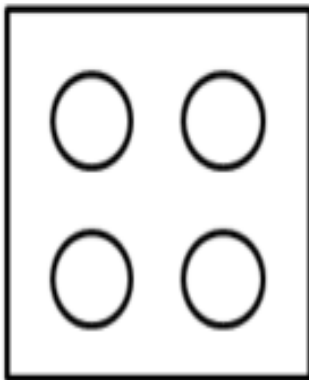



Name _____ Week 28 Day 1 Date: _____

BCCS-B

SUNY Cortland SUNY Morrisville

Directions: Complete the number bond to match the dot picture.


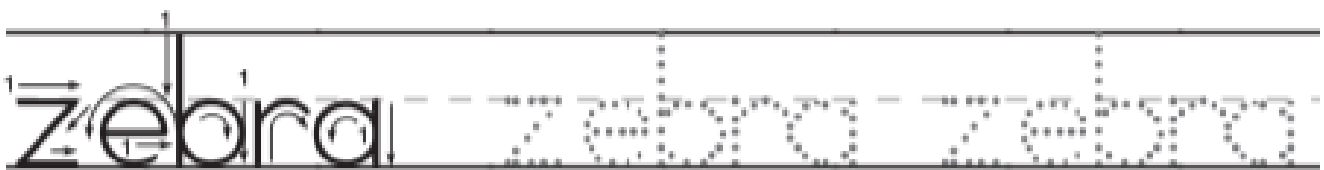




Name _____ Week 28 Day 1 Date: _____

BCCS-B

SUNY Cortland SUNY Morrisville

Directions: Trace the letter Z.









Name _____ Week 28 Day 1 Date: _____

BCCS-B


SUNY Cortland SUNY Morrisville

Directions: Say the picture name, unscramble the letters, and write the word.

Say it	Unscramble it	Write it
	a c t	<hr/> <hr/> <hr/>
	p n a	<hr/> <hr/> <hr/>
	a m p	<hr/> <hr/> <hr/>
	b g a	<hr/> <hr/> <hr/>
	t a h	<hr/> <hr/> <hr/>
	p t a	<hr/> <hr/> <hr/>



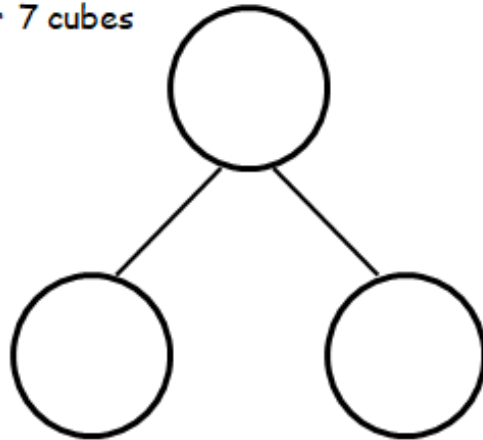
Day # 2



These squares below represent cubes. Color 7 cubes green and 1 blue. Fill in the number bond.



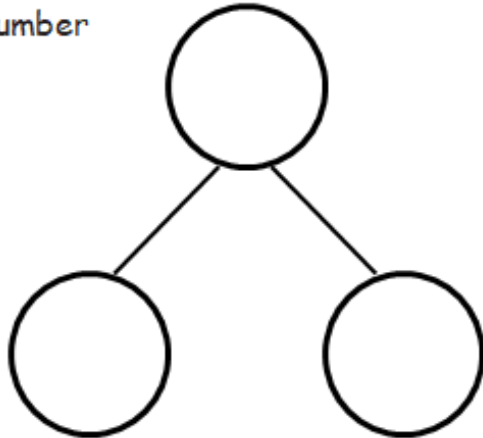
is and



Color 6 cubes green and 2 blue. Fill in the number bond.



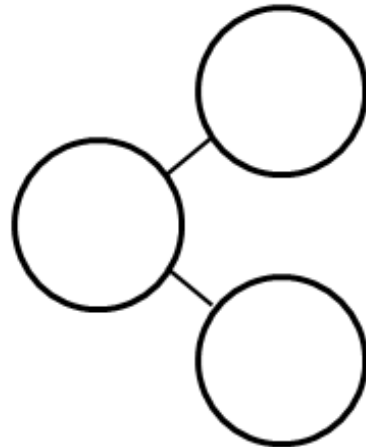
is and



Color some cubes green and the rest blue. Fill in the number bond.



is and



Name _____ Week 28 Day 2 Date: _____

BCCS-B

SUNY Cortland SUNY Morrisville

Directions: Trace and write the word **will**.

will

will

will

will

will

will

will

will

will






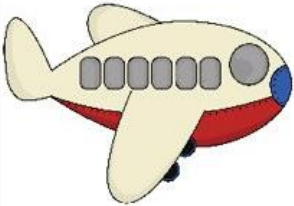
will

Name _____ Week 28 Day 2 Date: _____

BCCS-B


SUNY Cortland SUNY Morrisville

Directions: Say the name of each picture. Trace the word that matches the picture.

	log	dog	dot
	sun	fun	sub
	bat	cat	can
	bet	bun	bus
	peg	pig	wig
	jet	jam	bet



Day # 3

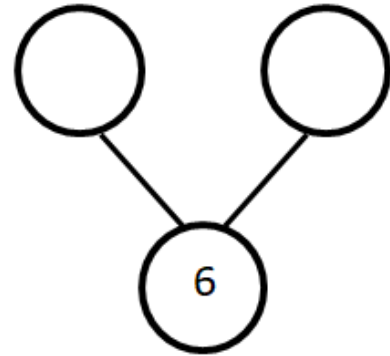


Name _____ Week 28 Day 3 Date: _____

BCCS-B

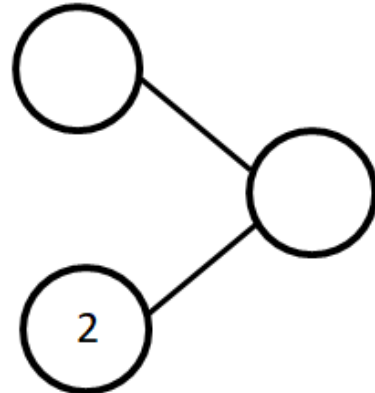
SUNY Cortland SUNY Morrisville

These squares represent cubes. Color 5 cubes green and 1 blue. Fill in the number bond.



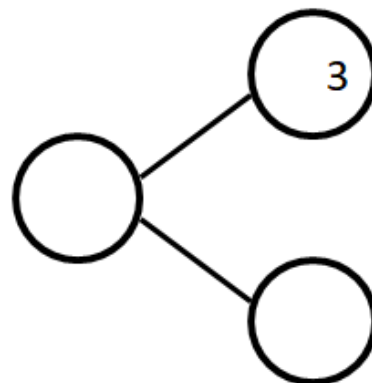
is and

Color 5 cubes green and 2 blue. Fill in the number bond.



is and

Color 4 cubes green and 3 blue. Fill in the number bond.



is and

Name _____ Week 28 Day 3 Date: _____

BCCS-B

SUNY Cortland SUNY Morrisville

Directions: Trace and write the word **each**.

each

each

each

each

each

each

each

each

each









each

Name _____ Week 28 Day 3 Date: _____

BCCS-B


SUNY Cortland SUNY Morrisville

Directions: Fill in the missing letters to finish the word.

1.  <input type="text"/> <input type="text"/> <input type="text"/> t	2.  m <input type="text"/> <input type="text"/>
3.  <input type="text"/> <input type="text"/> e <input type="text"/>	4.  l <input type="text"/> <input type="text"/>
5.  <input type="text"/> <input type="text"/> o <input type="text"/>	6.  p <input type="text"/> <input type="text"/>
7.  c <input type="text"/> <input type="text"/>	8.  <input type="text"/> <input type="text"/> <input type="text"/> b



Day # 4




Name _____ Week 28 Day 4 Date: _____

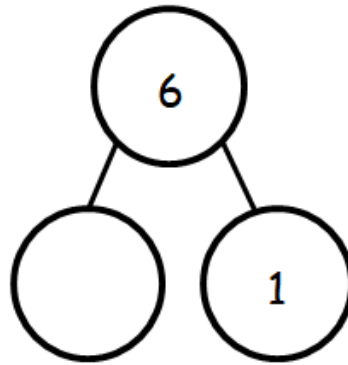
BCCS-B

SUNY Cortland SUNY Morrisville

Directions: Fill in the number bond to match the squares.



6 is and 1 more

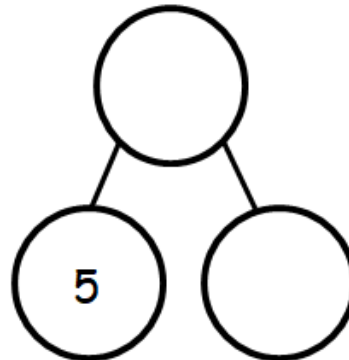


Color 5 squares blue in the first row.

Color 2 squares red in the second row.



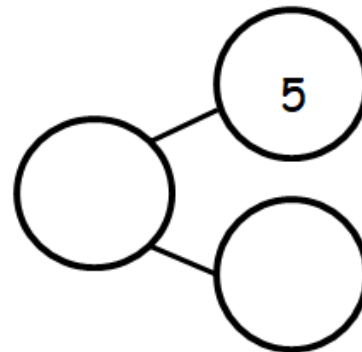
is 5 and more



Color 8 squares. Complete the number bond and sentence.



is 5 and more



Name _____ Week 28 Day 4 Date: _____

BCCS-B

SUNY Cortland SUNY Morrisville

Directions: Trace the words that begin with Z.



zero



zebra



zipper



zig zag

Name _____ Week 28 Day 4 Date: _____

BCCS-B

SUNY Cortland SUNY Morrisville


Directions: Use the word bank to write the word on the line that matches the picture.

mat hat rat cat bat

I see a _____ .



My _____ is red.



A _____ is black.



I pat my _____ .




I see a _____ .





Day # 5

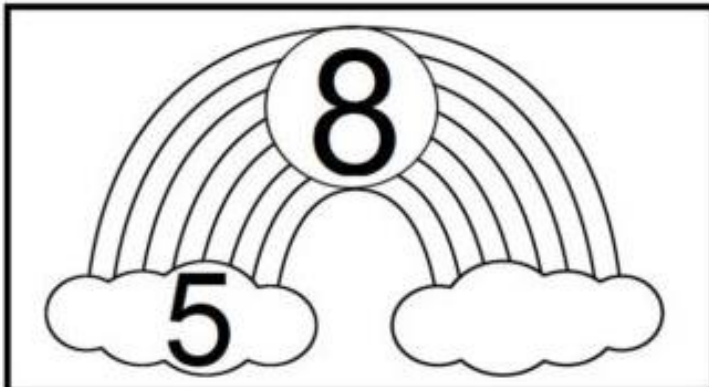

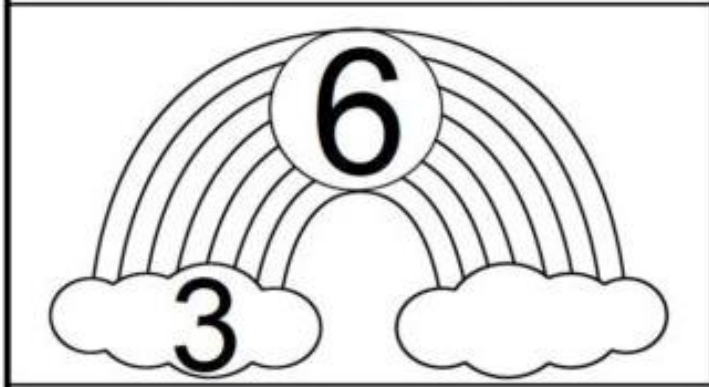

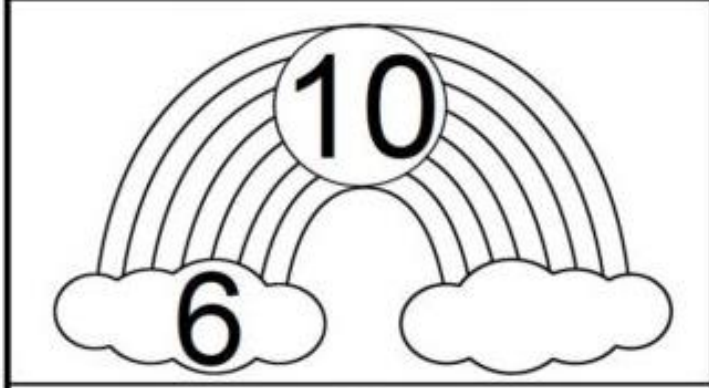
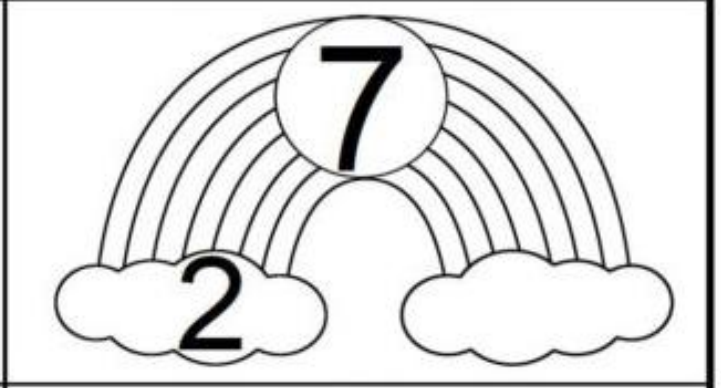
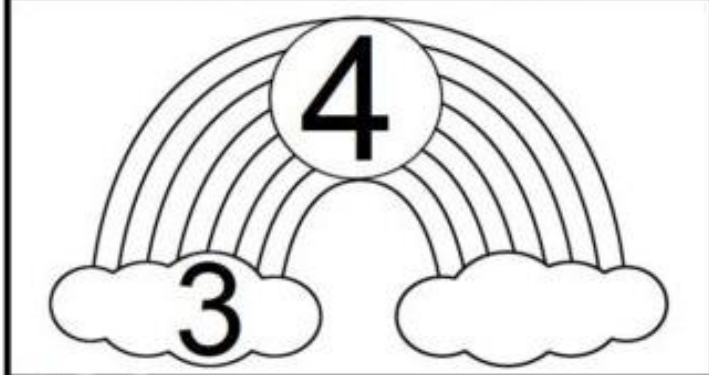
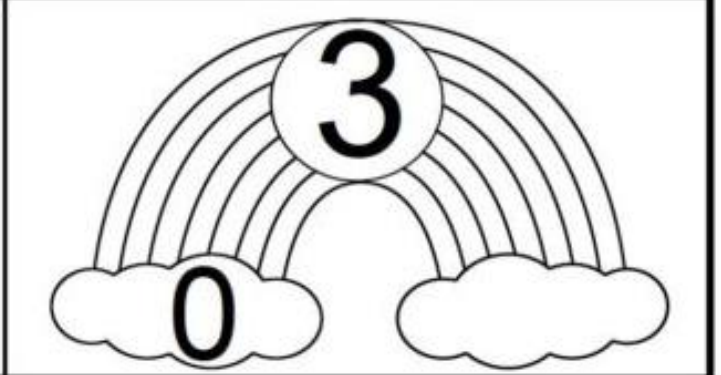


Name _____ Week 28 Day 5 Date: _____

BCCS-B

SUNY Cortland SUNY Morrisville

Directions: Write the missing number on the rainbow to complete the number bond.

Directions: Color, write and find the word **will**.

Color the word

Write the word

will

will

Find the word

when	so	will	did
were	see	can	
will	will	do	will
me	will	what	
will	get	could	not

Name _____ Week 28 Day 5 Date: _____

BCCS-B

SUNY Cortland SUNY Morrisville

Directions: Look at each picture. Write the missing word and then copy the sentence.

This is a _____.

.....



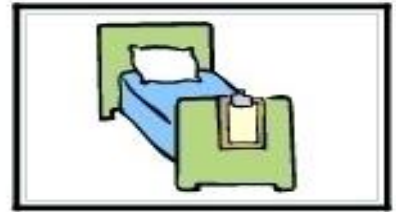
This is a _____.

.....



This is a _____.

.....



This is a _____.

.....



This is a _____.

.....





Name _____

29

Kindergarten Homework Remote Learning Packet

Week 29



Dear Educator,

My signature is proof that I have reviewed my scholar's work and supported him to the best of my ability to complete all assignments.

(Parent Signature)


(Date)

Parents please note that all academic packets are also available on our website at www.brighterchoice.org under the heading "Remote Learning." All academic packet assignments are mandatory and must be completed by all scholars.



Day # 1

Spring Break



Name _____ Week 29 Day 1 Date: _____

BCCS-B

SUNY Cortland SUNY Morrisville


Directions: Write the lowercase letters.

a _____ b _____ c _____ d _____

e _____ f _____ g _____ h _____

i _____ j _____ k _____ l _____

m _____ n _____



o _____ p _____ q _____ r _____

s _____ t _____ u _____ v _____

w _____ x _____ y _____ z _____

Name _____ Week 29 Day 1 Date: _____

BCCS-B

SUNY Cortland SUNY Morrisville

Directions: Fill in the missing numbers to complete the number bond.







<p>A number bond diagram featuring a sun with the number 7 inside its face. Two lines extend from the bottom of the sun to two clouds. The left cloud contains the number 3, and the right cloud is empty.</p>	<p>A number bond diagram featuring a sun with the number 3 inside its face. Two lines extend from the bottom of the sun to two clouds. The left cloud contains the number 1, and the right cloud is empty.</p>	<p>A number bond diagram featuring a sun with the number 10 inside its face. Two lines extend from the bottom of the sun to two clouds. The left cloud contains the number 6, and the right cloud is empty.</p>
<p>A number bond diagram featuring a sun with the number 5 inside its face. Two lines extend from the bottom of the sun to two clouds. The left cloud contains the number 2, and the right cloud is empty.</p>	<p>A number bond diagram featuring a sun with the number 9 inside its face. Two lines extend from the bottom of the sun to two clouds. The left cloud contains the number 4, and the right cloud is empty.</p>	<p>A number bond diagram featuring a sun with the number 2 inside its face. Two lines extend from the bottom of the sun to two clouds. The left cloud contains the number 1, and the right cloud is empty.</p>
<p>A number bond diagram featuring a sun with the number 4 inside its face. Two lines extend from the bottom of the sun to two clouds. The left cloud contains the number 1, and the right cloud is empty.</p>	<p>A number bond diagram featuring a sun with the number 6 inside its face. Two lines extend from the bottom of the sun to two clouds. The left cloud contains the number 4, and the right cloud is empty.</p>	<p>A number bond diagram featuring a sun with the number 8 inside its face. Two lines extend from the bottom of the sun to two clouds. The left cloud contains the number 7, and the right cloud is empty.</p>

Name _____ Week 29 Day 1 Date: _____

BCCS-B

SUNY Cortland SUNY Morrisville


Directions: Color the beginning sound for each picture.

	<p>t</p> <p>b</p> <p>j</p>  <p>t</p> <p>o</p> <p>r</p>
	<p>s</p> <p>u</p> <p>a</p>  <p>k</p> <p>d</p> <p>n</p>
	<p>w</p> <p>a</p> <p>y</p>  <p>c</p> <p>l</p> <p>h</p>



Day # 2

Spring Break



Name _____ Week 29 Day 2 Date: _____

BCCS-B

SUNY Cortland SUNY Morrisville

Directions: Trace the Spring words.



nest

nest



flower

flower



butterfly

butterfly



umbrella

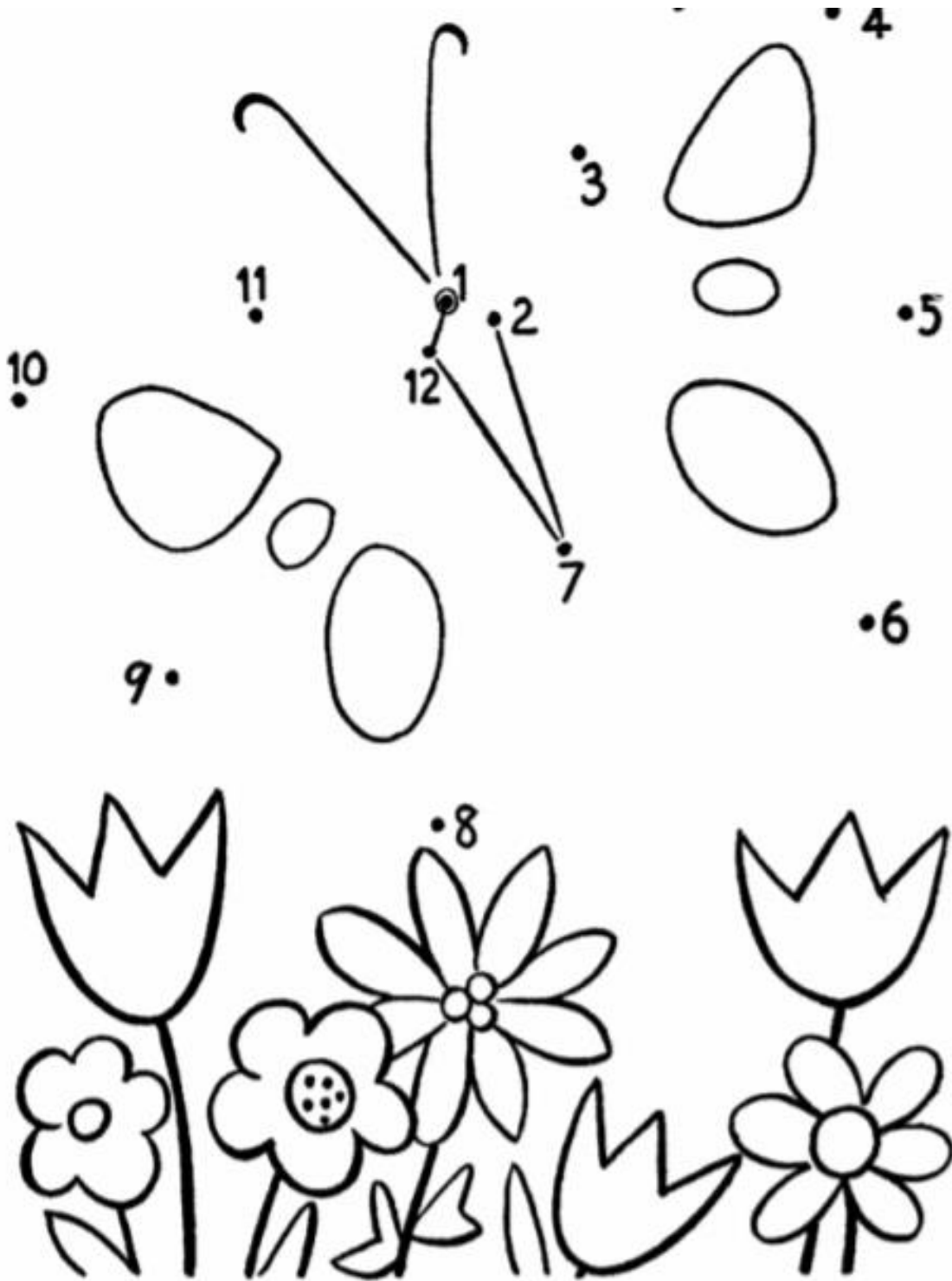
umbrella

Name _____ Week 29 Day 2 Date: _____

BCCS-B

SUNY Cortland SUNY Morrisville

Directions: Connect the numbers 1 to 12 to complete the picture.




Name _____ Week 29 Day 2 Date: _____

BCCS-B

SUNY Cortland SUNY Morrisville


Directions: Color each bee a different color. Then find the flowers that rhyme with each bee and color them the matching color.





Day # 3

Spring Break



Name _____ Week 29 Day 3 Date: _____

BCCS-B

SUNY Cortland SUNY Morrisville

Directions: Draw and write about what you like about spring.




I like spring because...

Name _____ Week 29 Day 3 Date: _____

BCCS-B

SUNY Cortland SUNY Morrisville

Directions: Create a graph using the pictures.

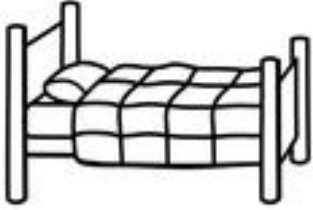


Name _____ Week 29 Day 3 Date: _____

BCCS-B

SUNY Cortland SUNY Morrisville

Directions: Write the ending sound for each picture.



b e




c a



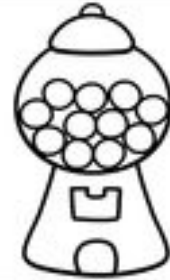
s u



j a



p i




g u



Day # 4

Spring Break




Name _____ Week 29 Day 4 Date: _____

BCCS-B

SUNY Cortland SUNY Morrisville

Directions: Answer the question below.

Opinion Writing



or



Do you like Peeps or jelly beans?

I like

because

Name _____ Week 29 Day 4 Date: _____

BCCS-B

SUNY Cortland SUNY Morrisville

Directions: Compare the two numbers. Trace more or less to complete each sentence correctly.

 is

more
less

 than .


 is

more
less

 than .

 is

more
less

 than .

 is

more
less

 than .

 is

more
less

 than .

Name _____ Week 29 Day 4 Date: _____


BCCS-B

SUNY Cortland SUNY Morrisville


Directions: Read the story and answer the questions.

Spring!


It is spring!




We can see flowers.



We can see bugs.



We can see birds.



We can see butterflies!

1. What season is it?

- a spring b winter
 c summer d fall

2. What does not fly?

- a flowers b bugs
 c butterflies d birds


3. What grows in the ground?

- a butterflies b flowers
 c bugs d birds



Day # 5

Spring Break



Name _____ Week 29 Day 5 Date: _____

BCCS-B

SUNY Cortland SUNY Morrisville

Directions: Finish the sentence below using the words in the boxes.



I can see _____



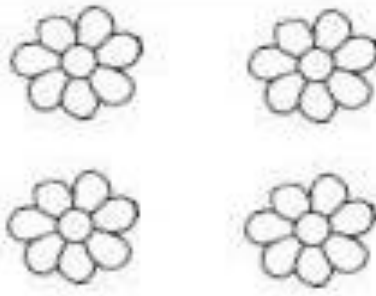




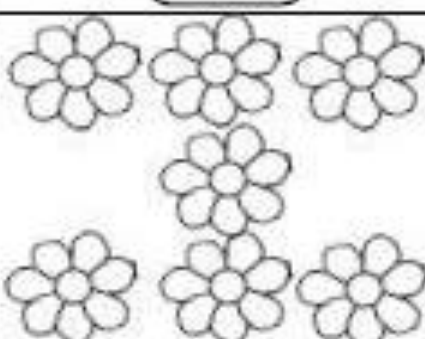



Name _____ Week 29 Day 5 Date: _____

BCCS-B

SUNY Cortland SUNY Morrisville

Directions: Count the flowers and write how many in the box.

 <input data-bbox="243 735 422 882" type="text"/>	 <input data-bbox="714 735 876 882" type="text"/>	 <input data-bbox="1201 735 1380 882" type="text"/>
 <input data-bbox="259 1239 422 1386" type="text"/>	 <input data-bbox="714 1239 876 1386" type="text"/>	 <input data-bbox="1201 1239 1380 1386" type="text"/>
 <input data-bbox="259 1722 422 1869" type="text"/>	 <input data-bbox="714 1722 876 1869" type="text"/>	 <input data-bbox="1201 1722 1380 1869" type="text"/>

Name _____ Week 29 Day 5 Date: _____

BCCS-B

SUNY Cortland SUNY Morrisville

Directions: Follow the alphabet to finish the picture.

