

Name \_\_\_\_\_

27

# Kindergarten Math Remote Learning Packet

## Week 27



Dear Educator,

My signature is proof that I have reviewed my scholar's work and supported him to the best of my ability to complete all assignments.

\_\_\_\_\_  
(Parent Signature)

\_\_\_\_\_  
(Date)

Parents please note that all academic packets are also available on our website at [www.brighterchoice.org](http://www.brighterchoice.org) under the heading "Remote Learning." All academic packet assignments are mandatory and must be completed by all scholars.



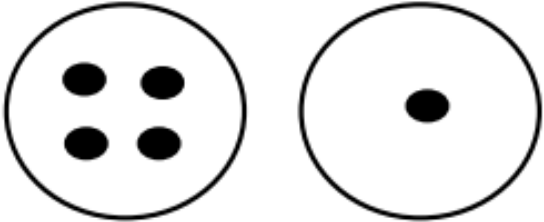
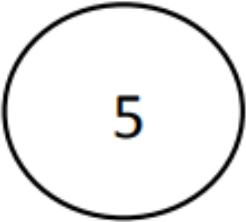

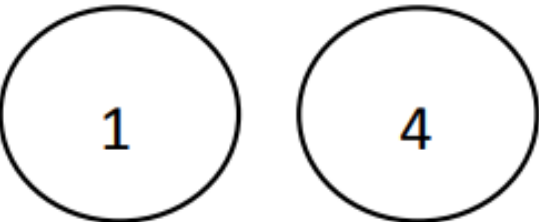

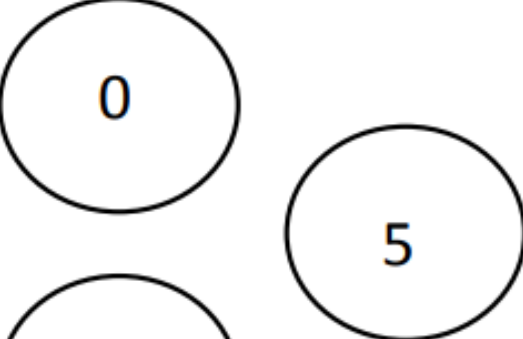
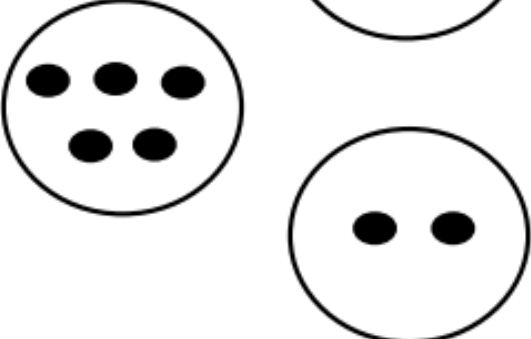
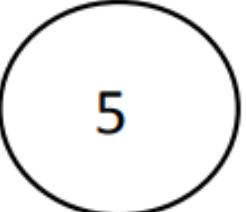
Name \_\_\_\_\_ Week 27 Day 1 Date: \_\_\_\_\_

BCCS-B

SUNY Cortland SUNY Morrisville

Module 4 Lesson 5 Hook

Draw lines to make a bond of 5.

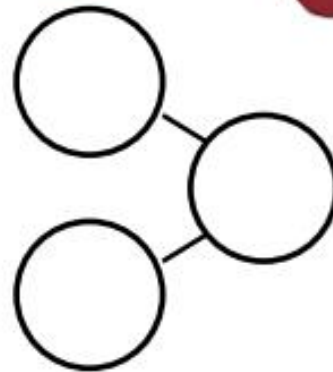
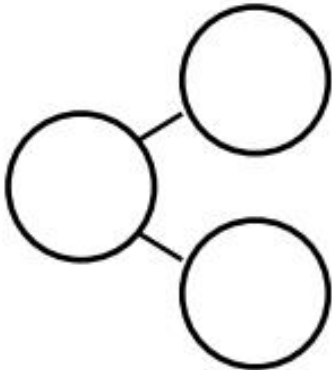
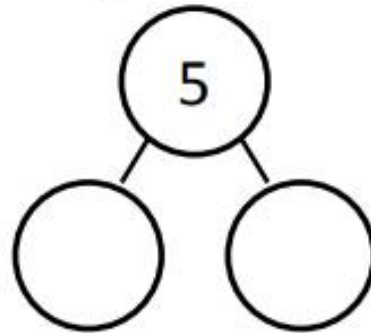
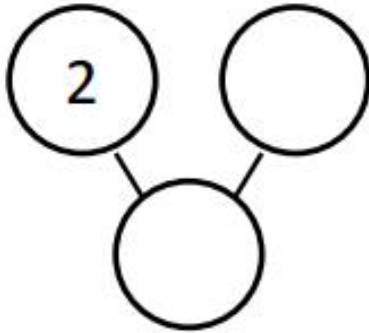
Name \_\_\_\_\_ Week 27 Day 1 Date: \_\_\_\_\_

BCCS-B

SUNY Cortland SUNY Morrisville


**Module 4 Lesson 5 Problem Set**

Write numbers to fill in the number bonds.





**Day # 2**

























Name \_\_\_\_\_ Week 27 Day 2 Date: \_\_\_\_\_

BCCS-B

SUNY Cortland SUNY Morrisville

**Module 4 Lesson 6 Sprint #1**

Circle the number needed to make 5.

1				
2	* * * *	*	* *	
3				
4				
5	* * *	* *	* * *	*
6				
7				
8	*	* *	* * *	* * * *
9				
10	1	3	4	2























Name \_\_\_\_\_ Week 27 Day 2 Date: \_\_\_\_\_

BCCS-B

SUNY Cortland SUNY Morrisville

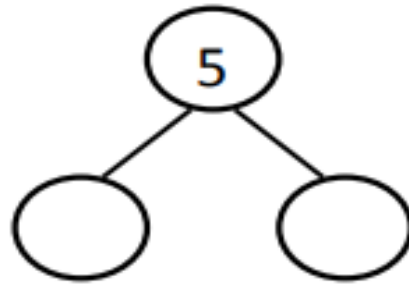
**Module 4 Lesson 6 Sprint #2**

Circle the number needed to make 5.

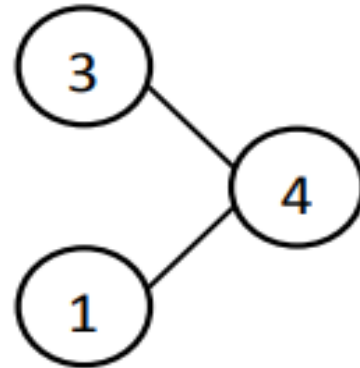
1				
2	* * * *	*	* *	
3				
4				
5	* * *	* *	* * *	*
6				
7				
8	*	* *	* * *	* * * *
9				
10	1	3	4	2

**Module 4 Lesson 6 Problem Set**

Fill in the number bond. Tell a story about the birds to your friend.



Tell a story that matches the number bond. Draw pictures that match your story.



Tell a story. Draw pictures and a number bond that match your story.



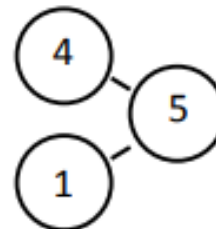
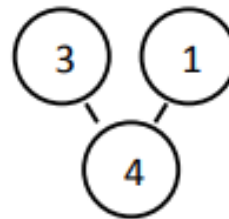
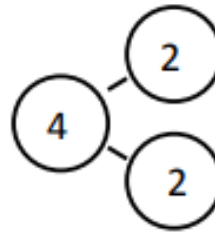
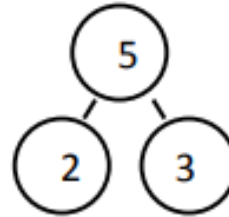
Name \_\_\_\_\_ Week 27 Day 2 Date: \_\_\_\_\_

BCCS-B

SUNY Cortland SUNY Morrisville

**Module 4 Lesson 6 Problem Set Continued**

The squares below represent cube sticks. Draw a line to match the number bond to the cube stick.





Name \_\_\_\_\_ Week 27 Day 3 Date: \_\_\_\_\_

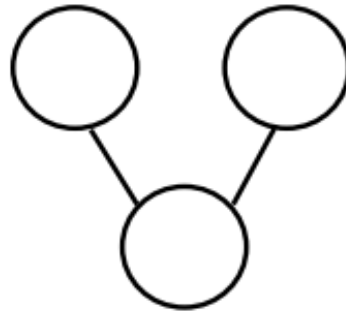
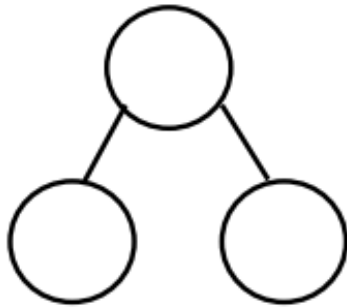
BCCS-B

SUNY Cortland SUNY Morrisville

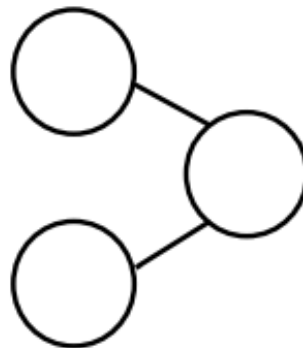

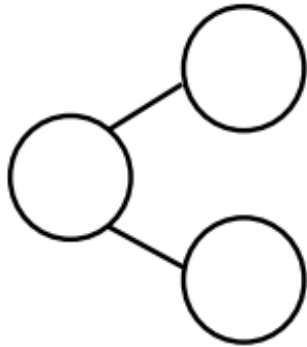
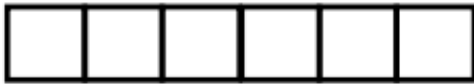
**Module 4 Lesson 7 Problem Set**



Look at the birds. Make 2 different number bonds. Tell a friend about the numbers you put in one of the bonds.



Color some squares green and the rest yellow. Write numbers in the bonds to match the colors of your squares.





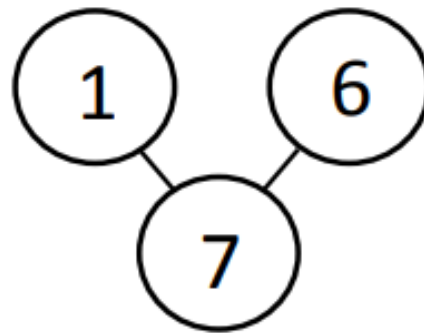

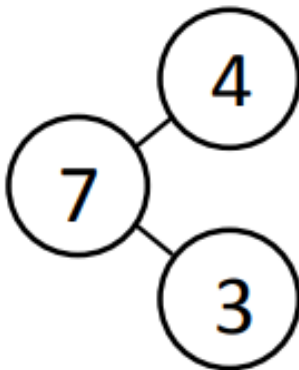
**Module 4 Lesson 8 Problem Set**

Tell a story about the shapes. Complete the number bond.

triangles     squares make     shapes

---

The squares below represent cube sticks. Color the cube stick to match the number bond.



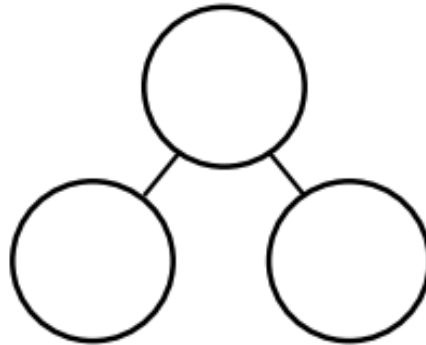
Name \_\_\_\_\_ Week 27 Day \_\_\_\_\_ Date: \_\_\_\_\_

BCCS-B

SUNY Cortland SUNY Morrisville

**Module 4 Lesson 8 Problem Set Continued**

**Directions:** In each stick, color some cubes orange and the rest purple. Fill out the number bond to match. Tell a story about one of your number bonds to a friend.



---

Draw a 7-stick, and use 2 colors to make 7. Make a number bond, and fill it in.

---



Name \_\_\_\_\_

28

## Kindergarten Math Remote Learning Packet

### Week 28



Dear Educator,

My signature is proof that I have reviewed my scholar's work and supported him to the best of my ability to complete all assignments.


\_\_\_\_\_  
(Parent Signature)

\_\_\_\_\_  
(Date)

Parents please note that all academic packets are also available on our website at [www.brighterchoice.org](http://www.brighterchoice.org) under the heading "Remote Learning." All academic packet assignments are mandatory and must be completed by all scholars.



**Day # 1**





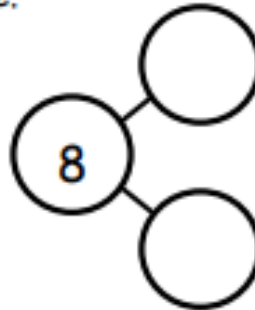
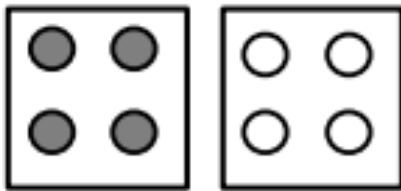
Name \_\_\_\_\_ Week 28 Day 1 Date: \_\_\_\_\_

BCCS-B

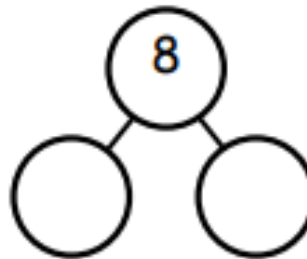
SUNY Cortland SUNY Morrisville

**Module 4 Lesson 9 Problem Set**

Fill in the number bond to match the picture.



Draw some more dots to make 8 dots in all, and finish the number bond.

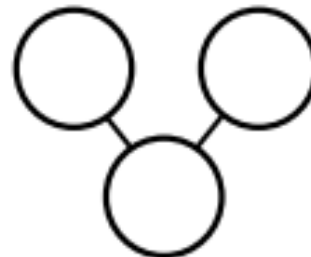


Draw 8 dots, some blue and the rest red. Fill in the number bond.



Blue Dots

Red Dots



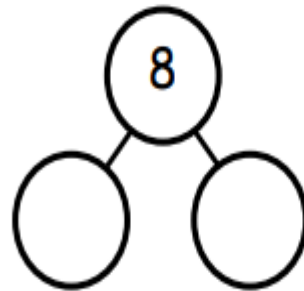
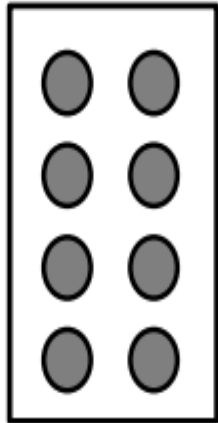
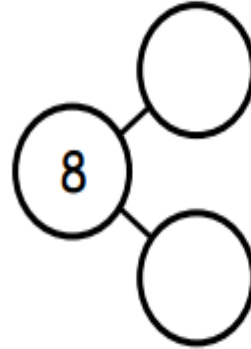
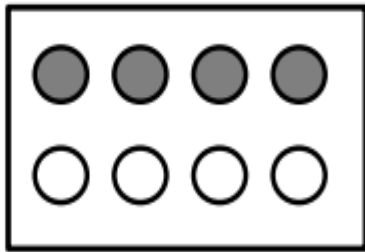
Name \_\_\_\_\_ Week 28 Day 1 Date: \_\_\_\_\_

BCCS-B

SUNY Cortland SUNY Morrisville


**Module 4 Lesson 9 Problem Set Continued**

Draw a line to make 2 groups of dots. Fill in the number bond.



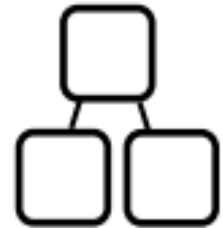



**Day # 2**



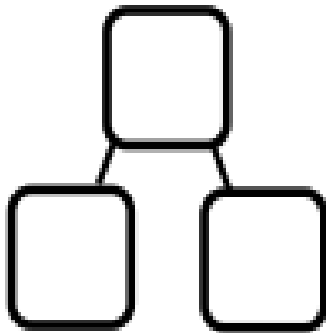

**Module 4 Lesson 10 Problem Set**

Fill in the number bond to match.



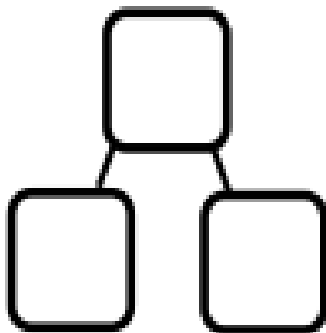
**Module 4 Lesson 10 Problem Set Continued**

Color some of the faces orange and the rest blue. Fill in the number bond.



6 is  and


Color some of the faces orange and the rest blue. Fill in the number bond.



is  and

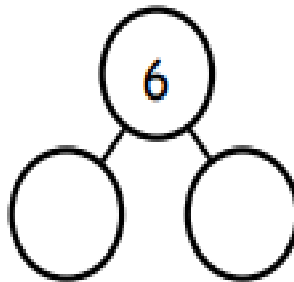


**Day # 3**

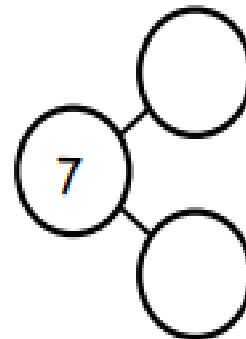


**Module 4 Lesson 11 Problem Set**

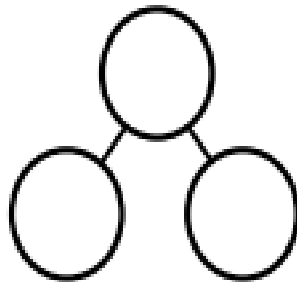

These squares represent cubes. Draw a line to break the stick into 2 parts. Complete the number bond and number sentence.



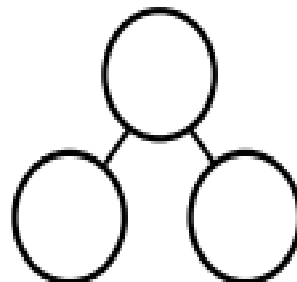
6 is  and



is  and



is  and



is  and

On the back of your paper, draw a cube stick with some red cubes and some blue cubes. Draw a number bond to match.





Name \_\_\_\_\_ Week 29 Day 4 Date: \_\_\_\_\_

BCCS-B

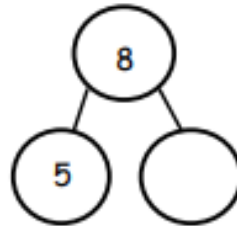
SUNY Cortland SUNY Morrisville

**Module 4 Lesson 12 Problem Set**

5 boxes are colored. Color 3 more boxes to make 8. Complete the number bond.



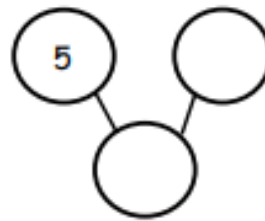
5 and  more is 8



5 boxes are colored. Color more boxes to make 7. Complete the number bond.



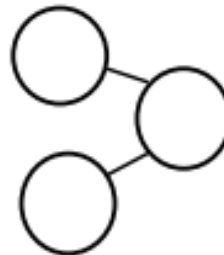
5 and  more is



Color 6 cubes. Complete the number bond.



5 and  more is



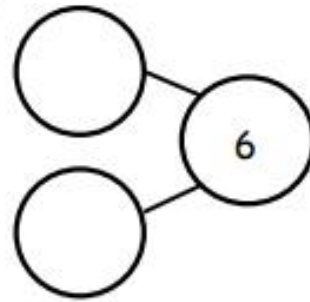
Name \_\_\_\_\_ Week 29 Day 4 Date: \_\_\_\_\_

BCCS-B

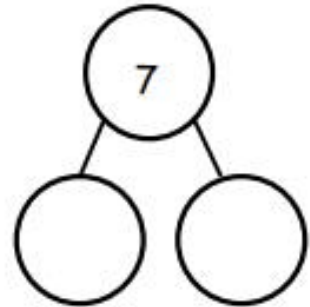
SUNY Cortland SUNY Morrisville

**Module 4 Lesson 12 Problem Set**

Draw more to make 6. Complete the number bond.



Draw more to make 7. Complete the number bond.



Draw more to make 8. Complete the number bond.

