




Name _____



Kindergarten Reading Mastery Packet Remote Learning Packet

Week 25



Dear Educator,

My signature is proof that I have reviewed my scholar's work and supported him to the best of my ability to complete all assignments.


(Parent Signature)

(Date)

Parents please note that all academic packets are also available on our website at www.brighterchoice.org under the heading "Remote Learning." All academic packet assignments are mandatory and must be completed by all scholars.



Day # 1




Name: _____ Week 25 Day 1: Date: _____

BCCS-B

SUNY Cortland SUNY Morrisville

Directions: Read the story. Circle all of the words that contain short a.



Circle all of words that have the letter a making the 'a' sound.

The hat was red.

A man sat on a van.

On top of a cap was a cat.

The rat ran at the bat.

The cat sat on the mat.

The cab was red.










A bat and cat sat on a mat!










Name: _____ Week 25 Day 1: Date: _____









BCCS-B

SUNY Cortland SUNY Morrisville

Directions: Say the name of each picture. Write the beginning sound in the box.

Name: _____ Week 25 Day 1: Date: _____

BCCS-B

SUNY Cortland

SUNY Morrisville

Directions: Read the story three times. Color the picture. Complete the sentences.

The cat is gray.
The cat likes to play.
Jon plays with the cat.
Jon loves the gray cat!

Use the picture clues
to help you read:



I read to
my friend:



Color:



Fill in the answer:

The cat is _____.

Jon plays with the _____.



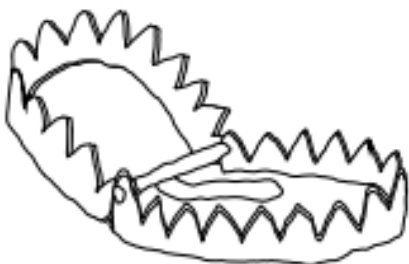


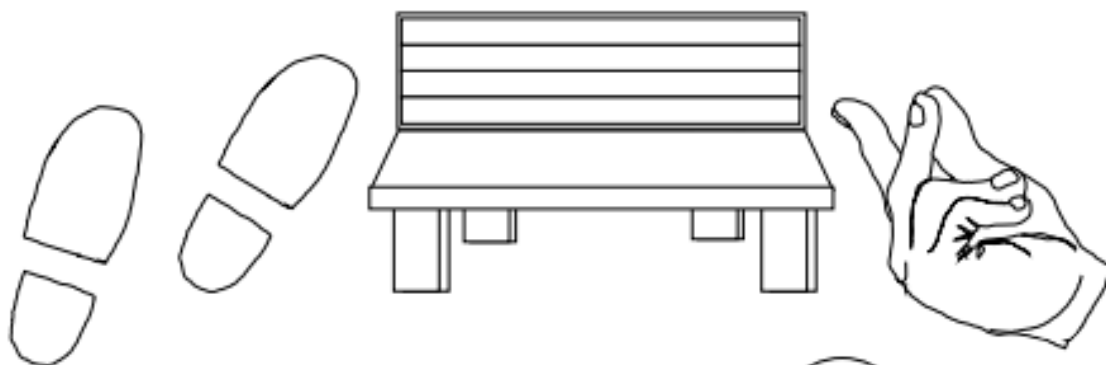
Name: _____ Week 25 Day 1: Date: _____

BCCS-B

SUNY Cortland

SUNY Morrisville

Directions: Say the name of each picture. Color each picture that contains the ch digraph.



Digraphs: CH



Name: _____ Week 25 Day 1: Date: _____

BCCS-B


SUNY Cortland

SUNY Morrisville

Directions: Read the story three times. Complete the sentences at the bottom of the page about the story.

Chad and the Chimp

Chad is on his way home when he sees a chimp. Chad rubs his chin as he looks at the chimp. The chimp eats a cherry as it looks at Chad. The chimp sees two yellow chicks pass by and runs after them.



1. _____ is on his way home.

dad Chad boy

2. Chad sees a _____.


chair mat chimp

3. The chimp sees two _____.

rats chicks hens



Day # 2



Name: _____ Week 25 Day 2: Date: _____

BCCS-B

SUNY Cortland SUNY Morrisville

Directions: Read the story. Circle all of the words that contain /s/.



Circle all of words that have the letter s making the 's' sound.

The cat sat on the mat.

I see a sun.

The cat ran on the sand.

The bus was red.

I see a cat and the sun.

The sun is fun.

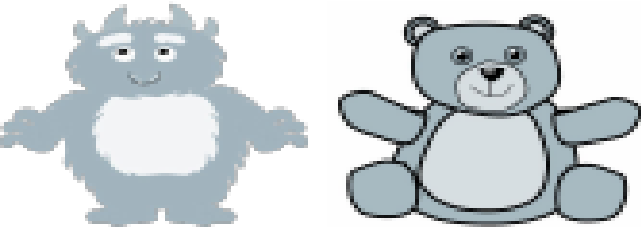
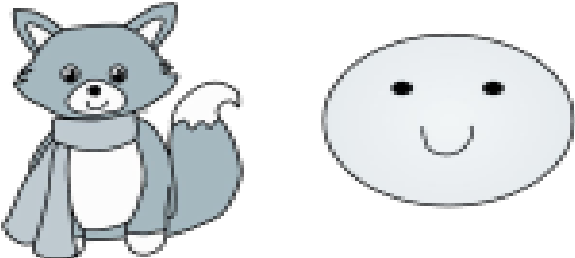
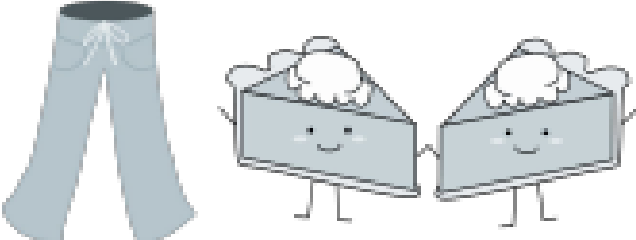
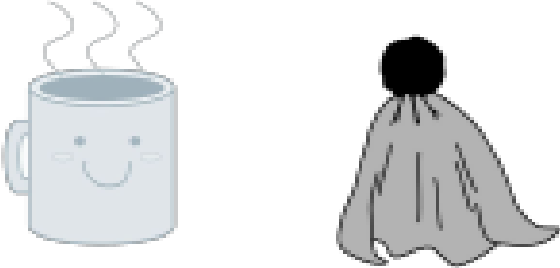
My son is fun.

Name: _____ Week 25 Day 2: Date: _____

BCCS-B

SUNY Cortland SUNY Morrisville

Directions: Say the names of both pictures in the box on the left. Listen for the beginning sound. Circle the letter that represents that sound in the box on the right.

	h b g
	v f r
	b n p
	m c s

Name: _____ Week 25 Day 2: Date: _____

BCCS-B

SUNY Cortland SUNY Morrisville

Directions: Read the story three times. Color the picture. Complete the sentences.

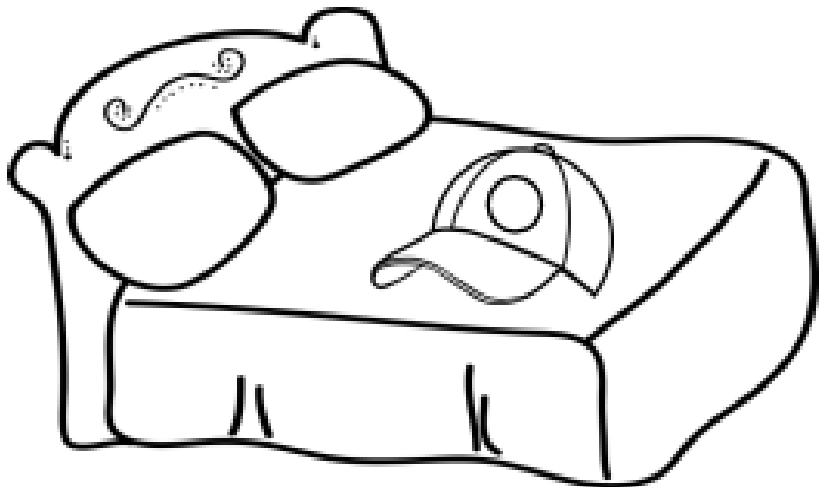
Bev has a hat.
The hat is pink.
It has a dot on it.
The hat is on the bed.

Use the picture clues
to help you read:



I read to
my friend:

Color:



Fill in the answer:

Bev has a _____.

The hat is on the _____.



Name: _____ Week 25 Day 2: Date: _____

BCCS-B

SUNY Cortland SUNY Morrisville

Read the word, write the word, and color the picture.

Read -

ch e st

ch est

chest

Write -

chest

Color -

Read -

ch i ck

ch ick

chick

Write -

chick

Color -

Read -

ch ur ch

ch urch

church

Write -

church

Color -

ch ch ch ch



Name: _____ Week 25 Day 2: Date: _____

BCCS-B

SUNY Cortland SUNY Morrisville
















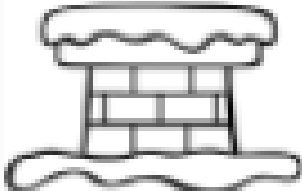


Ch SOUND



ch




no ch



Day # 3












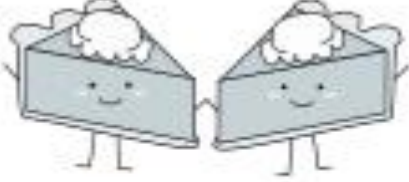








Name: _____ Week 25 Day 3: Date: _____

BCCS-B

SUNY Cortland SUNY Morrisville

Directions: Say the first sound and name of the picture. Blend them together. Circle the correct picture for the new word.

f + 	 
p + 	 
c + 	 
p + 	 
f + 	 
b + 	 

Name: _____ Week 25 Day 3: Date: _____

BCCS-B

SUNY Cortland

SUNY Morrisville

Directions: Read the story. Circle all of the words that contain /t/.



Sound Detectives!

Circle all of words that have the letter t making the 't' sound.

The hat was red.

A cat sat on a mat.

On top sat a rat.

The hut was red.

The cat sat on the mat.

The cat was sat.

A bat and cat sat on a mat!

Name: _____ Week 25 Day 3: Date: _____

BCCS-B


SUNY Cortland SUNY Morrisville

Directions: Read the story three times. Color the picture. Complete the sentences.

© Danielle Mastandrea

I played in the tub.
I had my yellow duck.
I put the duck in a cup.
The cup is pink and blue.


Use the picture clues
to help you read:



I read to
my friend:



Color:



Fill in the answer:

I played in the _____.

I put the duck in a _____.



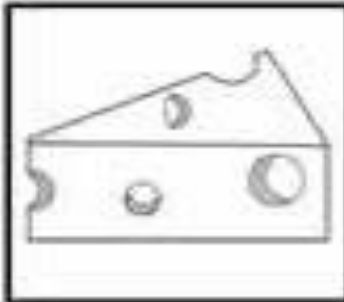
Name: _____ Week 25 Day 3: Date: _____

BCCS-B

SUNY Cortland SUNY Morrisville

Directions: Use the words at the bottom of the page to label each picture correctly.

Words Beginning with ch



chick	cheese	church	chef
chin	cheetah	chalk	chair



Name: _____ Week 25 Day 3: Date: _____

BCCS-B

SUNY Cortland SUNY Morrisville

Directions: Use the words at the bottom of the page to complete each sentence.

1. Charlie will the carrots.

2. The teacher showed us the .

3. The dog is the cat.

4. He ate the whole bag of .

5. She put her old clothes in the .

6. I want to have fresh in my cake.

7. I can hear the bird in its nest.

8. She sat down on the to do her work.

© Little Activities, 2018

chirping



chest



chop



chair



chips



cherries



chasing




chart





Day # 4




Name: _____ Week 25 Day 4: Date: _____

BCCS-B

SUNY Cortland SUNY Morrisville

Directions: Read the story. Circle the words that contain /p/.



Sound Detectives!

Circle all of words that have the letter p making the 'p' sound.

The pig sat on a pin.

The pig was sad.

On top of a cap was a pin.

Pup and Pin ran.

The man pats the dog.

The pig was pink.














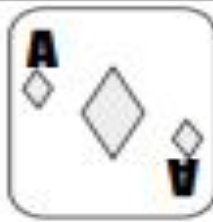




A man and a pig.

Name: _____ Week 25 Day 4: Date: _____

BCCS-B

SUNY Cortland SUNY Morrisville

Directions. Say the name of the first picture. Take away the first sound you hear in the word. Circle the correct picture for the new word.

 - f		
 - p		
 - c		
 - p		
 - f		
 - b		

Name: _____ Week 25 Day 4: Date: _____

BCCS-B

SUNY Cortland

SUNY Morrisville

Directions: Read the story three times. Answer the questions about the story.


Abe has an apple.

Abe's apple is red.

An ant is on Abe's apple!

The ant ate Abe's apple.

Abe will get a new apple.



1. What does Abe have?

an apple

an orange

a book

2. What ate Abe's apple?

an alligator

an ant

a cat


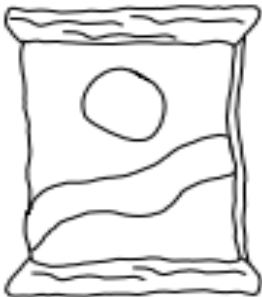
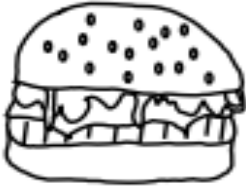
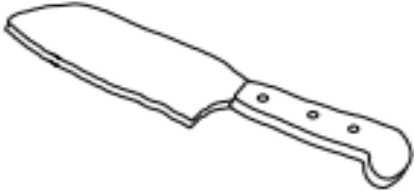


Name: _____ Week 25 Day 4: Date: _____

BCCS-B

SUNY Cortland SUNY Morrisville

Directions: Color in the bubbles to spell each ch word.


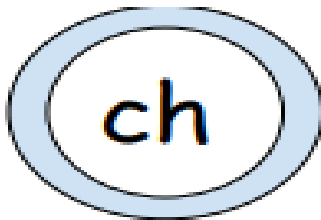
	<p>p o m c h</p> <p>d u n s p</p>
	<p>s h i l</p> <p>c l e p</p>
	<p>l o m s h</p> <p>d u n c p</p>
	<p>s h u b</p> <p>c l o p</p>



Name: _____ Week 25 Day 4: Date: _____

BCCS-B

SUNY Cortland SUNY Morrisville






chips

1. Practice writing the blend

Handwriting practice lines consisting of a solid top line, a dashed middle line, and a solid bottom line.

2. Fill in the missing blend 'ch'

		
<input type="text"/> <input type="text"/> ick	<input type="text"/> <input type="text"/> air	<input type="text"/> <input type="text"/> icken

3. Find the 'ch' words

c	h	i	m	p	c
h	c	h	s	s	h
i	t	o	d	e	a
p	c	h	e	w	i
c	h	e	s	t	r


chair
chip
chest
chimp
chew

4. Circle the 'ch' blends

ch	ch	br	br	ch
ch	br	ch	wh	br
th	ch	ph	ch	ch
		br	wh	
ch	sh		ch	ch



Day # 5







Name: _____ Week 25 Day 5: Date: _____

BCCS-B

SUNY Cortland SUNY Morrisville

Directions: Say the names of both pictures in the box on the left. Listen for the beginning sound. Think of a new word that begins with the same sound. Draw a picture of your new word.

Name: _____ Week 25 Day 5: Date: _____

BCCS-B

SUNY Cortland SUNY Morrisville

Directions: Read the story. Circle the words that contain /d/.



Sound Detectives!

Circle all of words that have the letter d making the 'd' sound.

Dad dug.

The dog was red.

A cat and a dog ran.

The rod was red.

The kid was sad.

A kid and a cat.

The dog was sad.

Name: _____ Week 25 Day 5: Date: _____

BCCS-B

SUNY Cortland SUNY Morrisville

Directions: Read the story three times. Answer the questions about the story.


The bees are busy.

They are black and yellow.

I can hear them buzz.

They are by the big barn.

Do you see the big bees?



1. The bees are:

happy

tiny

busy

2. Where are the bees?

by the tree

by the barn

in the house












Name: _____ Week 25 Day 5: Date: _____

BCCS-B

SUNY Cortland SUNY Morrisville

Directions: Say the name of each picture. Circle the beginning sound and try your best to write the word correctly on the line.

 ch c _____ _____ _____	 ch c _____ _____ _____	 ch c _____ _____ _____
 ch c _____ _____ _____	 ch c _____ _____ _____	 ch c _____ _____ _____
 ch c _____ _____ _____	 ch c _____ _____ _____	 ch c _____ _____ _____

chair
chop

cap
cheese

chick
cake

chip
check

clip



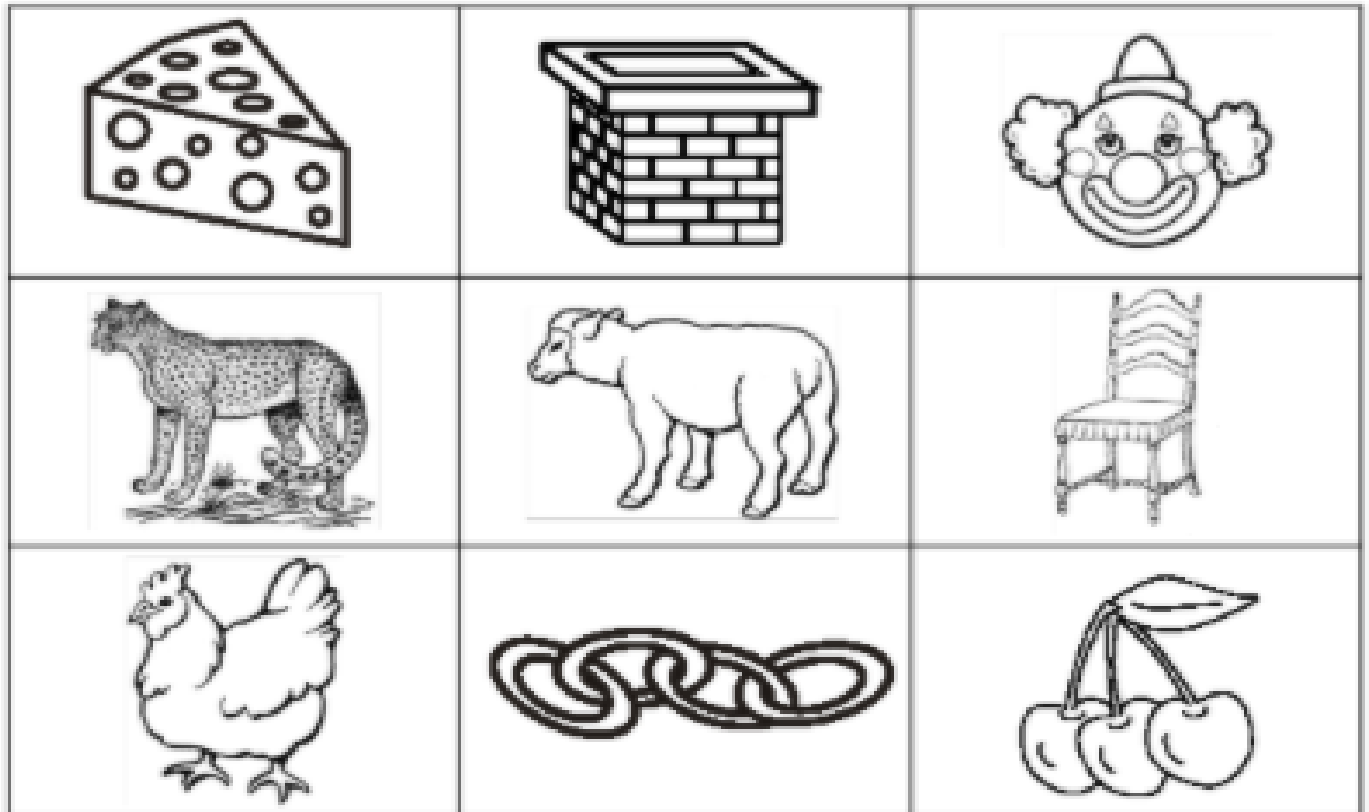
Name: _____ Week 25 Day 5: Date: _____

BCCS-B

SUNY Cortland

SUNY Morrisville

Directions: Color the pictures that begin with /ch/. Draw and label to additional pictures at the bottom that begin with /ch/.




- Draw and label 2 more of your own...

--	--



Name _____



Kindergarten Reading Mastery Packet Remote Learning Packet
Week 26



Dear Educator,

My signature is proof that I have reviewed my scholar's work and supported him to the best of my ability to complete all assignments.


(Parent Signature)

(Date)

Parents please note that all academic packets are also available on our website at www.brighterchoice.org under the heading "Remote Learning." All academic packet assignments are mandatory and must be completed by all scholars.



Day # 1



Name: _____ Week 26 Day 1: Date: _____

BCCS-B

SUNY Cortland SUNY Morrisville



Sound Detectives!

Circle all of words that have the letter a making the 'o' sound.

The hog was on the log.

A dog sat on a rug.

The dog was hot.

The pig and the dog ran.

The mop was wet.

The cop had a box.

A dog and a hog had a log.

Name: _____ Week 26 Day 1: Date: _____

BCCS-B

SUNY Cortland

SUNY Morrisville

Directions: Read the story three times. Answer the questions about the story.

Dan has a dog named Dean.

Dean likes to dig.

He digs in the dirt.

He digs by the den.

He can dig all day!



1. What is Dan's dog's name?

Dave

Dog

Dean

2. What does he like to do?

dig

sleep

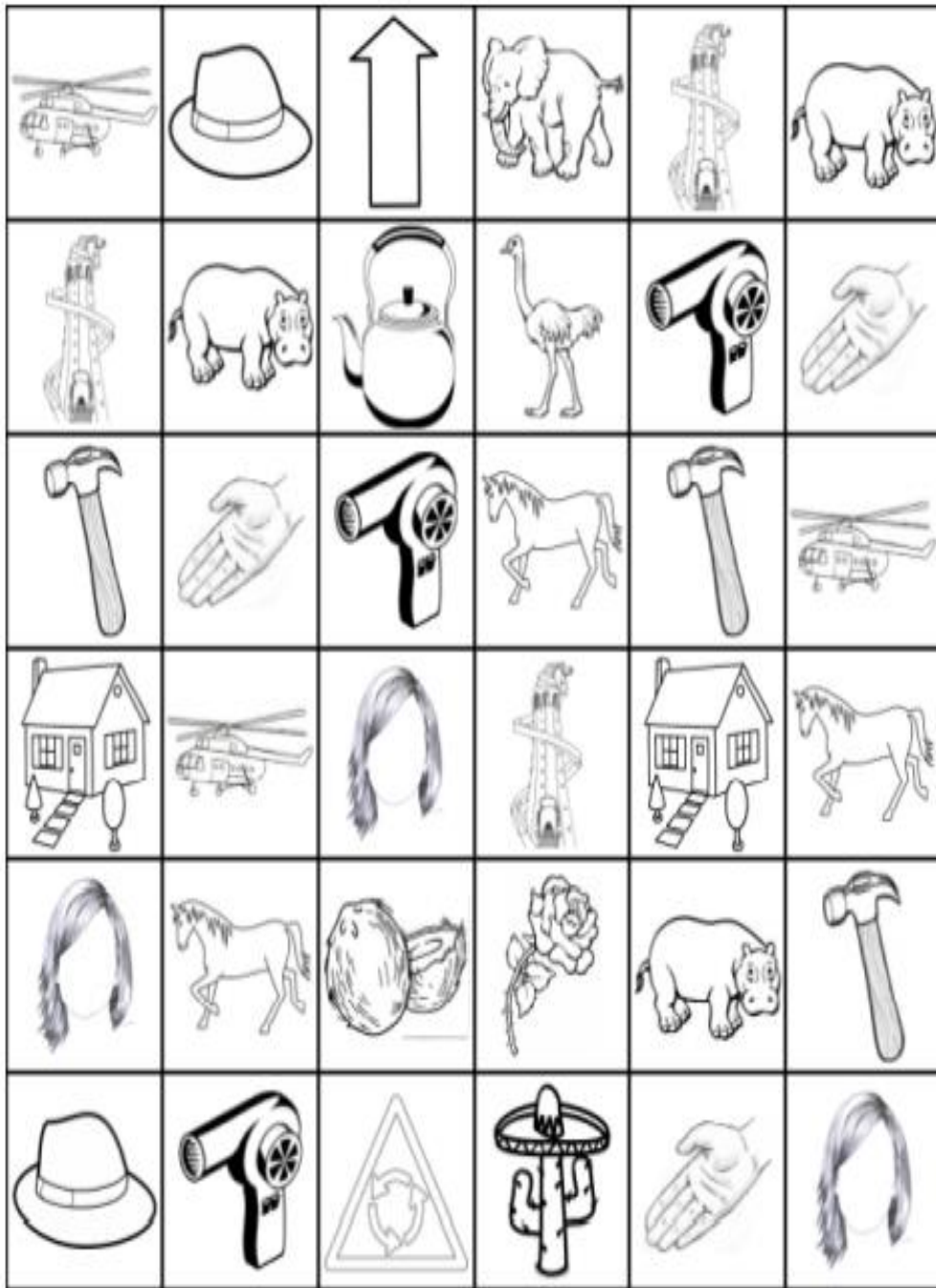
eat

Name: _____ Week 26 Day 1: Date: _____

BCCS-B

SUNY Cortland SUNY Morrisville

Color the square with pictures that begin with the /h/ sound to find the hidden letter.


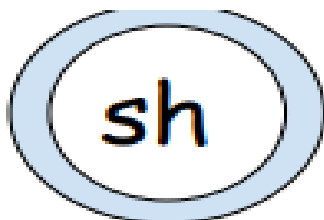




Name: _____ Week 26 Day 1: Date: _____

BCCS-B

SUNY Cortland SUNY Morrisville


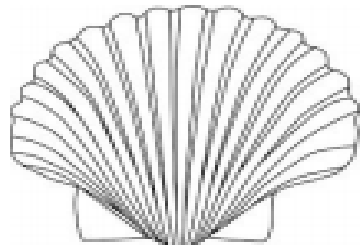
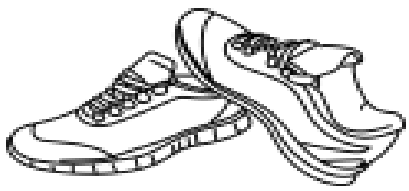


ship

1. Practice writing the blend

Handwriting practice lines consisting of a solid top line, a dashed middle line, and a solid bottom line.

2. Fill in the missing blend 'sh'

		
<input type="text"/> <input type="text"/> ark	<input type="text"/> <input type="text"/> ell	<input type="text"/> <input type="text"/> oes

3. Find the 'sh' words

s	h	e	e	p	s
h	e	a	h	s	h
a	t	s	h	y	i
v	s	h	a	r	p
e	s	b	s	h	e

she
sheep
ship
sharp
shave
shy

4. Circle the 'sh' blends

sh	ch	sh	br	sh
ch	sh	sh	ch	br
th	ch	ph	ch	sh
sh	sh	sh	sh	sh



Name: _____ Week 26 Day 1: Date: _____

BCCS-B

SUNY Cortland SUNY Morrisville

Find the sh words!



flash



shop



shed



ship



crash



fish



brush



shin



shell


c	v	s	h	o	p	n	s	h	e	l	l	p	o	b
c	r	a	s	h	y	k	s	h	i	p	u	z	v	d
o	l	k	i	e	r	q	g	n	b	r	u	s	h	m
g	f	i	s	h	v	x	w	r	t	f	l	a	s	h
k	j	d	s	h	e	d	o	a	e	s	h	i	n	l

Name: _____ Week 26 Day 2: Date: _____

BCCS-B

SUNY Cortland

SUNY Morrisville



Sound Detectives!

Circle all of words that have the letter b making the 'b' sound.

The bed was red.

A bug hid in the bin.

The bug was on top of the bus.

The bat hid.

The bat and the bug ran.

The box was red.

A dog sat on a log with a bat.







ReadwithPhonics.com

Name: _____ Week 26 Day 2: Date: _____

BCCS-B

SUNY Cortland SUNY Morrisville



Directions: Say the name of each picture. Write the sounds in order to make the word.

 <table border="1" data-bbox="191 852 574 1150"><tr><td></td><td></td><td></td></tr></table>				 <table border="1" data-bbox="605 810 992 1108"><tr><td></td><td></td><td></td></tr></table>				 <table border="1" data-bbox="1021 810 1432 1108"><tr><td></td><td></td><td></td></tr></table>			
 <table border="1" data-bbox="191 1619 574 1917"><tr><td></td><td></td><td></td></tr></table>				 <table border="1" data-bbox="605 1661 992 1959"><tr><td></td><td></td><td></td></tr></table>				 <table border="1" data-bbox="1021 1650 1432 1948"><tr><td></td><td></td><td></td></tr></table>			

Name: _____ Week 26 Day 2: Date: _____

BCCS-B

SUNY Cortland SUNY Morrisville

Read the story. Put a  mark in the correct sentence and an  mark in the incorrect sentence.



This is my snowman.
My snowman is big.
I put a hat on my snowman.
The hat is black.



This is my snowman.

This is my snowmen.

My snowman is big.

I put a shirt on my snowman.

I put a hat on my snowman.

The hat is black.

The hat is blue.



Name: _____ Week 26 Day 2: Date: _____

BCCS-B

SUNY Cortland SUNY Morrisville

 <p>shells</p>	<p>shot _____</p> <p>shell _____</p> <p>shut _____</p> <p>ship _____</p> <p>shop _____</p>	<p>shot _____</p> <p>shell _____</p> <p>shut _____</p> <p>ship _____</p> <p>shop _____</p>	
<p>shop</p> 	<p>__ot</p> 	<p>__ed</p> 	<p>__ip</p> 
<p>shake</p> 	<p>__irt</p> 	<p>__ell</p> 	<p>__oe</p> 
			
<p>The shop sells shells. </p> <p>The</p>			



Name: _____ Week 26 Day 2: Date: _____

BCCS-B

SUNY Cortland SUNY Morrisville

sh SOUND


blue sh

yellow no sh



Day # 3



Name: _____ Week 26 Day 3: Date: _____

BCCS-B

SUNY Cortland SUNY Morrisville



Sound Detectives!

Circle all of words that have the letter m making the 'm' sound.

The man had a map.

A man sat on a van.

A man was on the mat.

The rat ran in the mud..

The cat sat on the mat.

The man was red.




A bat and cat sat on a mat!




Name: _____ Week 26 Day 3: Date: _____

BCCS-B

SUNY Cortland SUNY Morrisville

Directions: Say the name of each picture. Write the sounds in order to make the word.

											
<table border="1"><tr><td> </td><td> </td><td> </td></tr></table>				<table border="1"><tr><td> </td><td> </td><td> </td></tr></table>				<table border="1"><tr><td> </td><td> </td><td> </td></tr></table>			

											
<table border="1"><tr><td> </td><td> </td><td> </td></tr></table>				<table border="1"><tr><td> </td><td> </td><td> </td></tr></table>				<table border="1"><tr><td> </td><td> </td><td> </td></tr></table>			

Directions: Read the story. Complete the questions at the bottom of the page.

Reading Comprehension



Read the story. Put a mark in the correct sentence and an mark in the incorrect sentence.

That is a beaver.

The beaver is brown.

The beaver can swim.

The beaver is building a dam.



That is a beaver.

That is a bear.

The beaver is black.

The beaver can cook.

The beaver can swim.

The beaver is building a dam.

The beaver is building a house.




Name: _____ Week 26 Day 3: Date: _____

BCCS-B

SUNY Cortland SUNY Morrisville

Circle the Sound



ch
sh



ch
sh



ch
sh



ch
sh



ch
sh



ch
sh



ch
sh



ch
sh



ch
sh



ch
sh




Name: _____ Week 26 Day 3: Date: _____

BCCS-B









SUNY Cortland SUNY Morrisville

Sh Digraphs




Highlight all the sh words and write them next to their matching picture.

shell	chap	bush	cash	such
shovel	sheep	sock	chair	brush
spin	sick	ship	shark	stick

	_____		_____
	_____		_____
	_____		_____
	_____		_____



Day # 4





Sound Detectives!

Circle all of words that have the letter i making the 'i' sound.

The tin was red.

A pig had a pin.

The man and pig ran.

The kid and pig ran.

The run was a win.

The kid was six.


A dog and hog sat on a pin.

Name: _____ Week 26 Day 4: Date: _____


BCCS-B

SUNY Cortland SUNY Morrisville

Direction: Say the name of each picture. Write the three sounds that you hear to make the word.



--	--	--



--	--	--



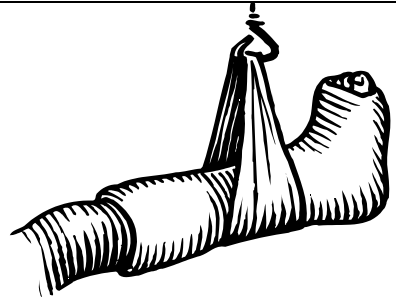
--	--	--



--	--	--



--	--	--



--	--	--

Reading Comprehension



Read the story. Put a mark in the correct sentence and an mark in the incorrect sentence.

I see a sailor.
She wears a suit.
She has a boat.
She is ready to sail.



I see a sailor.

I see a banker.

She wears a suit.

She has a boat.

She has a bike.

She is ready to drive.

She is ready to sail.





Name: _____ Week 26 Day 4: Date: _____

BCCS-B

SUNY Cortland

SUNY Morrisville

Directions: Write the correct word beneath each picture.



sheep

shell

ship

shirt

shoe


shovel










Name: _____ Week 26 Day 4: Date: _____

BCCS-B


SUNY Cortland SUNY Morrisville

	chug _____	chug _____
	chop _____	chop _____
	chat _____	chat _____
	chips _____	chips _____
	chin _____	chin _____

___op 	___ug 	___in 	___at 
---	---	--	---


___ain 	___eck 	___art 	___ur___ 
---	---	--	---

			
---	---	--	---

I will check the chart. 



Day # 5



Name: _____ Week 26 Day 5: Date: _____

BCCS-B

SUNY Cortland

SUNY Morrisville



Sound Detectives!

Circle all of words that have the letter g making the 'g' sound.

The hog was on the log.

A dog sat on a rug.

The man had a peg.

The pig and the dog ran.

The pig had gum.

The pig had a peg.

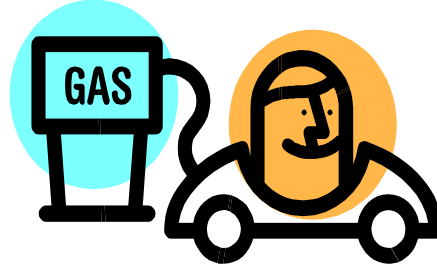
A dog and a hog had a log.

Name: _____ Week 26 Day 5: Date: _____

BCCS-B

SUNY Cortland SUNY Morrisville


Direction: Say the name of each picture. Write the three sounds that you hear to make the word.



--	--	--

--	--	--

--	--	--



--	--	--

--	--	--

--	--	--

Name: _____ Week 26 Day 5: Date: _____

BCCS-B

SUNY Cortland SUNY Morrisville

Directions: Read the story. Complete the questions at the bottom of the page.

Bees

Bees are yellow.

Bees are black.

Bees are small.

Bees are good.



I. Bees are:

red

yellow

Are bees big or small?



Name: _____ Week 26 Day 5: Date: _____



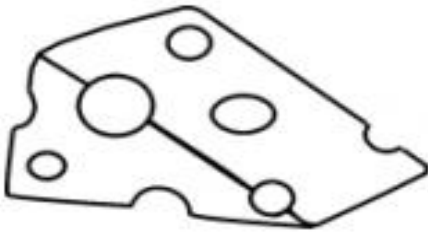
BCCS-B

SUNY Cortland SUNY Morrisville

Color the pictures with the sound:

sh green

ch red






Name: _____ Week 26 Day 5: Date: _____

BCCS-B

SUNY Cortland SUNY Morrisville

Words Beginning with sh



shop	shovel	shake
shirt	shoe	ship
shell	sheep	