




Name _____



Kindergarten Reading Mastery Packet Remote Learning Packet

Week 27



Dear Educator,

My signature is proof that I have reviewed my scholar's work and supported him to the best of my ability to complete all assignments.


(Parent Signature)

(Date)

Parents please note that all academic packets are also available on our website at www.brighterchoice.org under the heading "Remote Learning." All academic packet assignments are mandatory and must be completed by all scholars.



Day # 1




Name: _____ Week 27 Day 1: Date: _____

BCCS-B

SUNY Cortland SUNY Morrisville

Directions: Write the missing word that matches each picture. Point and read the story.

This is Max.  Max is _____. He has a _____ named Sam.



Sam is lost! So Max and his _____ get in the _____ to look



for him. They look at a _____. Max called out, "Come here,



_____! I have your favorite food, _____ in a _____!" A



Created by Katie Maurice 2015

_____ in a _____ said, "I see your _____ over there!" Max



_____ down and Sam came to his _____! Max gave him a



_____ on the back!



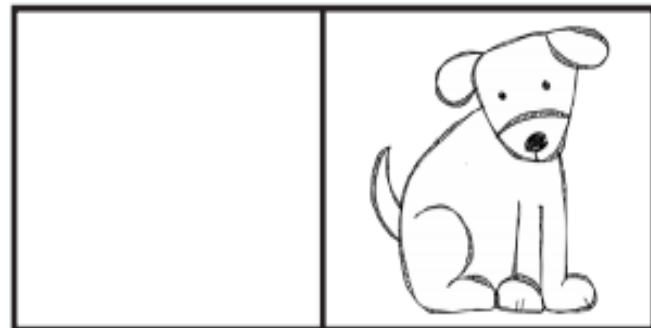



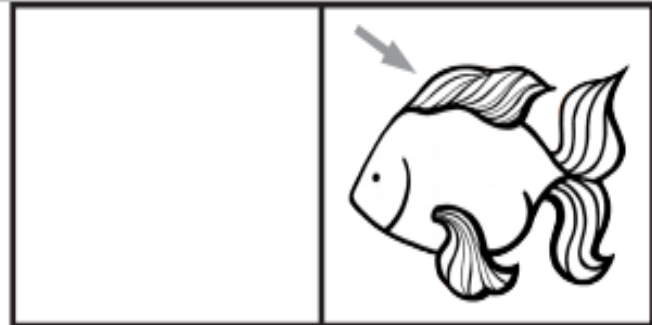



Name: _____ Week 27 Day 1: Date: _____

BCCS-B

SUNY Cortland SUNY Morrisville

Directions: Say the name of each picture. Write the word in each box.












Name: _____ Week 27 Day 1: Date: _____

BCCS-B

SUNY Cortland SUNY Morrisville

Directions: Say the name of each picture. Color the beginning sound.

 a b c	 b e f	 M n o
 j k l	 w M n	 c h g
 c s x	 r L k	 b p q















Name: _____ Week 27 Day 1: Date: _____

BCCS-B

SUNY Cortland SUNY Morrisville

Directions: Say the name of each picture. Write the initial digraph sound (**sh, ch, th, wh**) underneath.

 _____ _____ _____	 _____ _____ _____	 _____ _____ _____	 _____ _____ _____
 _____ _____ _____	 _____ _____ _____	 _____ _____ _____	 _____ _____ _____
 _____ _____ _____	 _____ _____ _____	 _____ _____ _____	 _____ _____ _____



Name: _____ Week 27 Day 1: Date: _____

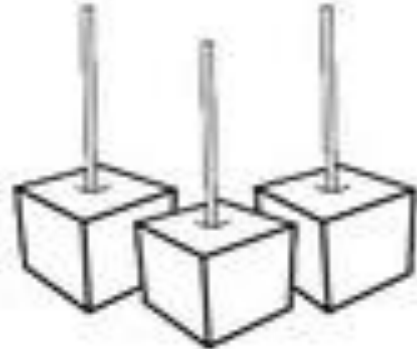
BCCS-B

SUNY Cortland SUNY Morrisville

Directions: Read the story. Follow the directions at the bottom of the page.

Charles likes to eat cheddar^{ch} cheese. His mom chops the cheese into little squares.

Charles eats the cheese for lunch.



Put a **circle** around the **ch** words.


What does Charles like to eat?

How does his mom chop the cheese?

What does Charles eat the cheese for? _____



Day # 2



Directions: Read the story. Answer the questions.



short i

Jim the Fish

Jim the fish likes to win. With his big fins he swims and swims. Six quick fish zip and flip but Jim still wins.

The "ip" family-

1. Jim likes to _____.




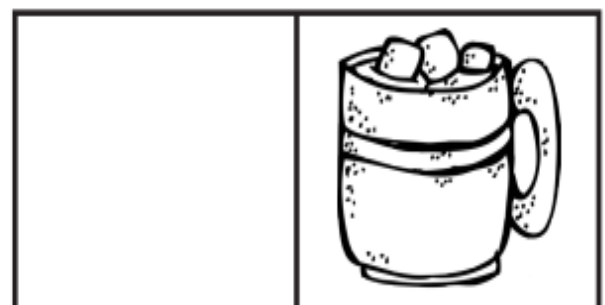
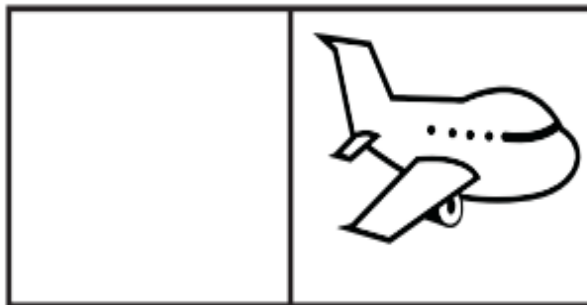

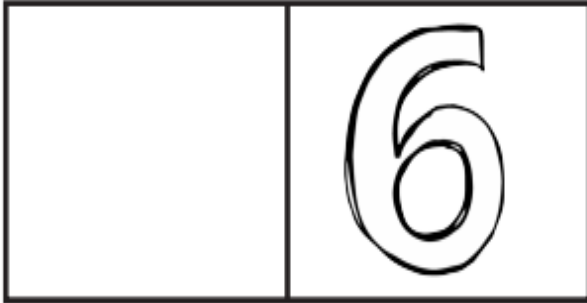
2. Jim has a big _____.

Name: _____ Week 27 Day 2: Date: _____

BCCS-B

SUNY Cortland SUNY Morrisville

Directions: Say the name of each picture. Write the word in the box.




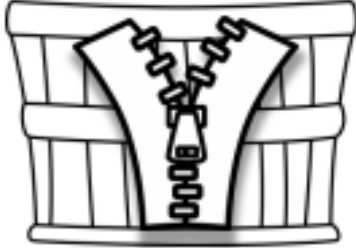

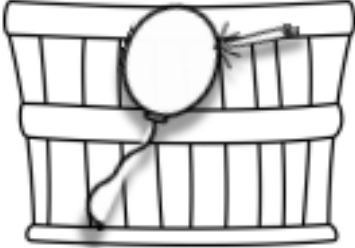














Name: _____ Week 27 Day 2: Date: _____

BCCS-B

SUNY Cortland SUNY Morrisville

Directions: Say the name of each picture. Write the beginning and ending sound for each.



Name: _____ Week 27 Day 2: Date: _____

BCCS-B

SUNY Cortland

SUNY Morrisville

Directions: Read each word.

ch



cheese

chalk

lunch

peach



chase

chain

child

catch

beach



chicken

such

crunch

chocolate








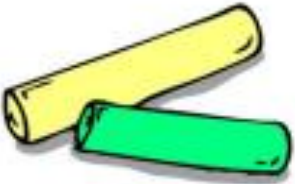


Name: _____ Week 27 Day 2: Date: _____

BCCS-B


SUNY Cortland SUNY Morrisville

Directions: Say the name of each picture. Use the chart on page 12 to spell each word correctly. Circle ch in each word.

 <hr/> <hr/> <hr/>	 <hr/> <hr/> <hr/>	 <hr/> <hr/> <hr/>
 <hr/> <hr/> <hr/>	 <hr/> <hr/> <hr/>	 <hr/> <hr/> <hr/>



Day # 3



Name: _____ Week 27 Day 3: Date: _____

BCCS-B

SUNY Cortland SUNY Morrisville

Directions: Read each word. Color the real words green and the nonsense words blue.

short e

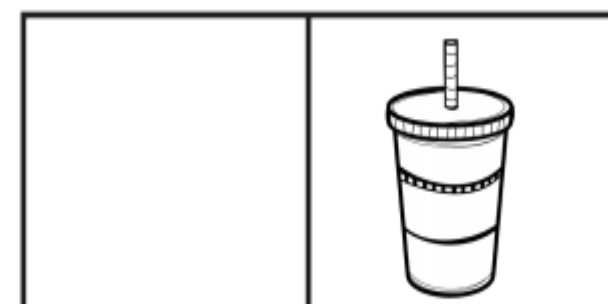
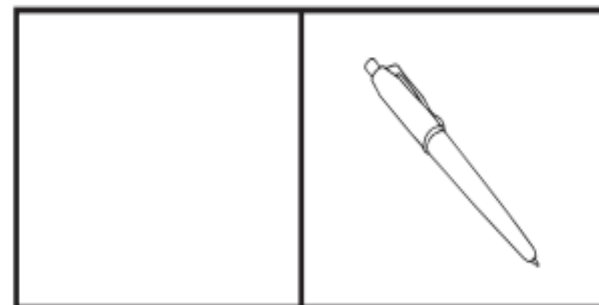

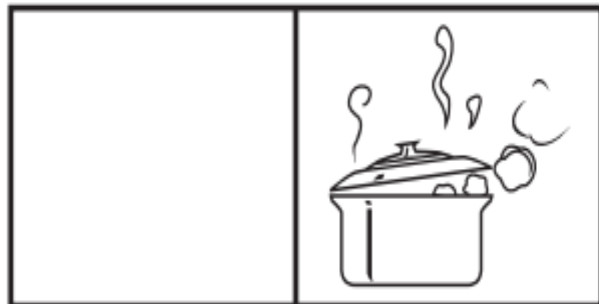
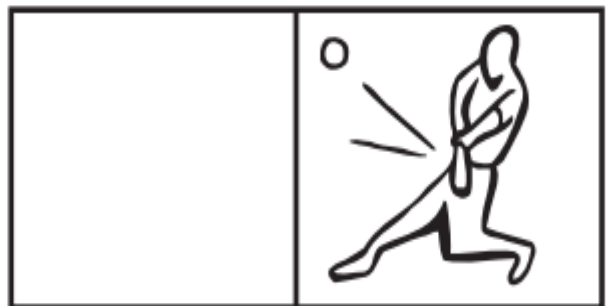
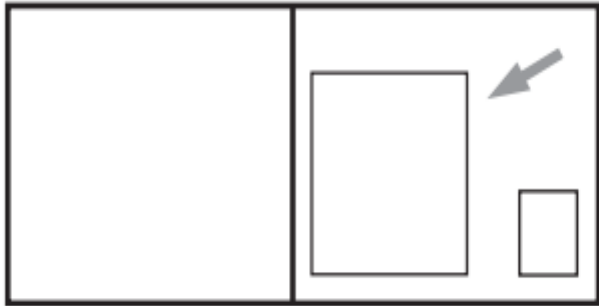
mej	bed	leb	red
pen	zeg	neb	fep
net	ten	jet	ret
gev	ten	jet	peg

Name: _____ Week 27 Day 3: Date: _____

BCCS-B

SUNY Cortland SUNY Morrisville

Directions: Say the name of each picture. Write the matching word in the box.








Name: _____ Week 27 Day 3: Date: _____

BCCS-B

SUNY Cortland SUNY Morrisville

Directions: Say the name of each picture. Color the beginning, middle, and ending sound.

picture	color	write
	t u d p a n	<hr/> <hr/> <hr/>
	r u g d e d	<hr/> <hr/> <hr/>
	g e n j a m	<hr/> <hr/> <hr/>
	t o g h u p	<hr/> <hr/> <hr/>
	m e m v i n	<hr/> <hr/> <hr/>



Name: _____ Week 27 Day 3: Date: _____

BCCS-B

SUNY Cortland

SUNY Morrisville

Directions: Read each word.

sh



ship

shell

dish

flash

cash

shirt



shop

sheep

shake


fish



trash

shape

shoe











Name: _____ Week 27 Day 3: Date: _____

BCCS-B

SUNY Cortland


SUNY Morrisville

Directions: Say the name of each picture. Use the chart on page 18 to spell each word correctly. Circle sh in each word.

 <hr/> <hr/> <hr/>	 <hr/> <hr/> <hr/>	 <hr/> <hr/> <hr/>
 <hr/> <hr/> <hr/>	 <hr/> <hr/> <hr/>	 <hr/> <hr/> <hr/>



Day # 4



Name: _____ Week 27 Day 4: Date: _____

BCCS-B

SUNY Cortland SUNY Morrisville

Directions: Read each word. Draw a picture to match the word.

Short "u" Read and Draw!

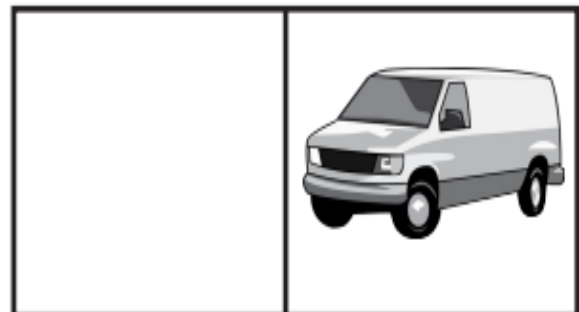
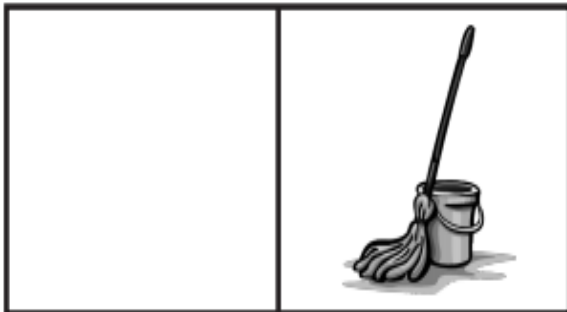



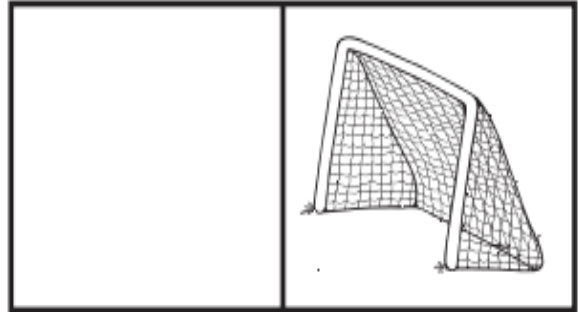
bug	nut	cup
gum	sun	rug

Name: _____ Week 27 Day 4: Date: _____

BCCS-B

SUNY Cortland SUNY Morrisville

Directions: Say the name of each picture. Write the word in the box.



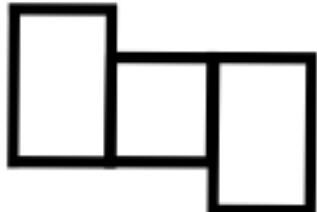

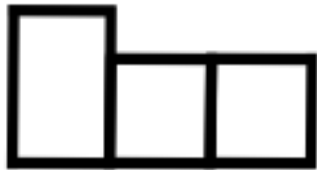

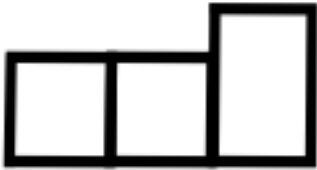

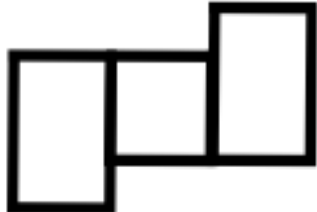



Name: _____ Week 27 Day 4: Date: _____

BCCS-B

SUNY Cortland SUNY Morrisville

Directions: Read the word. Write the word. Color the picture that matches each word.

read	write	color
web		
beg		
den		
wed		
pet		



Name: _____ Week 27 Day 4: Date: _____

BCCS-B

SUNY Cortland

SUNY Morrisville

Directions: Read each word.

th



with

Earth

thumb

thin

three

thick

thing

bath

teeth

booth

thirty

thunder

thorn











Name: _____ Week 27 Day 4: Date: _____

BCCS-B


SUNY Cortland SUNY Morrisville

Directions: Say the name of each picture. Use the chart on page 24 to spell each word correctly. Circle th in each word.

 _____ _____ _____	 _____ _____ _____	 _____ _____ _____
 _____ _____ _____	 _____ _____ _____	 _____ _____ _____



Day # 5

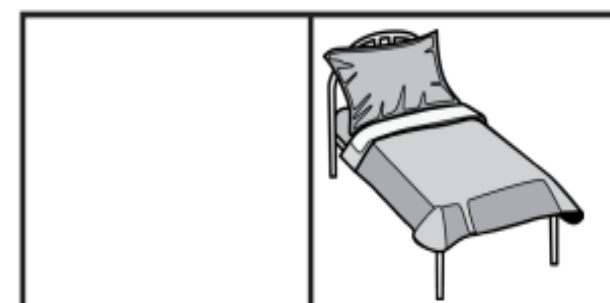
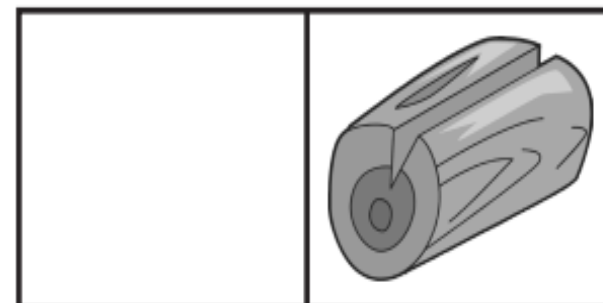
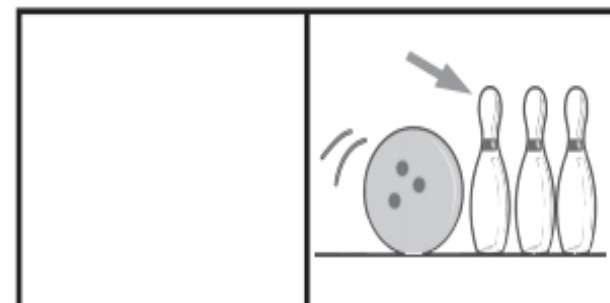

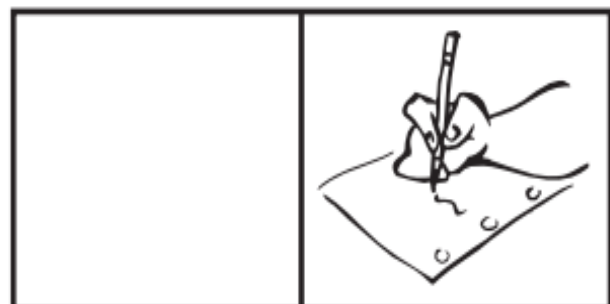

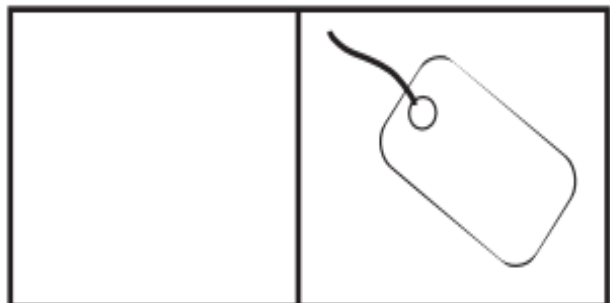
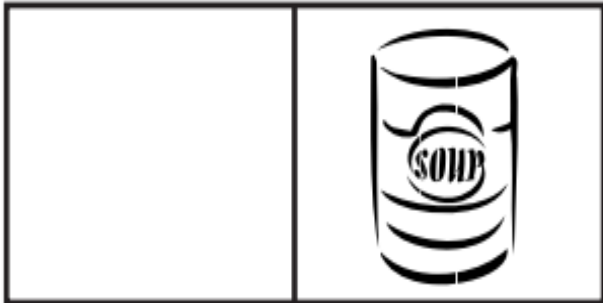


Name: _____ Week 27 Day 5: Date: _____

BCCS-B

SUNY Cortland SUNY Morrisville

Directions: Say the name of each picture. Write the word in the box.



Name: _____ Week 27 Day 5: Date: _____

BCCS-B

SUNY Cortland SUNY Morrisville

Directions: Write the missing capital letters.

A B C D E F G H I J K L M N O P Q R S T U V W X Y Z



Name: _____ Week 27 Day 5: Date: _____

BCCS-B

SUNY Cortland SUNY Morrisville

Directions: Color the watering can that contains a picture of the object that matches the beginning sound on each flower.





Name: _____ Week 27 Day 5: Date: _____

BCCS-B

SUNY Cortland


SUNY Morrisville

Directions: Read the story twice. Then circle each word that begins with sh.

Connor is having a sleepover party. He asked his dad for a pirate theme, and they've turned the lounge into a pirate ship!

Before his friends come, Connor has to go to the shop to buy some snacks for the party.

He has got a shark movie to watch, followed by pirate themed snacks. His grandma even made shell cupcakes for everyone to eat! Connor is really excited for his sleepover.



Clues

ship	shop
shark	shell



© Teaching Autism 2015















Name: _____ Week 27 Day 5: Date: _____

BCCS-B


SUNY Cortland SUNY Morrisville

Directions: Say the name of each picture. Circle the digraph the picture begins with. Write the digraph on the line to complete each word.

	Ch Th __air Sh		Th Sh __ale Wh
	Ch Wh __umb Th		Ch Sh __eese Th
	Th Ch __ark Sh		Wh Th __ip Sh
	Ch Sh __erry Wh		Th Ch __read Sh
	Wh Th __eel Sh		Sh Wh __in Ch
	Ch Th __oe Sh		Th Sh __rone Ch



Name _____



Kindergarten Reading Mastery Packet Remote Learning Packet

Week 28



Dear Educator,

My signature is proof that I have reviewed my scholar's work and supported him to the best of my ability to complete all assignments.


(Parent Signature)

(Date)

Parents please note that all academic packets are also available on our website at www.brighterchoice.org under the heading "Remote Learning." All academic packet assignments are mandatory and must be completed by all scholars.



Day # 1



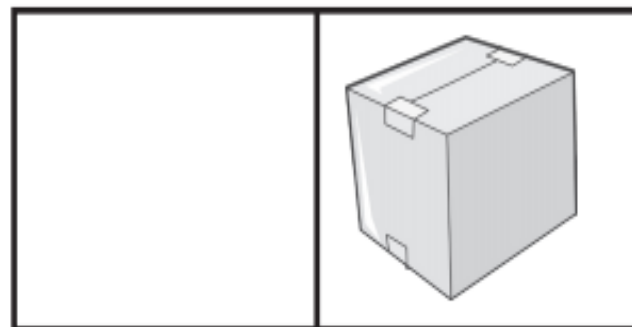

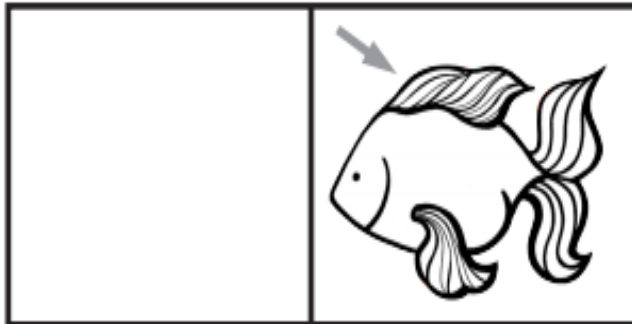




Name: _____ Week 28 Day 1: Date: _____

BCCS-B

SUNY Cortland SUNY Morrisville

Directions: Say the name of each picture. Write the word in the box.



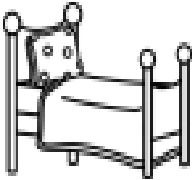

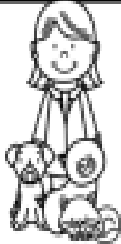


Name: _____ Week 28 Day 1: Date: _____

BCCS-B

SUNY Cortland SUNY Morrisville

Directions: Say the name of each picture. Change the first letter to make a new word. Draw a picture to match the new word.






say	change	build a new word	draw
	j to w	<input type="text"/>	
	h to m	<input type="text"/>	
	b to r	<input type="text"/>	
	p to t	<input type="text"/>	
	v to p	<input type="text"/>	

Name: _____ Week 28 Day 1: Date: _____

BCCS-B

SUNY Cortland SUNY Morrisville

Directions: Say the name of each picture. Circle the word that matches each picture. Write the word on the line to complete the sentence. Read the sentence.

say the word.	circle the word.	complete the sentence and read it.
	pot pat	The _____ is with dots.
	cat kat	I have a pet. It is a fat _____.
	dog dig	It is a bad _____. It ate my sock.
	lid lit	Can you open the _____?
	cut cup	I drink tea with a _____.








Name: _____ Week 28 Day 1: Date: _____

BCCS-B

SUNY Cortland SUNY Morrisville

Directions: Draw a line to match the word to the correct picture.

Chin	
Ship	
Throne	
Cheese	
Whale	

Choose two words from the section above to use in a sentence.

1. _____.

2. _____.



Name: _____ Week 28 Day 1: Date: _____

BCCS-B

SUNY Cortland SUNY Morrisville

Directions: Say the name of each picture. Write the digraph that you hear.
























Day # 2








Name: _____ Week 28 Day 2: Date: _____

BCCS-B

SUNY Cortland

SUNY Morrisville

Directions: Say the name of each picture. Color the beginning, middle, and ending sounds.
Write the word.

picture	color	write
	r u g d o n	<hr/> <hr/> <hr/>
	h e n r a m	<hr/> <hr/> <hr/>
	b o t p u d	<hr/> <hr/> <hr/>
	d a t p e n	<hr/> <hr/> <hr/>
	s i b z a p	<hr/> <hr/> <hr/>

Name: _____ Week 28 Day 2: Date: _____

BCCS-B

SUNY Cortland SUNY Morrisville

Directions: Say the name of each picture. Circle the correct word. Write the word on the line.
Read the sentence.



bun ban

I have a big

_____.



fat fed

I just _____
_____ my dog.



bat bed

Did you see my

_____?



win min

Did he _____
_____ the race ?



map mop

Please help me to

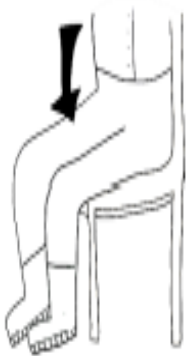
_____ the floor.

Name: _____ Week 28 Day 2: Date: _____

BCCS-B

SUNY Cortland SUNY Morrisville

Directions: Say the name of each picture. Write the beginning, middle, and ending sound on the lines.














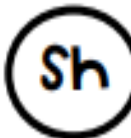





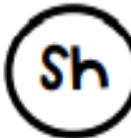





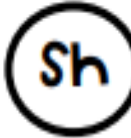





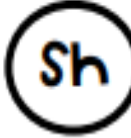


Name: _____ Week 28 Day 2: Date: _____

BCCS-B

SUNY Cortland SUNY Morrisville

Directions: Say the name of each picture. Color the matching digraph.



Name: _____ Week 28 Day 2: Date: _____

BCCS-B

SUNY Cortland


SUNY Morrisville

Directions: Read the story twice. Write all of the words that begin with sh. Draw a picture to match the story.

Sheila the shark loved to wash her hair with shampoo. She used a shell to brush it, and then she washed it really well. Sheila always shared her shampoo with other sharks, and they were so thankful.



Day # 3



Name: _____ Week 28 Day 3: Date: _____

BCCS-B

SUNY Cortland SUNY Morrisville

Directions: Say the name of each picture. Write the beginning, middle, and ending sounds on the line.















Name: _____ Week 28 Day 3: Date: _____

BCCS-B

SUNY Cortland

SUNY Morrisville

Directions: Trace and write Aa. Read the words in the box. Use two words to write two sentences.

Name: _____



van

Trace and write the letters.



Word Box

car wag bat cat sun lab rag
dad cab bag ran sad gap cap

Choose two words from the word box. Write a sentence with each word.

1. _____


2. _____

Name: _____ Week 28 Day 3: Date: _____


BCCS-B


SUNY Cortland SUNY Morrisville


Directions: Say the name of the picture. Write the word on the line.

































Name: _____ Week 28 Day 3: Date: _____

BCCS-B

SUNY Cortland SUNY Morrisville

Directions: Say the name of each picture. Write the digraph ion the two boxes.

 □ □ ower	 □ □ rone	 □ □ irsty
 □ □ ell	 □ □ orn	 □ □ eep
 □ □ ink	 □ □ op	 □ □ ief

©Keeping My Kiddo Busy 2019 keepingmykiddobusy.com



Name: _____ Week 28 Day 3: Date: _____

BCCS-B

SUNY Cortland SUNY Morrisville

Directinos: Read the story twice. Circle the words that begin with sh.

Amy lives on a farm with her parents. She is having a sleepover this weekend for her birthday.

Amy's mother is planning a sheep tea party for everyone. Her grandma has been busy making sheep cupcakes.

Amy's father has converted the shed into a giant sleepover tent! She is really excited for the sleepover, but first she has to have a shower.




<u>Clues</u>	
sheep	shower
shed	she





Day # 4



Name: _____ Week 28 Day 4: Date: _____

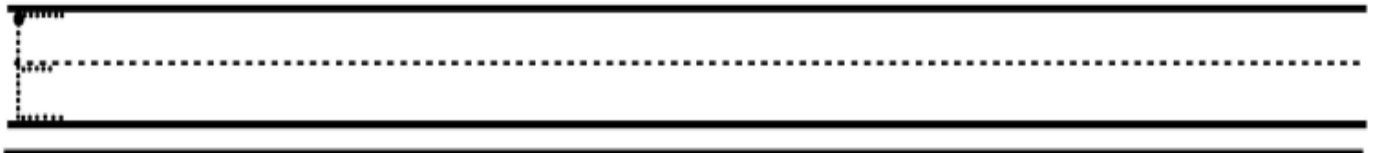
BCCS-B

SUNY Cortland SUNY Morrisville

Directions: Trace and write Ee. Read the words in the box. Use two words to write two sentences.



Trace and write the letters.



Word Box					
led	beg	yet	jet	gem	web
peg	men	net	ten	red	Meg

Choose two words from the word box. Write a sentence with each word.

1. _____









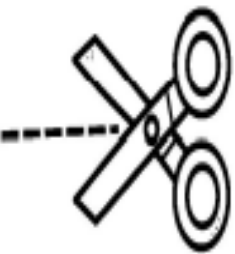
2. _____

Name: _____ Week 28 Day 4: Date: _____

BCCS-B

SUNY Cortland SUNY Morrisville

Directions: Say the name of each picture. Write the word on the line.

 _____ _____ _____	 _____ _____ _____	 _____ _____ _____
 _____ _____ _____	 _____ _____ _____	 _____ _____ _____
 _____ _____ _____	 _____ _____ _____	 _____ _____ _____

Name: _____ Week 28 Day 4: Date: _____

BCCS-B

SUNY Cortland SUNY Morrisville

Directions: Read the passage twice. Answer the questions.

The Pot

Here is a pot. It is not hot. It is not
my pot. It can get hot. The pot got a dot.
Do you see the dot? You see a lot of
dots?



① What can the pot do?

② What is on the pot?

③ How many dots do you see?

④ What can you do with a pot? Draw a picture.





Name: _____ Week 28 Day 4: Date: _____

BCCS-B




SUNY Cortland SUNY Morrisville

Directions: Circle the word that completes each sentence.

1. Hilary had a _____ for lunch.

- A.  bench
- B.  tooth
- C.  sandwich

2. The _____ is swimming.

- A.  bench
- B.  fish
- C.  brush

3. The _____ is in the cabinet.

- A.  brush
- B.  tooth
- C.  bench

4. My _____ is on my wrist.

- A.  tooth
- B.  watch
- C.  bench

5. My _____ fell out.

- A.  bench
- B.  brush
- C.  tooth

6. There is a _____ in the park.

- A.  tooth
- B.  brush
- C.  bench



Name: _____ Week 28 Day 4: Date: _____

BCCS-B

SUNY Cortland SUNY Morrisville

Directions: Unscramble the letters to make the word that matches each picture.



awsidnhc



sihf



hsrbu



tcahw



tohto



becnh
