


Name \_\_\_\_\_

# 2<sup>nd</sup> Grade Science Remote Learning Packet

## Week 32



---

Dear Educator,

My signature is proof that I have reviewed my scholar's work and supported him to the best of my ability to complete all assignments.

\_\_\_\_\_

(Parent Signature)


\_\_\_\_\_

(Date)

Parents please note that all academic packets are also available on our website at [www.brighterchoice.org](http://www.brighterchoice.org) under the heading "Remote Learning." All academic packet assignments are mandatory and must be completed by all scholars.



# Day # 1



Name: \_\_\_\_\_  
BCCS-B

Week 32 Day 1 Date: \_\_\_\_\_  
Columbia Cornell NYU

## Feel The Heat


Mitten Materials	
1.  aluminum	Can you tell the bottles apart? <input type="checkbox"/> Yes <input type="checkbox"/> No
2.  cloth	Can you tell the bottles apart? <input type="checkbox"/> Yes <input type="checkbox"/> No
3.  styrofoam	Can you tell the bottles apart? <input type="checkbox"/> Yes <input type="checkbox"/> No

4. Circle which mitten-materials protect you from feeling the heat.  
(Scientists call this **INSULATING**.)

aluminum	cloth	styrofoam
		



# Day # 2



Name: \_\_\_\_\_  
BCCS-B

Week 32 Day 2 Date: \_\_\_\_\_  
Columbia Cornell NYU

### End of mystery assessment

1. If you had to walk across hot pavement, which material would protect your feet the best?  
(Circle one)

cotton socks   styrofoam shoes   metal shoes   barefoot (no material)

Why did you choose that material? I chose \_\_\_\_\_ because ...

---

---


2. Why would you need a metal pan to fry an egg on a hot sidewalk?

You need a metal pan to fry an egg because \_\_\_\_\_

---



# Day #3



Name: \_\_\_\_\_  
BCCS-B

Week 32 Day 3 Date: \_\_\_\_\_  
Columbia Cornell NYU

## Testing Candy for Camp Way-Too-Hot

### Candy #1:

\_\_\_\_\_

Draw candy #1 here:



Did candy #1 lose its shape in the hot water?

Yes No

When you squish candy #1 with your fingers, does it change shape?

Yes No

Draw what candy #1 looks like now:



Do you think candy #1 is:

- totally solid
- partially melted (soft & squishy)
- melted into a liquid

### Candy #2:

\_\_\_\_\_

Draw candy #2 here:



Did candy #2 lose its shape in the hot water?

Yes No

When you squish candy #2 with your fingers, does it change shape?

Yes No

Draw what candy #2 looks like now:




Do you think candy #2 is:

- totally solid
- partially melted (soft & squishy)
- melted into a liquid



# Day #4





Name: \_\_\_\_\_  
BCCS-B

Week 32 Day 4 Date: \_\_\_\_\_  
Columbia Cornell NYU

### End of mystery assessment

1. Which materials could be used to make lots of copies of something? (You can circle more than one.)

ice	bread	plastic	butter
chocolate	cheese	wood	candy

How did you decide which materials would work?

You can make lot of copies of something by using materials that \_\_\_\_\_

---

2. What's so special about plastic? Why are so many toys made out of plastic?

A lot of toys are made out of plastic because \_\_\_\_\_

---

3. If you found a new material, how would you test it to see if it was meltable?

If I found a new material, I would \_\_\_\_\_

---