



First Grade  
Weekly Packet

Week of: 5/3--5/7

Name: \_\_\_\_\_

Monday

Name \_\_\_\_\_ Date \_\_\_\_\_

$$\begin{array}{r} 6 \\ +4 \\ \hline \end{array}$$

$$\begin{array}{r} 0 \\ +11 \\ \hline \end{array}$$

$$\begin{array}{r} 1 \\ +6 \\ \hline \end{array}$$

$$\begin{array}{r} 9 \\ +10 \\ \hline \end{array}$$

$$\begin{array}{r} 1 \\ +13 \\ \hline \end{array}$$

$$\begin{array}{r} 6 \\ +9 \\ \hline \end{array}$$

$$\begin{array}{r} 0 \\ +8 \\ \hline \end{array}$$

$$\begin{array}{r} 7 \\ +11 \\ \hline \end{array}$$

$$\begin{array}{r} 9 \\ +9 \\ \hline \end{array}$$

$$\begin{array}{r} 1 \\ +12 \\ \hline \end{array}$$

$$\begin{array}{r} 3 \\ +16 \\ \hline \end{array}$$

$$\begin{array}{r} 3 \\ +9 \\ \hline \end{array}$$

$$\begin{array}{r} 13 \\ +2 \\ \hline \end{array}$$

$$\begin{array}{r} 2 \\ +9 \\ \hline \end{array}$$

$$\begin{array}{r} 5 \\ +5 \\ \hline \end{array}$$

$$\begin{array}{r} 0 \\ +15 \\ \hline \end{array}$$

$$\begin{array}{r} 4 \\ +4 \\ \hline \end{array}$$

$$\begin{array}{r} 7 \\ +9 \\ \hline \end{array}$$

$$\begin{array}{r} 0 \\ +2 \\ \hline \end{array}$$

$$\begin{array}{r} 8 \\ +3 \\ \hline \end{array}$$

$$\begin{array}{r} 0 \\ +9 \\ \hline \end{array}$$

$$\begin{array}{r} 0 \\ +19 \\ \hline \end{array}$$

$$\begin{array}{r} 5 \\ +10 \\ \hline \end{array}$$

$$\begin{array}{r} 1 \\ +18 \\ \hline \end{array}$$

$$\begin{array}{r} 3 \\ +17 \\ \hline \end{array}$$

$$\begin{array}{r} 4 \\ +10 \\ \hline \end{array}$$

$$\begin{array}{r} 4 \\ +0 \\ \hline \end{array}$$

$$\begin{array}{r} 9 \\ +8 \\ \hline \end{array}$$

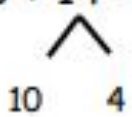
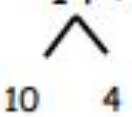
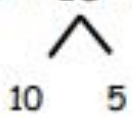
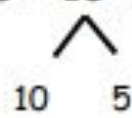
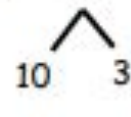
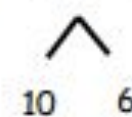
$$\begin{array}{r} 3 \\ +1 \\ \hline \end{array}$$

$$\begin{array}{r} 10 \\ +6 \\ \hline \end{array}$$

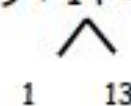
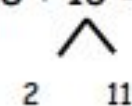
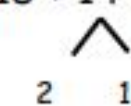
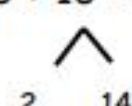
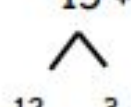
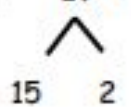
Name \_\_\_\_\_

Date \_\_\_\_\_

1. Solve using a number bond to add ten first. Write the 2 addition sentences that helped you.

a. $18 + 14 = \underline{\quad}$  $18 + 10 = 28$ $28 + 4 = 32$	b. $14 + 17 = \underline{\quad}$  $17 + 10 = 27$ $27 + 4 = 31$
c. $19 + 15 = \underline{\quad}$  $19 + 10 = \underline{\quad}$ $\underline{\quad} + 5 = \underline{\quad}$	d. $18 + 15 = \underline{\quad}$  $18 + 10 = \underline{\quad}$ $\underline{\quad} + 5 = \underline{\quad}$
e. $19 + 13 = \underline{\quad}$  $19 + 10 = \underline{\quad}$ $\underline{\quad} + \underline{\quad} = \underline{\quad}$	f. $19 + 16 = \underline{\quad}$  $19 + 10 = \underline{\quad}$ $\underline{\quad} + \underline{\quad} = \underline{\quad}$

2. Solve using a number bond to make a ten first. Write the 2 number sentences that helped you.

<p>a.</p> $19 + 14 = \underline{\quad}$  $19 + 1 = 20$ $20 + 13 = 33$	<p>b.</p> $18 + 13 = \underline{\quad}$  $18 + 2 = 20$ $20 + 11 = 31$
<p>c.</p> $18 + 14 = \underline{\quad}$  $18 + 2 = \underline{\quad}$ $20 + 12 = \underline{\quad}$	<p>d.</p> $18 + 16 = \underline{\quad}$  $18 + 2 = \underline{\quad}$ $\underline{\quad} + 14 = \underline{\quad}$
<p>e.</p> $15 + 17 = \underline{\quad}$  $\underline{\quad} + 3 = \underline{\quad}$ $\underline{\quad} + 12 = \underline{\quad}$	<p>f.</p> $17 + 18 = \underline{\quad}$  $\underline{\quad} + \underline{\quad} = \underline{\quad}$ $\underline{\quad} + \underline{\quad} = \underline{\quad}$

Name \_\_\_\_\_

Date \_\_\_\_\_

1. Solve using number bonds to add ten first. Write the 2 number sentences that helped you.

<p>a. <math>15 + 19 = \underline{\quad}</math>     <math>\wedge</math></p> <p>    <math>\underline{\quad} + \underline{\quad} = \underline{\quad}</math></p> <p>    <math>\underline{\quad} + \underline{\quad} = \underline{\quad}</math></p>	<p>b. <math>19 + 17 = \underline{\quad}</math>     <math>\wedge</math></p> <p>    <math>\underline{\quad} + \underline{\quad} = \underline{\quad}</math></p> <p>    <math>\underline{\quad} + \underline{\quad} = \underline{\quad}</math></p>
--	--


2. Solve using number bonds to make a ten. Write the 2 number sentences that helped you.


<p>a. <math>15 + 19 = \underline{\quad}</math>     <math>\wedge</math></p> <p>    <math>\underline{\quad} + \underline{\quad} = \underline{\quad}</math></p> <p>    <math>\underline{\quad} + \underline{\quad} = \underline{\quad}</math></p>	<p>b. <math>19 + 17 = \underline{\quad}</math>     <math>\wedge</math></p> <p>    <math>\underline{\quad} + \underline{\quad} = \underline{\quad}</math></p> <p>    <math>\underline{\quad} + \underline{\quad} = \underline{\quad}</math></p>
--	--

Name: \_\_\_\_\_

Date: \_\_\_\_\_

Book Title: \_\_\_\_\_








Guided Reading

Name: \_\_\_\_\_

Date: \_\_\_\_\_

Book Title: \_\_\_\_\_

A large, empty rounded rectangular box with a thin black border, intended for students to write notes or draw related to their reading.A series of horizontal lines for handwriting practice. Each set consists of a solid top blue line, a dashed middle green line, and a solid bottom red line. There are ten such sets of lines filling the bottom half of the page.



Tuesday

Name \_\_\_\_\_ Date \_\_\_\_\_

$$\begin{array}{r} 9 \\ + 8 \\ \hline \end{array}$$

$$\begin{array}{r} 6 \\ + 8 \\ \hline \end{array}$$

$$\begin{array}{r} 6 \\ + 14 \\ \hline \end{array}$$

$$\begin{array}{r} 4 \\ + 15 \\ \hline \end{array}$$

$$\begin{array}{r} 0 \\ + 3 \\ \hline \end{array}$$

$$\begin{array}{r} 6 \\ + 12 \\ \hline \end{array}$$

$$\begin{array}{r} 1 \\ + 2 \\ \hline \end{array}$$

$$\begin{array}{r} 0 \\ + 5 \\ \hline \end{array}$$

$$\begin{array}{r} 7 \\ + 5 \\ \hline \end{array}$$

$$\begin{array}{r} 4 \\ + 3 \\ \hline \end{array}$$

$$\begin{array}{r} 2 \\ + 10 \\ \hline \end{array}$$

$$\begin{array}{r} 19 \\ + 0 \\ \hline \end{array}$$

$$\begin{array}{r} 8 \\ + 12 \\ \hline \end{array}$$

$$\begin{array}{r} 16 \\ + 2 \\ \hline \end{array}$$

$$\begin{array}{r} 2 \\ + 5 \\ \hline \end{array}$$

$$\begin{array}{r} 0 \\ + 20 \\ \hline \end{array}$$

$$\begin{array}{r} 16 \\ + 3 \\ \hline \end{array}$$

$$\begin{array}{r} 16 \\ + 4 \\ \hline \end{array}$$

$$\begin{array}{r} 6 \\ + 7 \\ \hline \end{array}$$

$$\begin{array}{r} 0 \\ + 12 \\ \hline \end{array}$$

$$\begin{array}{r} 9 \\ + 9 \\ \hline \end{array}$$

$$\begin{array}{r} 7 \\ + 1 \\ \hline \end{array}$$

$$\begin{array}{r} 0 \\ + 15 \\ \hline \end{array}$$

$$\begin{array}{r} 12 \\ + 2 \\ \hline \end{array}$$

$$\begin{array}{r} 9 \\ + 3 \\ \hline \end{array}$$

$$\begin{array}{r} 6 \\ + 9 \\ \hline \end{array}$$

$$\begin{array}{r} 1 \\ + 15 \\ \hline \end{array}$$

$$\begin{array}{r} 2 \\ + 7 \\ \hline \end{array}$$

$$\begin{array}{r} 16 \\ + 0 \\ \hline \end{array}$$

$$\begin{array}{r} 1 \\ + 1 \\ \hline \end{array}$$

Name \_\_\_\_\_

Date \_\_\_\_\_

1. Solve using number bonds with pairs of number sentences. You may draw quick tens and some ones to help you.

a. $19 + 12 = \underline{\quad}$	b. $18 + 12 = \underline{\quad}$
c. $19 + 13 = \underline{\quad}$	d. $18 + 14 = \underline{\quad}$
e. $17 + 14 = \underline{\quad}$	f. $17 + 17 = \underline{\quad}$
g. $18 + 17 = \underline{\quad}$	h. $18 + 19 = \underline{\quad}$

2. Solve. You may draw quick tens and some ones to help you.

a. $19 + 12 = \underline{\quad}$	b. $18 + 13 = \underline{\quad}$
c. $19 + 13 = \underline{\quad}$	d. $18 + 15 = \underline{\quad}$
e. $19 + 16 = \underline{\quad}$	f. $15 + 17 = \underline{\quad}$
g. $19 + 19 = \underline{\quad}$	h. $18 + 18 = \underline{\quad}$

Name \_\_\_\_\_

Date \_\_\_\_\_

Solve using number bonds with pairs of number sentences. You may draw quick tens and some ones to help you.

a.  $16 + 15 = \underline{\quad}$

b.  $17 + 13 = \underline{\quad}$


c.  $16 + 16 = \underline{\quad}$

d.  $17 + 15 = \underline{\quad}$


Name: \_\_\_\_\_

Date: \_\_\_\_\_

Book Title: \_\_\_\_\_








Guided Reading

Name: \_\_\_\_\_

Date: \_\_\_\_\_

Book Title: \_\_\_\_\_

A large, empty rounded rectangular box with a thin black border, intended for students to write their thoughts or notes about the book.A series of horizontal writing lines for notes. Each line set consists of a solid blue top line, a dashed blue middle line, and a solid pink bottom line. There are ten such sets of lines stacked vertically, providing a structured area for writing.



Wednesday

Name \_\_\_\_\_ Date \_\_\_\_\_

$$\begin{array}{r} 1 \\ + 15 \\ \hline \end{array}$$

$$\begin{array}{r} 4 \\ + 15 \\ \hline \end{array}$$

$$\begin{array}{r} 2 \\ + 18 \\ \hline \end{array}$$

$$\begin{array}{r} 1 \\ + 4 \\ \hline \end{array}$$

$$\begin{array}{r} 6 \\ + 2 \\ \hline \end{array}$$

$$\begin{array}{r} 12 \\ + 1 \\ \hline \end{array}$$

$$\begin{array}{r} 8 \\ + 8 \\ \hline \end{array}$$

$$\begin{array}{r} 11 \\ + 2 \\ \hline \end{array}$$

$$\begin{array}{r} 11 \\ + 1 \\ \hline \end{array}$$

$$\begin{array}{r} 1 \\ + 2 \\ \hline \end{array}$$

$$\begin{array}{r} 0 \\ + 20 \\ \hline \end{array}$$

$$\begin{array}{r} 2 \\ + 7 \\ \hline \end{array}$$

$$\begin{array}{r} 12 \\ + 8 \\ \hline \end{array}$$

$$\begin{array}{r} 14 \\ + 4 \\ \hline \end{array}$$

$$\begin{array}{r} 4 \\ + 7 \\ \hline \end{array}$$

$$\begin{array}{r} 8 \\ + 4 \\ \hline \end{array}$$

$$\begin{array}{r} 0 \\ + 17 \\ \hline \end{array}$$

$$\begin{array}{r} 2 \\ + 3 \\ \hline \end{array}$$

$$\begin{array}{r} 9 \\ + 10 \\ \hline \end{array}$$

$$\begin{array}{r} 4 \\ + 4 \\ \hline \end{array}$$

$$\begin{array}{r} 12 \\ + 0 \\ \hline \end{array}$$

$$\begin{array}{r} 9 \\ + 9 \\ \hline \end{array}$$

$$\begin{array}{r} 6 \\ + 1 \\ \hline \end{array}$$

$$\begin{array}{r} 0 \\ + 2 \\ \hline \end{array}$$

$$\begin{array}{r} 6 \\ + 10 \\ \hline \end{array}$$

$$\begin{array}{r} 2 \\ + 14 \\ \hline \end{array}$$

$$\begin{array}{r} 3 \\ + 11 \\ \hline \end{array}$$

$$\begin{array}{r} 8 \\ + 1 \\ \hline \end{array}$$

$$\begin{array}{r} 13 \\ + 0 \\ \hline \end{array}$$

$$\begin{array}{r} 13 \\ + 1 \\ \hline \end{array}$$

Name \_\_\_\_\_

Date \_\_\_\_\_

1. Solve using quick ten drawings, number bonds, or the arrow way. Check the rectangle if you made a new ten.

a. $23 + 12 = \underline{\quad}$          <input data-bbox="703 695 813 764" type="checkbox"/>	b. $15 + 15 = \underline{\quad}$          <input data-bbox="1284 695 1395 764" type="checkbox"/>
c. $19 + 21 = \underline{\quad}$          <input data-bbox="703 1115 813 1184" type="checkbox"/>	d. $17 + 12 = \underline{\quad}$          <input data-bbox="1284 1115 1395 1184" type="checkbox"/>
e. $27 + 13 = \underline{\quad}$          <input data-bbox="703 1535 813 1604" type="checkbox"/>	f. $17 + 16 = \underline{\quad}$          <input data-bbox="1284 1535 1395 1604" type="checkbox"/>

2. Solve using quick ten drawings, number bonds, or the arrow way.

a. $15 + 13 = \underline{\quad}$	b. $25 + 13 = \underline{\quad}$
c. $24 + 14 = \underline{\quad}$	d. $25 + 15 = \underline{\quad}$
e. $18 + 14 = \underline{\quad}$	f. $18 + 18 = \underline{\quad}$
g. $24 + 16 = \underline{\quad}$	h. $17 + 18 = \underline{\quad}$

Name \_\_\_\_\_

Date \_\_\_\_\_

Solve using quick tens and ones, number bonds, or the arrow way.

a.  $12 + 16 = \underline{\quad}$

b.  $26 + 14 = \underline{\quad}$

c.  $18 + 16 = \underline{\quad}$


d.  $19 + 17 = \underline{\quad}$




Name: \_\_\_\_\_

Date: \_\_\_\_\_

Book Title: \_\_\_\_\_

A series of horizontal lines for writing, consisting of multiple sets of three lines each: a solid blue top line, a dashed grey middle line, and a solid pink bottom line. These lines are spaced evenly down the page.




Guided Reading

Name: \_\_\_\_\_

Date: \_\_\_\_\_

Book Title: \_\_\_\_\_

A large, empty rounded rectangular box with a thin black border, intended for students to write their thoughts or notes about the book.A series of horizontal writing lines. Each line set consists of a solid top blue line, a dashed middle grey line, and a solid bottom pink line. There are ten such sets of lines stacked vertically, providing a guide for handwriting practice.



Thursday

Name \_\_\_\_\_ Date \_\_\_\_\_

$$\begin{array}{r} 4 \\ +4 \\ \hline \end{array}$$

$$\begin{array}{r} 1 \\ +1 \\ \hline \end{array}$$

$$\begin{array}{r} 7 \\ +6 \\ \hline \end{array}$$

$$\begin{array}{r} 11 \\ +4 \\ \hline \end{array}$$

$$\begin{array}{r} 6 \\ +13 \\ \hline \end{array}$$

$$\begin{array}{r} 11 \\ +5 \\ \hline \end{array}$$

$$\begin{array}{r} 17 \\ +1 \\ \hline \end{array}$$

$$\begin{array}{r} 13 \\ +7 \\ \hline \end{array}$$

$$\begin{array}{r} 9 \\ +9 \\ \hline \end{array}$$

$$\begin{array}{r} 7 \\ +4 \\ \hline \end{array}$$

$$\begin{array}{r} 4 \\ +8 \\ \hline \end{array}$$

$$\begin{array}{r} 9 \\ +2 \\ \hline \end{array}$$

$$\begin{array}{r} 0 \\ +17 \\ \hline \end{array}$$

$$\begin{array}{r} 14 \\ +6 \\ \hline \end{array}$$

$$\begin{array}{r} 8 \\ +2 \\ \hline \end{array}$$

$$\begin{array}{r} 7 \\ +10 \\ \hline \end{array}$$

$$\begin{array}{r} 8 \\ +0 \\ \hline \end{array}$$

$$\begin{array}{r} 16 \\ +0 \\ \hline \end{array}$$

$$\begin{array}{r} 7 \\ +2 \\ \hline \end{array}$$

$$\begin{array}{r} 6 \\ +6 \\ \hline \end{array}$$

$$\begin{array}{r} 6 \\ +3 \\ \hline \end{array}$$

$$\begin{array}{r} 12 \\ +8 \\ \hline \end{array}$$

$$\begin{array}{r} 7 \\ +1 \\ \hline \end{array}$$

$$\begin{array}{r} 7 \\ +11 \\ \hline \end{array}$$

$$\begin{array}{r} 8 \\ +8 \\ \hline \end{array}$$

$$\begin{array}{r} 0 \\ +0 \\ \hline \end{array}$$

$$\begin{array}{r} 12 \\ +7 \\ \hline \end{array}$$

$$\begin{array}{r} 4 \\ +12 \\ \hline \end{array}$$

$$\begin{array}{r} 9 \\ +10 \\ \hline \end{array}$$

$$\begin{array}{r} 15 \\ +0 \\ \hline \end{array}$$

Name \_\_\_\_\_

Date \_\_\_\_\_

1. Solve using quick ten drawings, number bonds, or the arrow way.

a. $13 + 12 = \underline{\quad}$	b. $23 + 12 = \underline{\quad}$
c. $13 + 16 = \underline{\quad}$	d. $23 + 16 = \underline{\quad}$
e. $13 + 27 = \underline{\quad}$	f. $17 + 16 = \underline{\quad}$
g. $14 + 18 = \underline{\quad}$	h. $18 + 17 = \underline{\quad}$

2. Solve using quick ten drawings, number bonds, or the arrow way. Be prepared to discuss how you solved during the Debrief.

a. $17 + 11 = \underline{\quad}$	b. $17 + 21 = \underline{\quad}$
c. $27 + 13 = \underline{\quad}$	d. $17 + 14 = \underline{\quad}$
e. $13 + 26 = \underline{\quad}$	f. $17 + 17 = \underline{\quad}$
g. $18 + 15 = \underline{\quad}$	h. $16 + 17 = \underline{\quad}$



Name \_\_\_\_\_

Date \_\_\_\_\_

Solve using quick ten drawings, number bonds, or the arrow way.

a.  $18 + 14 = \underline{\quad}$

b.  $14 + 23 = \underline{\quad}$


c.  $28 + 12 = \underline{\quad}$


d.  $19 + 21 = \underline{\quad}$

Name: \_\_\_\_\_

Date: \_\_\_\_\_

Book Title: \_\_\_\_\_






Guided Reading

Name: \_\_\_\_\_

Date: \_\_\_\_\_

Book Title: \_\_\_\_\_

A large, empty rounded rectangular box with a thin black border, intended for students to write notes or draw related to their reading.A series of horizontal lines for handwriting practice. Each set consists of a solid blue top line, a dashed blue middle line, and a solid pink bottom line. There are ten such sets of lines stacked vertically.



Friday

Name \_\_\_\_\_ Date \_\_\_\_\_

$$\begin{array}{r} 2 \\ + 9 \\ \hline \end{array}$$

$$\begin{array}{r} 5 \\ + 5 \\ \hline \end{array}$$

$$\begin{array}{r} 11 \\ + 9 \\ \hline \end{array}$$

$$\begin{array}{r} 1 \\ + 18 \\ \hline \end{array}$$

$$\begin{array}{r} 16 \\ + 0 \\ \hline \end{array}$$

$$\begin{array}{r} 9 \\ + 1 \\ \hline \end{array}$$

$$\begin{array}{r} 15 \\ + 2 \\ \hline \end{array}$$

$$\begin{array}{r} 0 \\ + 6 \\ \hline \end{array}$$

$$\begin{array}{r} 2 \\ + 12 \\ \hline \end{array}$$

$$\begin{array}{r} 0 \\ + 0 \\ \hline \end{array}$$

$$\begin{array}{r} 11 \\ + 7 \\ \hline \end{array}$$

$$\begin{array}{r} 14 \\ + 4 \\ \hline \end{array}$$

$$\begin{array}{r} 3 \\ + 5 \\ \hline \end{array}$$

$$\begin{array}{r} 5 \\ + 13 \\ \hline \end{array}$$

$$\begin{array}{r} 2 \\ + 5 \\ \hline \end{array}$$

$$\begin{array}{r} 7 \\ + 13 \\ \hline \end{array}$$

$$\begin{array}{r} 9 \\ + 6 \\ \hline \end{array}$$

$$\begin{array}{r} 7 \\ + 7 \\ \hline \end{array}$$

$$\begin{array}{r} 15 \\ + 4 \\ \hline \end{array}$$

$$\begin{array}{r} 3 \\ + 7 \\ \hline \end{array}$$

$$\begin{array}{r} 1 \\ + 2 \\ \hline \end{array}$$

$$\begin{array}{r} 1 \\ + 12 \\ \hline \end{array}$$

$$\begin{array}{r} 14 \\ + 5 \\ \hline \end{array}$$

$$\begin{array}{r} 9 \\ + 9 \\ \hline \end{array}$$

$$\begin{array}{r} 3 \\ + 10 \\ \hline \end{array}$$

$$\begin{array}{r} 6 \\ + 8 \\ \hline \end{array}$$

$$\begin{array}{r} 4 \\ + 12 \\ \hline \end{array}$$

$$\begin{array}{r} 11 \\ + 3 \\ \hline \end{array}$$


$$\begin{array}{r} 11 \\ + 6 \\ \hline \end{array}$$

$$\begin{array}{r} 1 \\ + 17 \\ \hline \end{array}$$


Name: \_\_\_\_\_

Date: \_\_\_\_\_

Book Title: \_\_\_\_\_







Guided Reading

Name: \_\_\_\_\_

Date: \_\_\_\_\_

Book Title: \_\_\_\_\_

