



Name _____



Kindergarten ELA Remote Learning Packet

Week 32



Dear Educator,

My signature is proof that I have reviewed my scholar's work and supported him to the best of my ability to complete all assignments.

(Parent Signature)

(Date)

Parents please note that all academic packets are also available on our website at www.brighterchoice.org under the heading "Remote Learning." All academic packet assignments are mandatory and must be completed by all scholars.

1



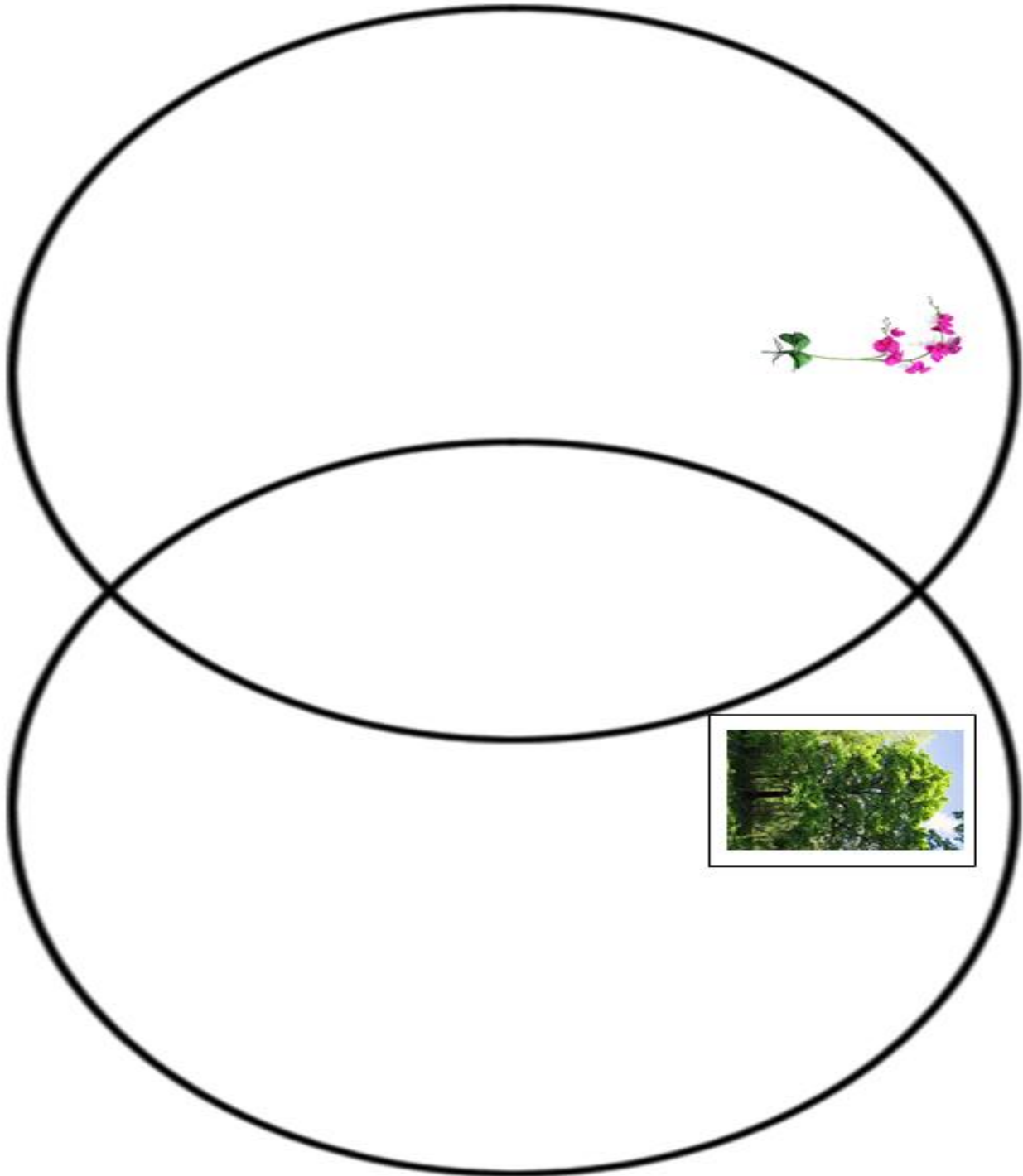
Name _____ Week 32 Day 1 Date _____


BCCS-B

SUNY Cortland SUNY Morrisville

Plants Week 2 Day 1 Exit Ticket


Directions: Use the Venn Diagram to compare and contrast trees and flowers.







Day # 2



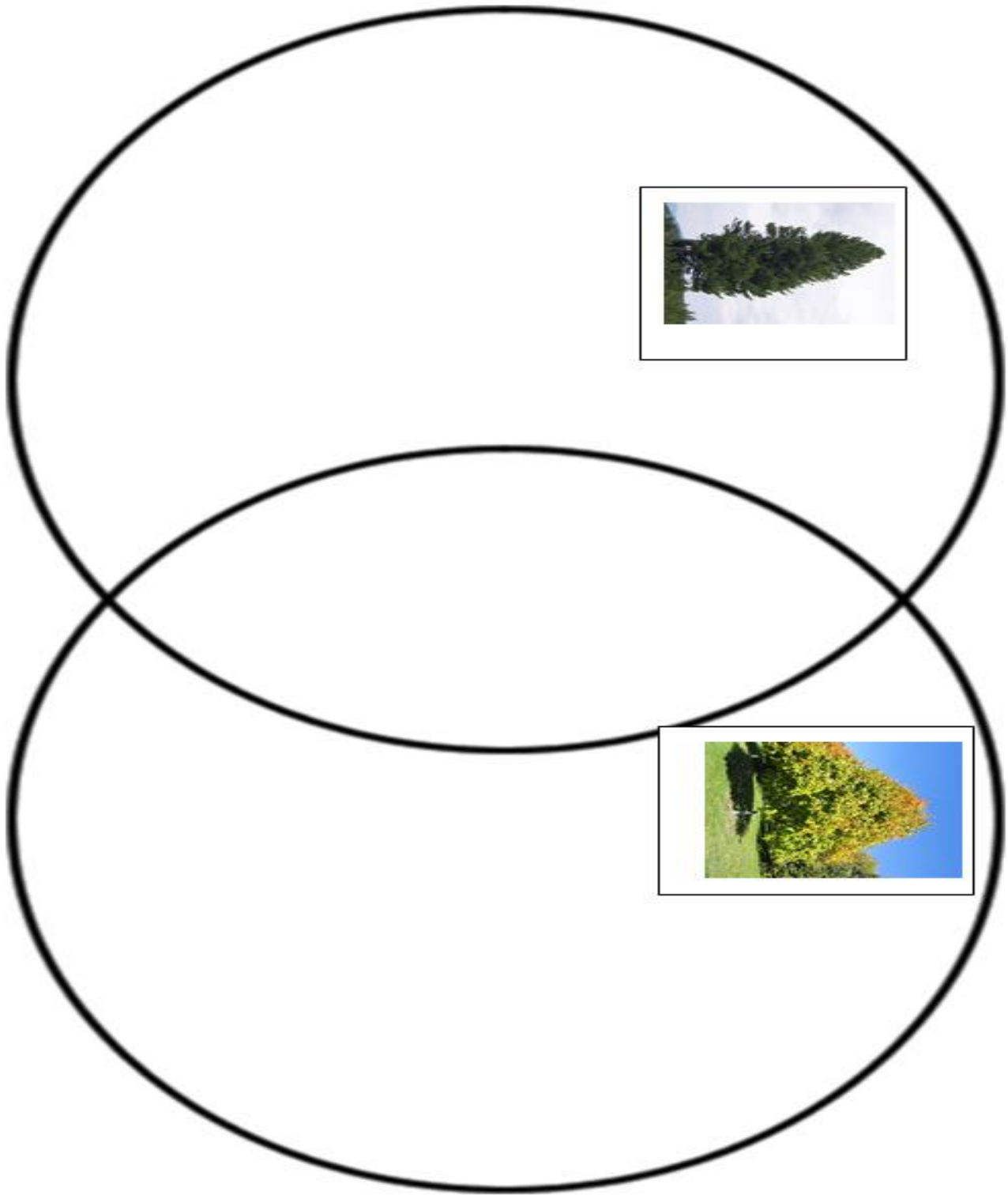
Name _____ Week 32 Day 2 Date _____

BCCS-B


SUNY Cortland SUNY Morrisville

Plants Week 2 Day 2 Exit Ticket

Directions: Use the Venn Diagram to compare and contrast Evergreen trees and Deciduous trees.




Directions: Cut out the pictures to use for the exit ticket.





Day # 3



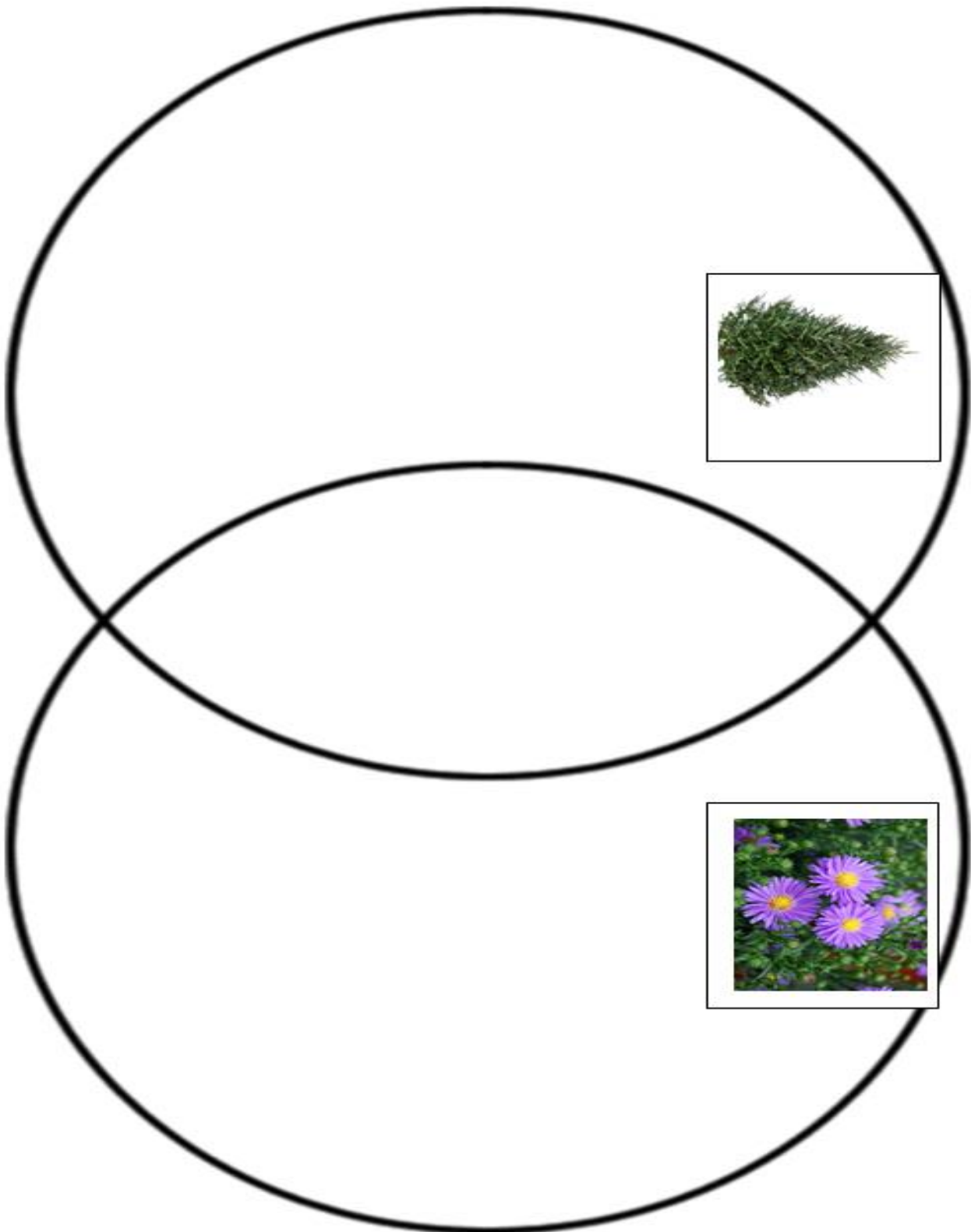
Name _____ Week 32 Day 3 Date _____

BCCS-B

SUNY Cortland SUNY Morrisville

Plants Week 2 Day 3 Exit Ticket

Directions: Use the Venn Diagram to compare and contrast Evergreen trees and flowers.




Directions: Cut out the pictures to use for the exit ticket.





Day # 4



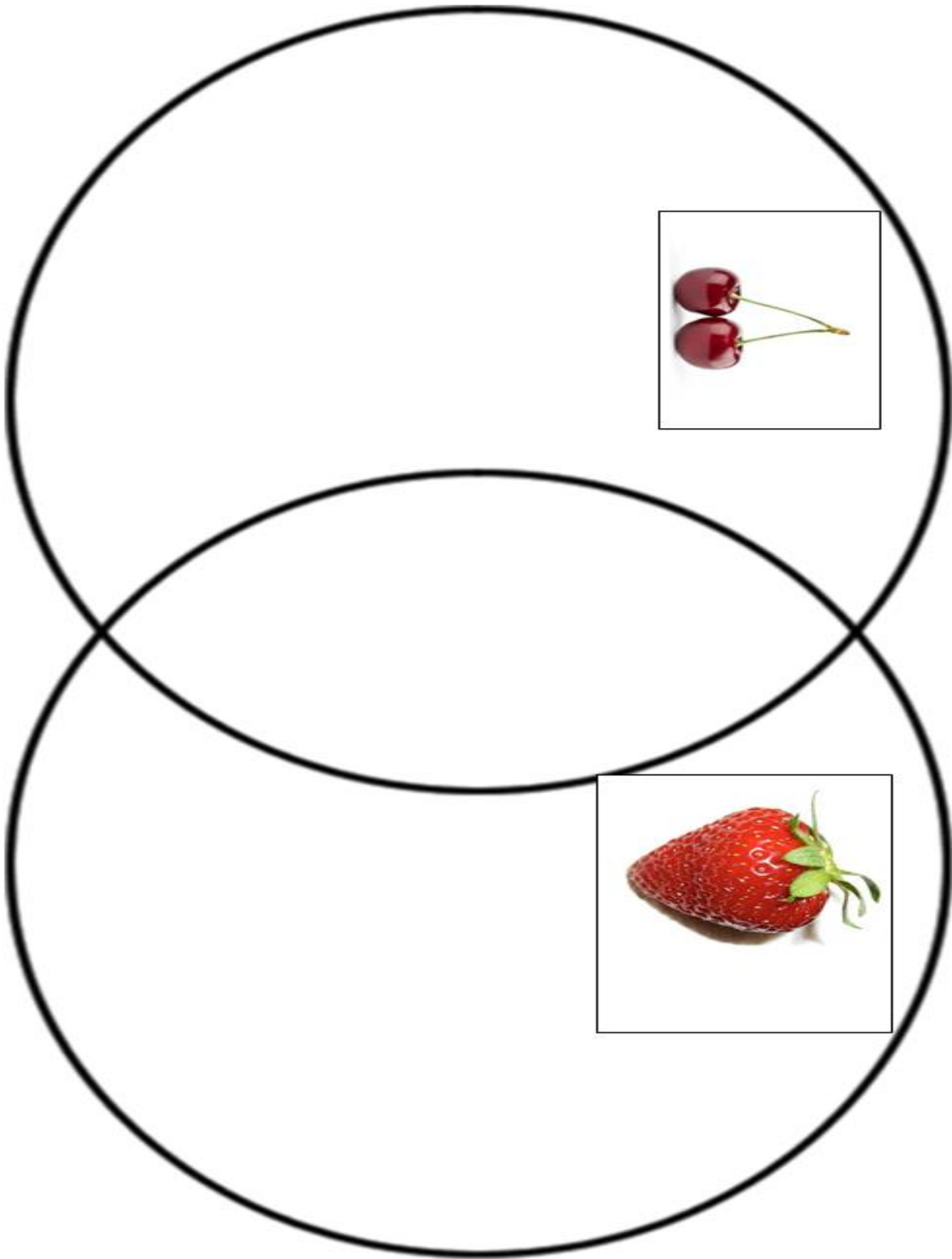
Name _____ Week 32 Day 4 Date _____

BCCS-B

SUNY Cortland SUNY Morrisville

Plants Week 2 Day 3 Exit Ticket

Directions: Use the Venn Diagram to compare and contrast cherries and strawberries



Directions: Cut out the pictures to use for the exit ticket.



Red

Kindergarten ELA Remote Learning Packet

Week 33



Dear Educator,

My signature is proof that I have reviewed my scholar's work and supported him to the best of my ability to complete all assignments.

(Parent Signature)

(Date)

Parents please note that all academic packets are also available on our website at www.brighterchoice.org under the heading "Remote Learning." All academic packet assignments are mandatory and must be completed by all scholars.

1



Name _____ Week 33 Day 1 Date _____

BCCS-B


SUNY Cortland SUNY Morrisville

Plants Week 3 day 1

Directions: Name the different flowers.




1.) _____



2.) _____



Day # 2



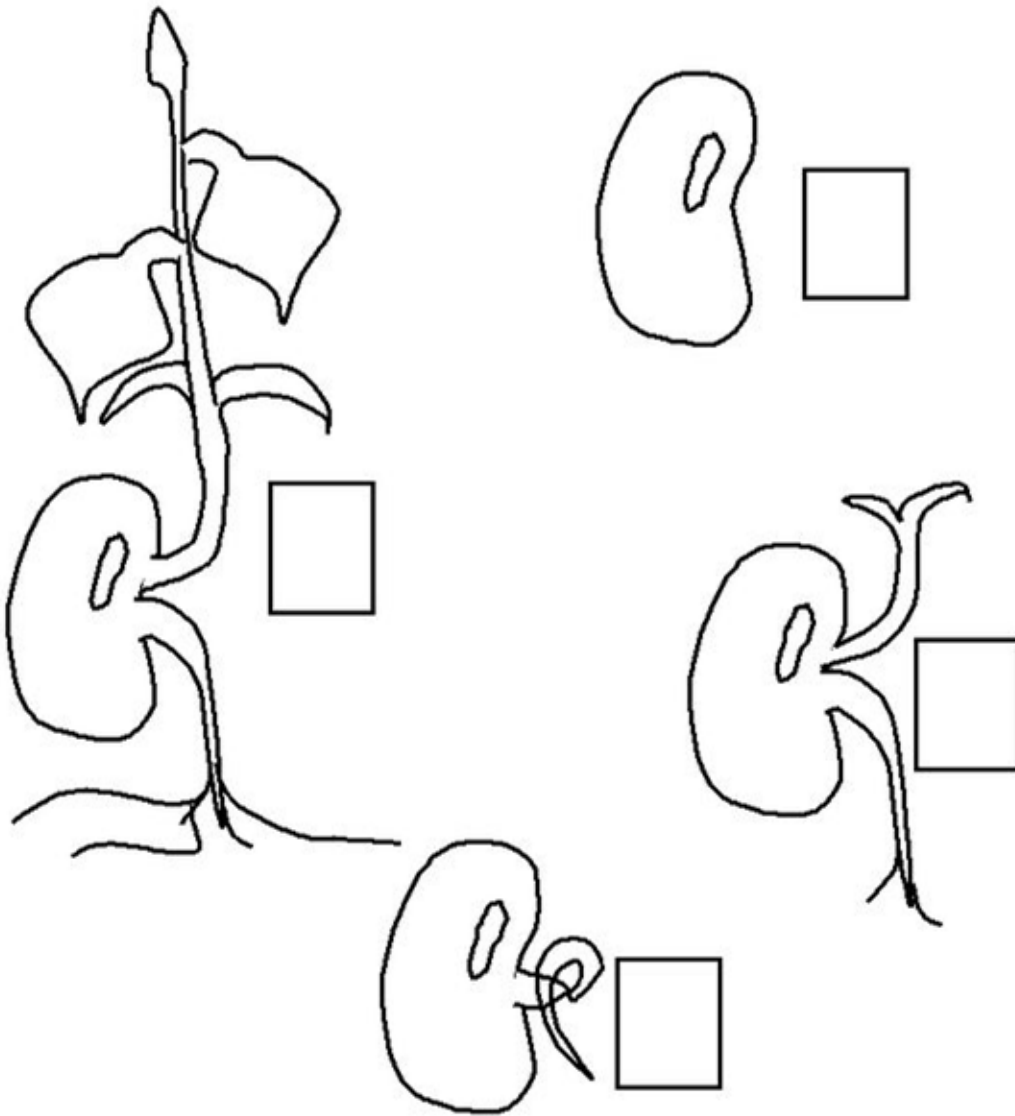
Name _____ Week 33 Day 2 Date _____

BCCS-B

SUNY Cortland SUNY Morrisville


Plants week 3 day 2

Directions: Put the pictures in order of the germination process. Label the pictures 1 to 4.





Day # 3




Name _____ Week 33 Day 3 Date _____

BCCS-B

SUNY Cortland SUNY Morrisville

Plants Week 3 Day 3

Directions: Circle the pictures that show what plants need to grow. Write your answer on the lines below.




Sun



Wind



Rain




Snow

Plants need _____ to grow.




Day # 4











Plants Week 3 day 4

Directions: Cut and paste the pictures to show what happens to the Tiny Seed.

These things can help the tiny seed.					These things can hurt the tiny seed.			


Write. Tell how the **wind** can help the tiny seed.

57th Education Center, Inc. • The Best Of Teacher's Helper® Landmarks • Grade 1 • TECH127

 bird	 sun	 mouse	 soil	 wind	 weed	 foot	 rain
---	--	--	---	--	---	---	---



Day # 5



Name _____ Week 33 Day 5 Date _____

BCCS-B

SUNY Cortland SUNY Morrisville

Plants Week 3 Content Assessment

Directions: Circle the picture that matches the vocabulary word.

1. Stem



2. Root




Name _____ Week 33 Day 5 Date _____

BCCS-B

SUNY Cortland SUNY Morrisville

Plants Week 3 Content Assessment

Directions: Circle the pictures that show what plants need to grow. Write your answer on the lines below.




Sun



rain



Wind



snow

Plants need _____ to grow.