

Name _____

Kindergarten Homework Remote Learning Packet

Week 32



Dear Educator,

My signature is proof that I have reviewed my scholar's work and supported him to the best of my ability to complete all assignments.


(Parent Signature)

(Date)

Parents please note that all academic packets are also available on our website at www.brighterchoice.org under the heading "Remote Learning." All academic packet assignments are mandatory and must be completed by all scholars.



Day # 1

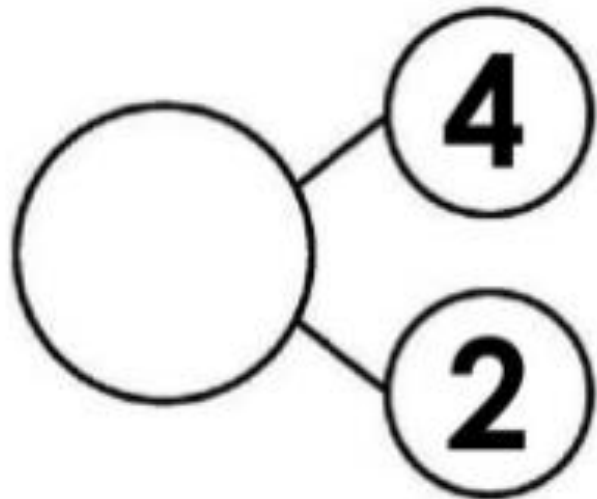
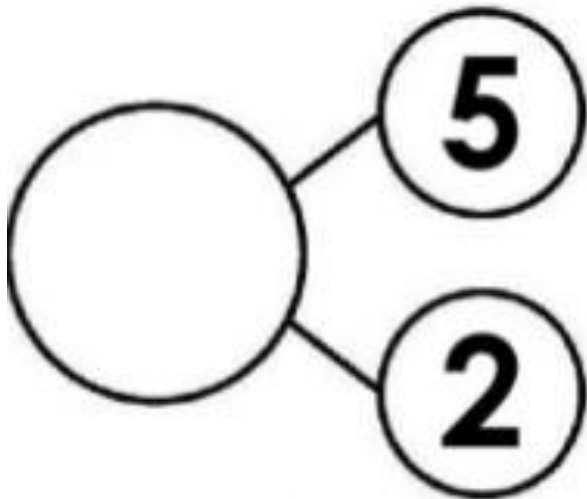
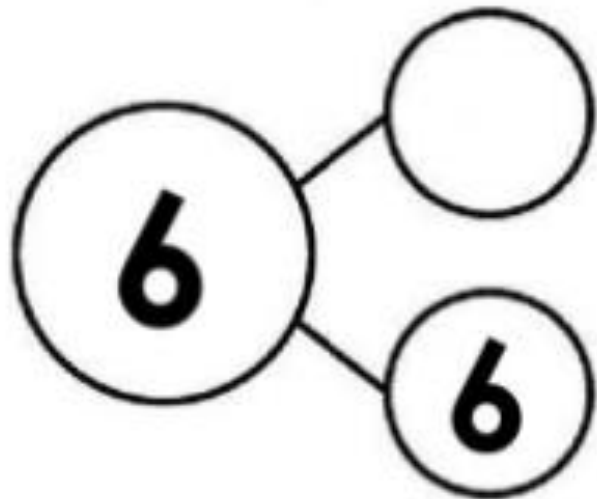
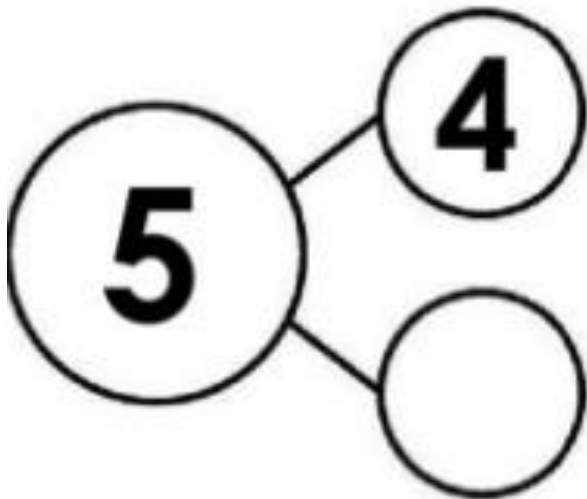


Name _____ Week 32 Day 1 Date: _____

BCCS-B

SUNY Cortland SUNY Morrisville

Directions: Complete the number bonds



Name _____ Week 32 Day 1 Date: _____

BCCS-B

SUNY Cortland SUNY Morrisville

Directions: Trace and write the word **four**.

four

four

four

four

four

four

four

four

four

four

Name _____ Week 32 Day 1 Date: _____

BCCS-B

SUNY Cortland SUNY Morrisville

Directions: Choose the correct blend to complete the word.

dr fr tr br cr



____og



____uck



____um



____ush



____unk



____op



____uit



____ink




____ab



____ee



Day # 2

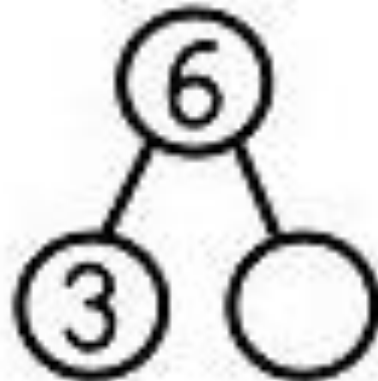
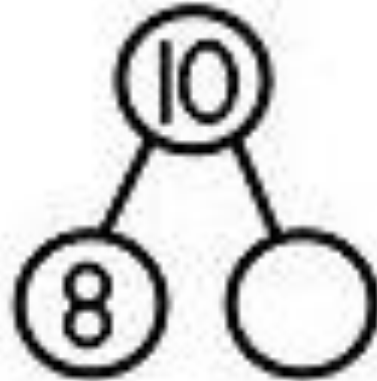
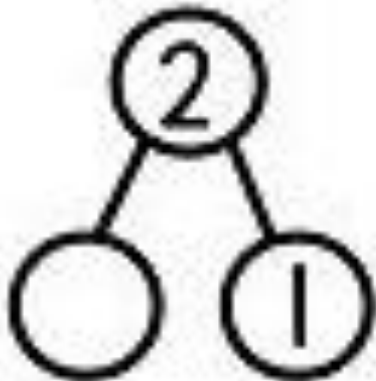
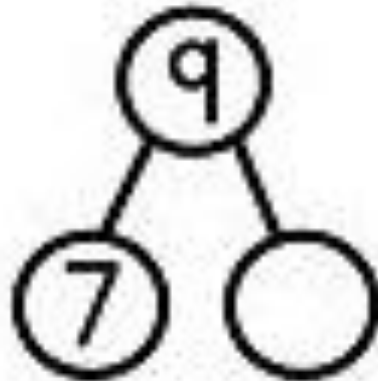
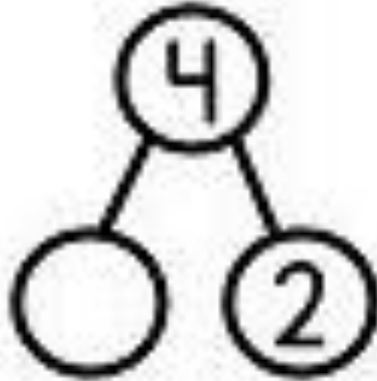
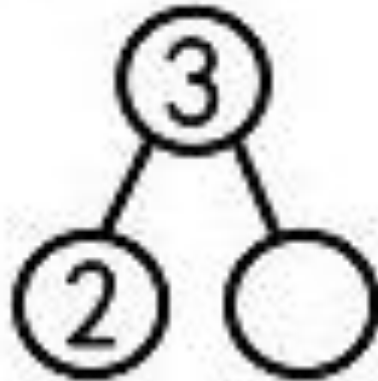
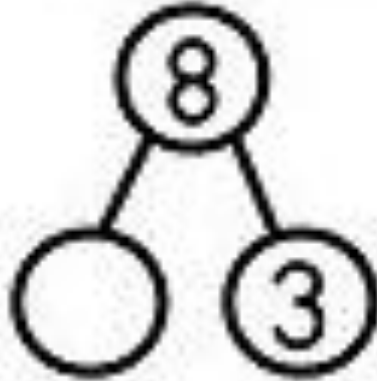
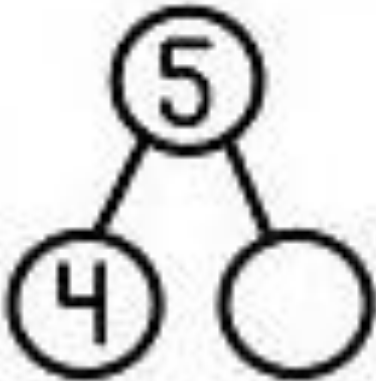


Name _____ Week 32 Day 2 Date: _____

BCCS-B

SUNY Cortland SUNY Morrisville

Directions: Finish the number bonds.



Name _____ Week 32 Day 2 Date: _____

BCCS-B

SUNY Cortland SUNY Morrisville

Directions: Trace and write the word **yellow**.

yellow

yellow

yellow

yellow

yellow

yellow

yellow

yellow

yellow










yellow

Name _____ Week 32 Day 2 Date: _____

BCCS-B


SUNY Cortland SUNY Morrisville

Directions: Fill in the missing blends.

 <input type="checkbox"/> <input type="checkbox"/> ock	 <input type="checkbox"/> <input type="checkbox"/> ide	 <input type="checkbox"/> <input type="checkbox"/> ant
 <input type="checkbox"/> <input type="checkbox"/> ender	 <input type="checkbox"/> <input type="checkbox"/> oves	 <input type="checkbox"/> <input type="checkbox"/> obe
 <input type="checkbox"/> <input type="checkbox"/> own	 <input type="checkbox"/> <input type="checkbox"/> ane	 <input type="checkbox"/> <input type="checkbox"/> ute




Day # 3



Fill in the number sentence and number bond.

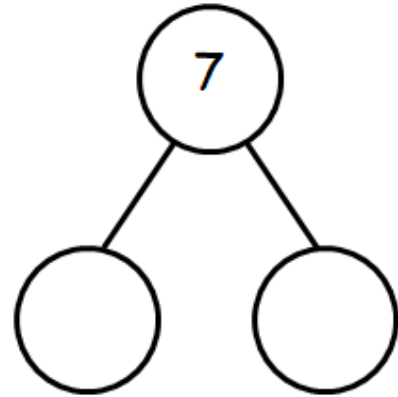
Cross out 5 dots.



7

-

=

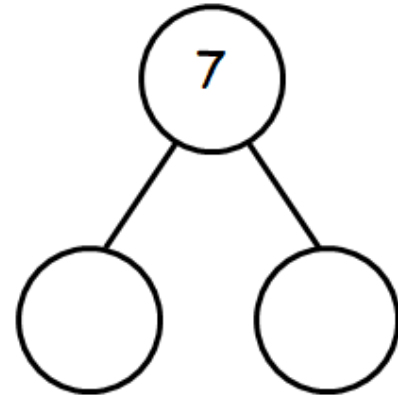


Draw 7 dots. Cross out 3 dots.

7

-

=



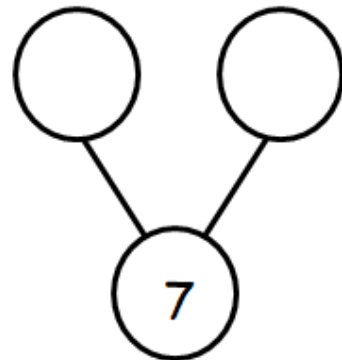
Draw 7 dots in a 5-group like the first problem.

Cross out 4 dots.

7

-

=



Name _____ Week 32 Day 3 Date: _____

BCCS-B

SUNY Cortland SUNY Morrisville

Directions: Trace over the numbers and number words.

0 zero

1 one



2 two



3 three



4 four



5 five













Name _____ Week 32 Day 3 Date: _____

BCCS-B


SUNY Cortland SUNY Morrisville

Directions: Look at the picture and color the L-Blends. Write the L-Blends to complete each word.

<p>(cl)  <input type="text"/> <input type="text"/> ock</p> <p>(sl) <input type="text"/> <input type="text"/> <input type="text"/> <input type="text"/></p>	<p>(sl)  <input type="text"/> <input type="text"/> ant</p> <p>(pl) <input type="text"/> <input type="text"/> <input type="text"/> <input type="text"/></p>
<p>(cl)  <input type="text"/> <input type="text"/> ide</p> <p>(sl) <input type="text"/> <input type="text"/> <input type="text"/> <input type="text"/></p>	<p>(gl)  <input type="text"/> <input type="text"/> ue</p> <p>(ph) <input type="text"/> <input type="text"/> <input type="text"/> <input type="text"/></p>
<p>(fl)  <input type="text"/> <input type="text"/> obe</p> <p>(gl) <input type="text"/> <input type="text"/> <input type="text"/> <input type="text"/></p>	<p>(cl)  <input type="text"/> <input type="text"/> am</p> <p>(sl) <input type="text"/> <input type="text"/> <input type="text"/> <input type="text"/></p>
<p>(bl)  <input type="text"/> <input type="text"/> ean</p> <p>(cl) <input type="text"/> <input type="text"/> <input type="text"/> <input type="text"/></p>	<p>(bl)  <input type="text"/> <input type="text"/> ed</p> <p>(sl) <input type="text"/> <input type="text"/> <input type="text"/> <input type="text"/></p>
<p>(fl)  <input type="text"/> <input type="text"/> ag</p> <p>(sl) <input type="text"/> <input type="text"/> <input type="text"/> <input type="text"/></p>	<p>(cl)  <input type="text"/> <input type="text"/> ound</p> <p>(cr) <input type="text"/> <input type="text"/> <input type="text"/> <input type="text"/></p>



Day # 4



BCCS-B

SUNY Cortland SUNY Morrisville

Here is 8 the 5-group way. Put an X on 2 cubes. How many are left?
Fill in the number sentence and number bond.

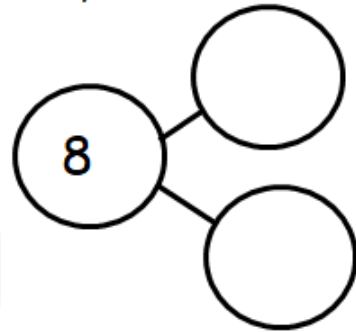


8

-



=



Here is 8 the 5-group way. Put an X on 4 cubes. How many are left?
Fill in the number sentence and number bond.

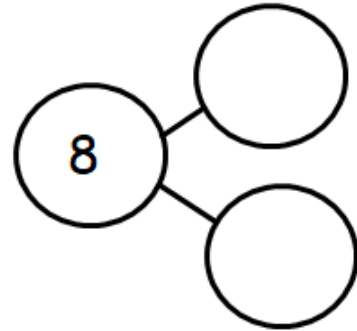


8

-



=



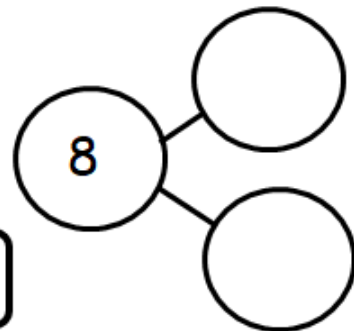
Draw 8 the 5-group way. Put an X on some cubes. How many are left?
Write the number sentence and the number bond.

8

-



=


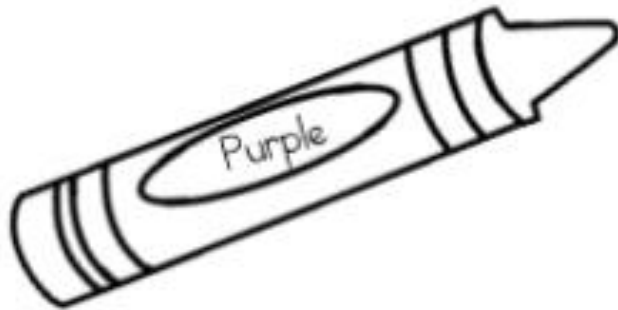
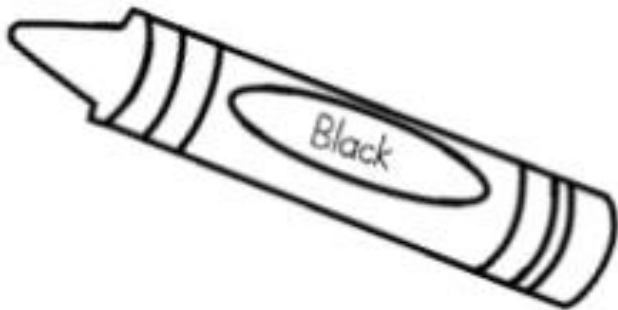
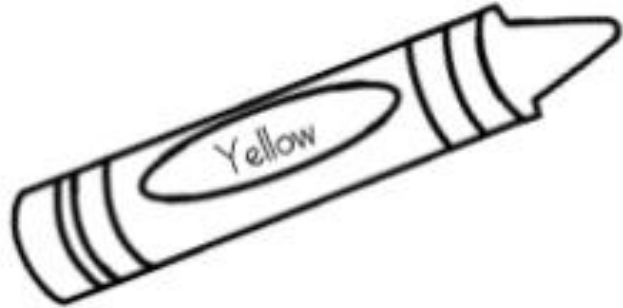
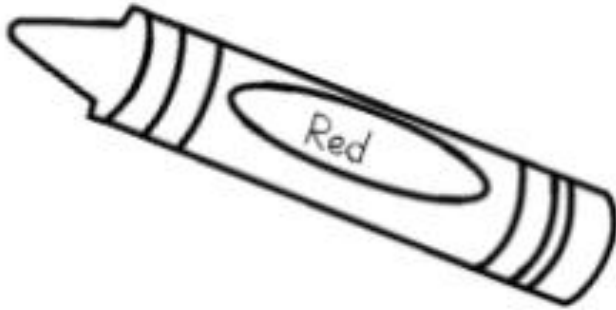


Name _____ Week 32 Day 4 Date: _____

BCCS-B

SUNY Cortland SUNY Morrisville

Directions: Color the crayons to match the word.
















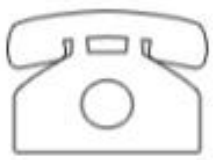


Name _____ Week 32 Day 4 Date: _____

BCCS-B


SUNY Cortland SUNY Morrisville

Directions: Circle the pictures that begin with the digraph sound in each row.

th	   
ch	  
sh	  
wh	  
ph	  



Day # 5



Name _____ Week 32 Day 5 Date: _____

BCCS-B

SUNY Cortland SUNY Morrisville

Directions: Fill in the missing numbers in the number bond.

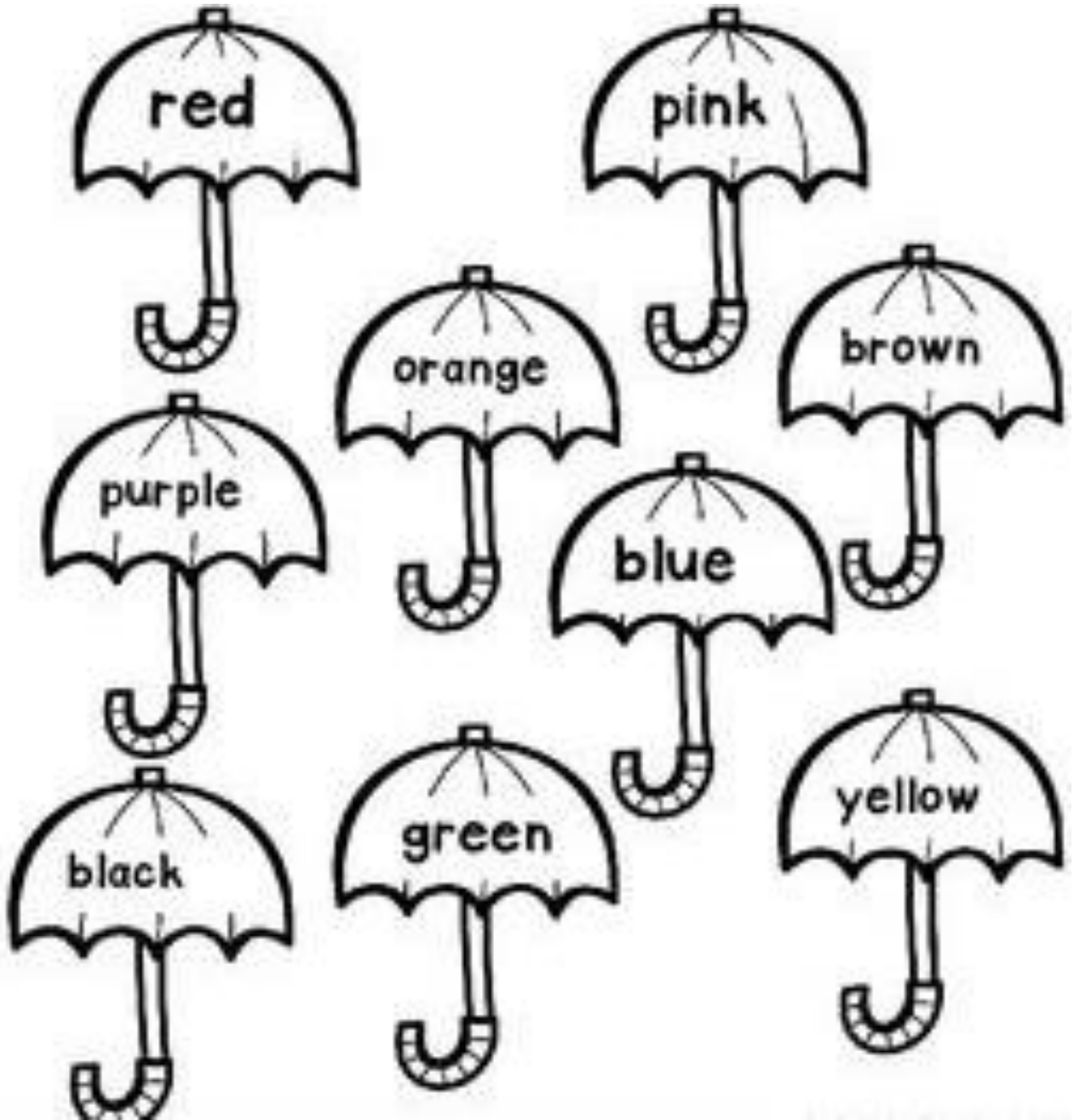
7	4	3
5	2	3
6	9	5
0	2	8
0		5

Name _____ Week 32 Day 5 Date: _____

BCCS-B

SUNY Cortland SUNY Morrisville

Directions: Color the umbrellas to match the word.







Name _____ Week 32 Day 5 Date: _____

BCCS-B

SUNY Cortland SUNY Morrisville

Directions: Circle the sound that matches the picture.

	sh ch		wh th
	sh ch		ch ck

Name _____

Kindergarten Homework Remote Learning Packet

Week 33



Dear Educator,

My signature is proof that I have reviewed my scholar's work and supported him to the best of my ability to complete all assignments.


(Parent Signature)

(Date)

Parents please note that all academic packets are also available on our website at www.brighterchoice.org under the heading "Remote Learning." All academic packet assignments are mandatory and must be completed by all scholars.



Day # 1

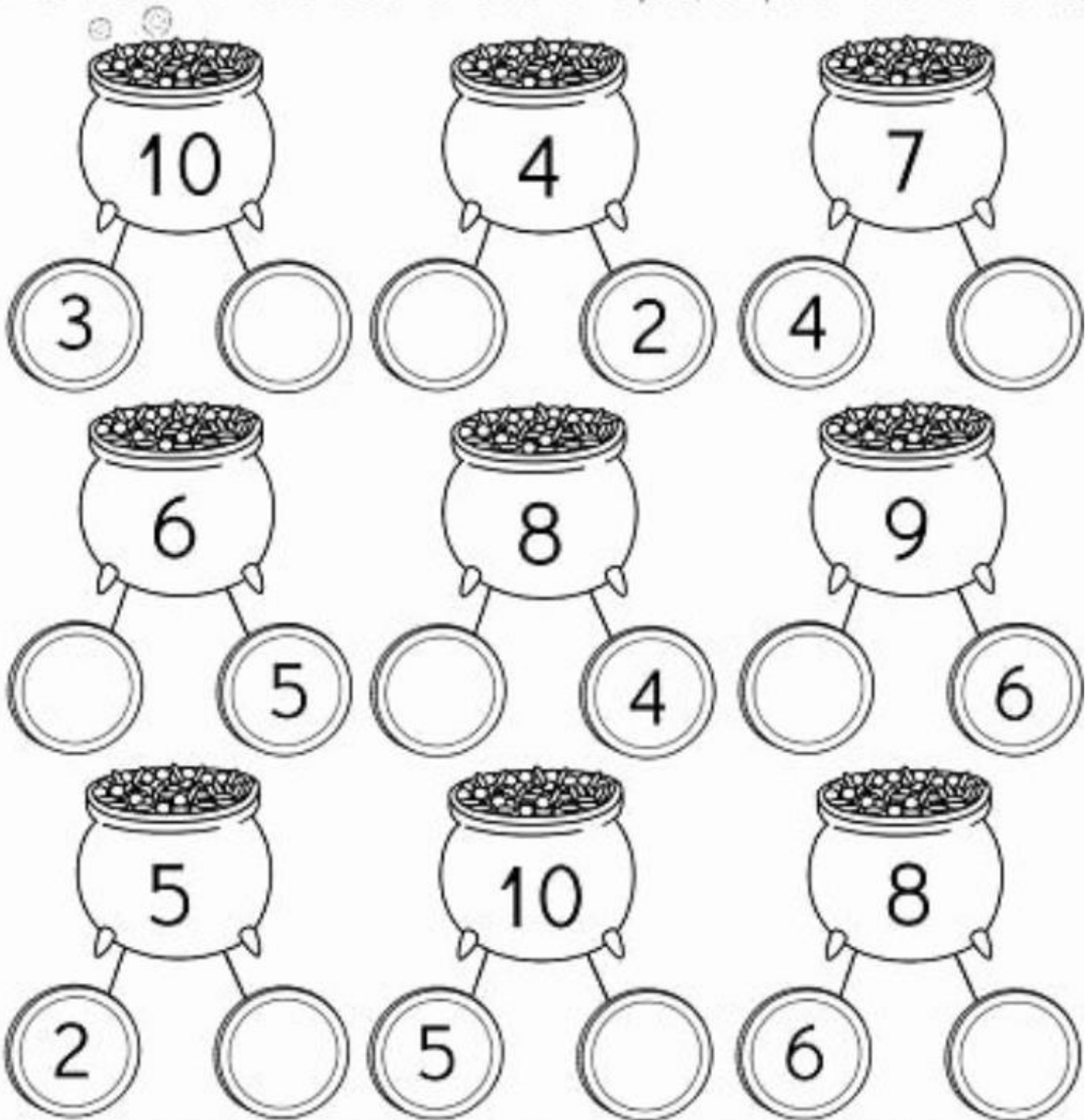


Name _____ Week 33 Day 1 Date: _____

BCCS-B

SUNY Cortland SUNY Morrisville

Directions: Finish the number bonds.



Name _____ Week 33 Day 1 Date: _____

BCCS-B

SUNY Cortland SUNY Morrisville

Directions: Trace and write the word **said**.

said

said

said

said

said

said


said

said


said

said

Directions: What consonant blend matches the beginning of the word? Color in the bubble next to the correct answer.



pl gr gl pr



bl cl br st



br tr dr bl




fl sk fr sl



sp pl pr st



Day # 2



Name _____ Week 33 Day 2 Date: _____

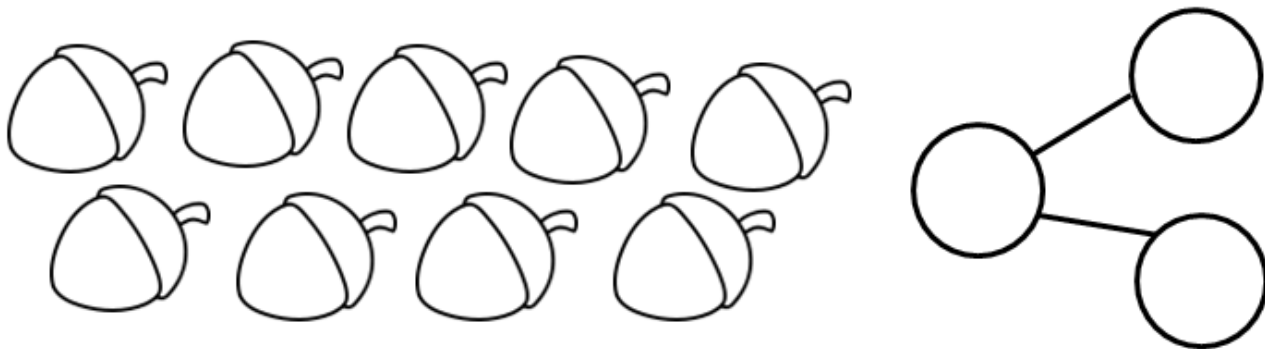
BCCS-B

SUNY Cortland SUNY Morrisville

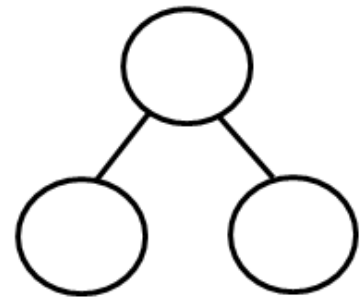
Directions: There are 9 jellyfish. Color some blue and the rest a different color. Fill in the number bond.



There are 9 acorns. Color some of them green and the rest yellow. Fill in the number bond to match.



Draw 9 birds. Color some of them blue and the rest red. Fill in the number bond to match.



Name _____ Week 33 Day 2 Date: _____

BCCS-B

SUNY Cortland SUNY Morrisville

Directions: Trace and write the word **were**.

were were

were were

were were

were were

were were

Name _____ Week 33 Day 2 Date: _____

BCCS-B

SUNY Cortland SUNY Morrisville


Directions: Circle the sound you can hear in each picture.



th
ph




th
ph



th
ph



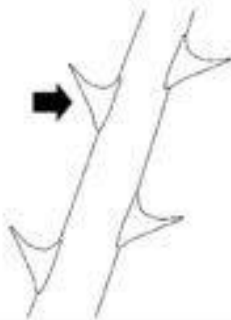
th
ph




th
ph



th
ph




th
ph



th
ph



Day # 3



Name _____ Week 33 Day 3 Date: _____

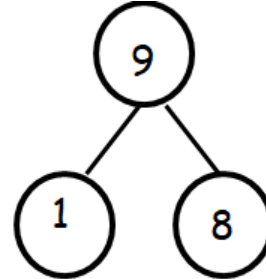
BCCS-B

SUNY Cortland SUNY Morrisville

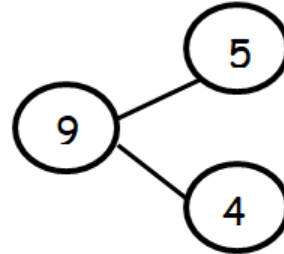
Directions: The squares below represent cube sticks. Do the linking cubes sticks match the number bond? Circle yes or no.



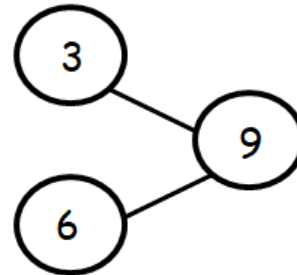
Yes No



Yes No



Yes No



Directions: Trace, find and color the word **were**.

Trace

were


were were were

Circle

do were me
were does by
was the were

Color

were



Write

there two








ducks

Name _____ Week 33 Day 3 Date: _____

BCCS-B

SUNY Cortland SUNY Morrisville


Directions: Color the picture according to the directions.

-  1. Look at the yellow moon and the yellow stars!
-  2. I saw a brown bat in the sky.
-  3. The hyena is yellow and has black spots.
-  4. The raccoon is gray.
-  5. The skunk is black.
-  6. The cat is brown with black stripes.
-  7. There is a brown bear behind the green bush.





Day # 4

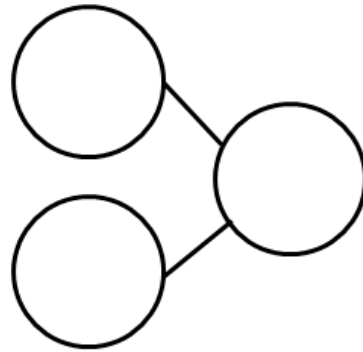
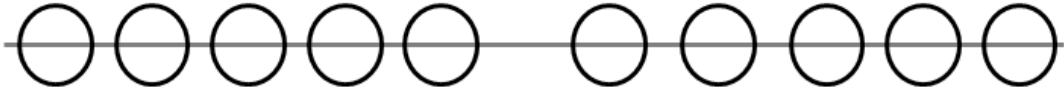


Name _____ Week 33 Day 4 Date: _____

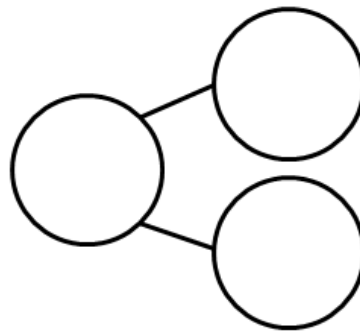
BCCS-B

SUNY Cortland SUNY Morrisville

Directions: Pretend this is your bracelet. Color 5 beads blue and the rest green. Make a number bond to match.



Color some beads yellow and the rest orange. Make a number bond to match.



Name _____ Week 33 Day 4 Date: _____

BCCS-B

SUNY Cortland SUNY Morrisville

Directions: Color, trace and find the word **said**.








<p>Read</p> <p>said</p>	<p>Color</p> <p>said</p>
<p>Trace</p> <p>said said said</p>	
<p>Color apricots with word said in red .</p> <p>said say play said</p>	


Name _____ Week 33 Day 4 Date: _____

BCCS-B

SUNY Cortland SUNY Morrisville


Directions: Color the picture according to the directions.

-  1. The sun is yellow, and the birdhouse is brown.
-  2. The bird bath is gray, and the water is blue.
-  3. The bird in the bird bath is red. Its beak is orange.
-  4. The branch is brown, and the leaves are green.
-  5. The bird on the brown nest is blue.
-  6. The grass is green, and the flowers are pink.
-  7. The rabbit is brown, and the nose is pink.





Day # 5

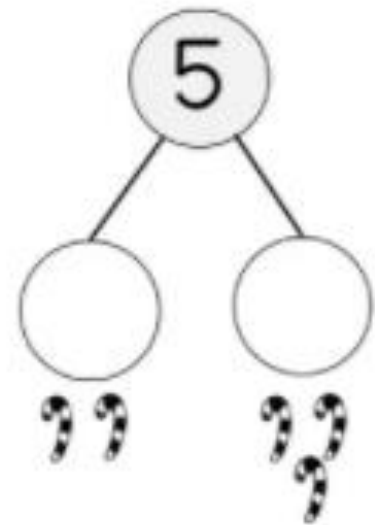
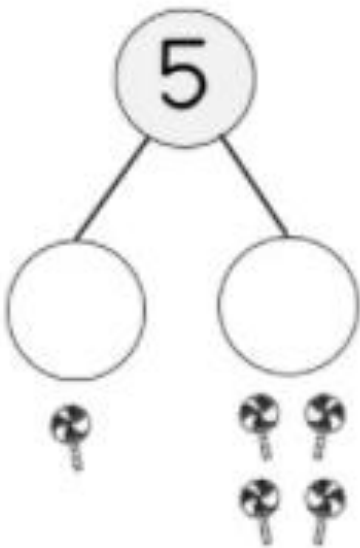
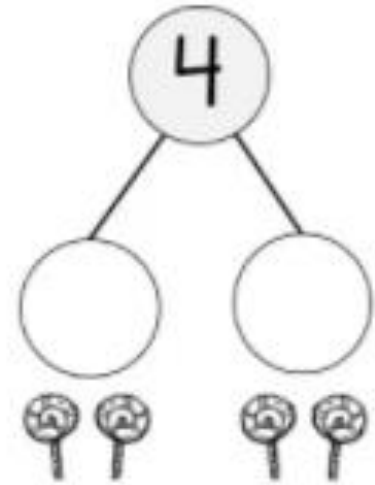
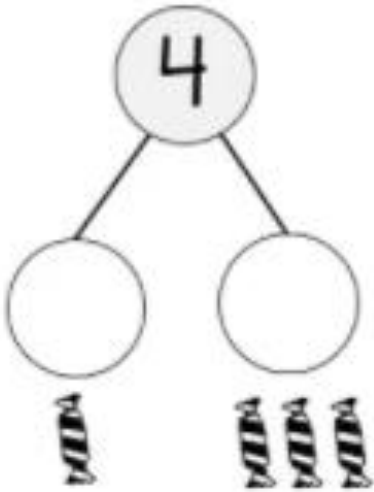


Name _____ Week 33 Day 5 Date: _____

BCCS-B

SUNY Cortland SUNY Morrisville

Directions: Complete the number bonds.



Name _____ Week 33 Day 5 Date: _____

BCCS-B

SUNY Cortland SUNY Morrisville

Directions: color the fish by sight word.

Color by Sight Word

Can = green


you = blue

swim = red

like = orange

a = purple

fish = yellow



Name _____ Week 33 Day 5 Date: _____

BCCS-B

SUNY Cortland SUNY Morrisville

Directions: Color the picture according to the directions:

1. Clara wears a purple shirt, and her pants are blue.
2. Her hair is black, and the bows are orange.
3. The cat is orange and has yellow stripes. The ball is pink.
4. Rob wears a yellow shirt, and his pants are blue.
5. He has black hair, and his dog is brown.
6. The sun is yellow, and the clouds are blue.
7. The grass is green, and the flowers are purple.

