


Kindergarten Work Packet

Trimester 3




April 12th, 2021 – April 16th, 2021

Name: _____

Date: 4-12-21

LT: I can identify characters' feelings and how a character changes from beginning to end of a story.

Name: _____ Story Title: _____



Handwriting practice lines consisting of ten sets of three horizontal lines: a solid top line, a dashed middle line, and a solid bottom line.



spaces sight words capital letters punctuation

Name _____

-sp

Spider

The spider spins her web of lace,
which sparkles in her tiny space.
She is a splendid little spy,
when she spots her prey—the fly.



Date: 4-12-21

I can identify consonant blends; "S" blends.


Name _____

Date _____

Cut and Paste Blends

Color the pictures. Cut and sort the pictures according to the beginning blend sound. Glue in the appropriate box.

sk	sl	sm
sn	sp	st



ski, skateboard, sled, slide, small, smile, snail, snake, spider, sponge, stamp, stool

© Learning With Mrs. Leeb 2014

K.OA.1, 2: I can decompose the number 8 using 5 group drawings and crossing off a part, record with a drawing and subtraction equation.

Lesson 4.24 Practice Page

Name _____

Draw a line to match the 5- group dots with the number sentence.
Fill in the number sentences.

$$8 - 2 = \square$$


$$8 - 4 = \square$$

$$8 - 1 = \square$$

$$8 - 3 = \square$$

Date: 4-12-21

I can write two sentences describing what I did over break.






A large, empty rectangular box with rounded corners, intended for drawing or writing a picture.

Below the drawing box are ten sets of primary writing lines. Each set consists of a solid top line, a dashed middle line, and a solid bottom line.

Date: 4-13-21

I can make a connection to text. I can understand how a character can learn a lesson in a story.

Name _____


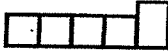

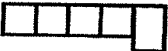






End			-		-		-	
Middle			-		-		-	
Beginning			-		-		-	


S Blends

Name: _____

S Blends Cut and Paste

Directions: Look at the picture. Cut and paste the matching word and write the letters in the boxes.

Say it	Paste it	Box it Up	Cut it
			scoop
			sneeze
			smirk
			scarf
			sweep

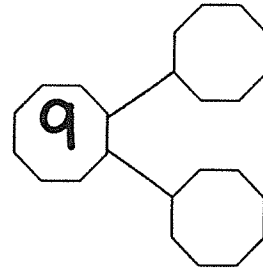



K.OA.3: I can model decompositions of 9 using a story situation, objects, and number bonds.

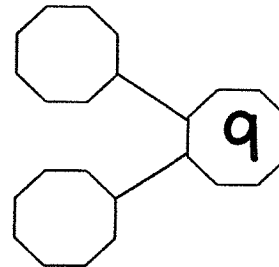
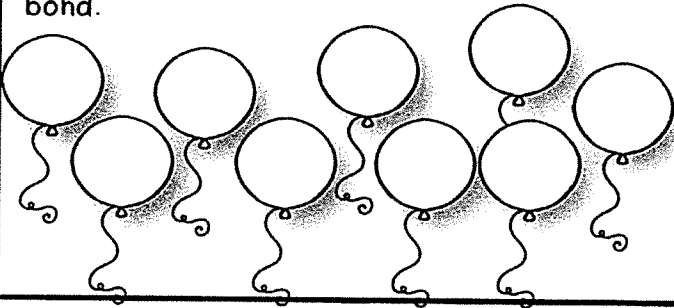
Name _____

More Practice...4.25

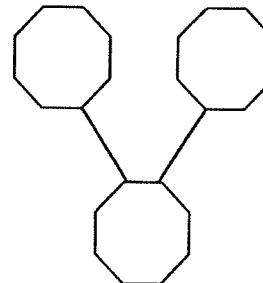
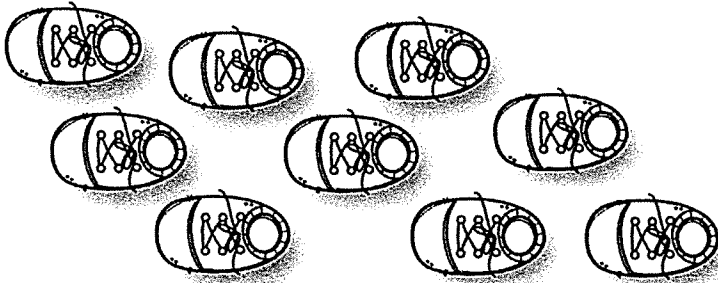
There are 9 piece of pizza. Make some pepperoni and some cheese. Fill in the number bond.



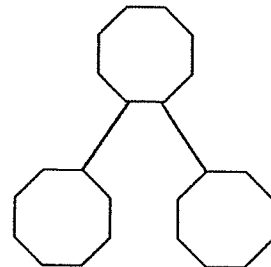

There are 9 balloons. Color some red and the rest yellow. Fill in the number bond.



There are 9 shoes. Color some blue and some red. Fill in the number bond.



There are 9 muffins. Color some brown and some yellow. Fill in the number bond.



Date: 4-13-21

K.OA.3: I can model decompositions of 9 using a story situation, objects, and number bonds.

Exit Ticket 4.25

Name _____

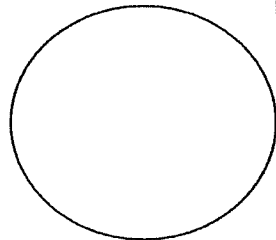


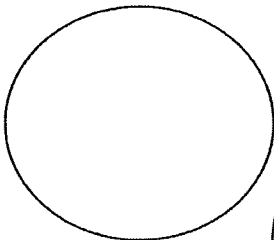
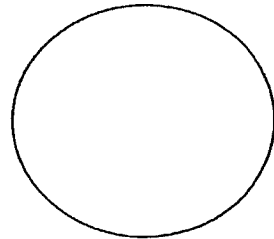
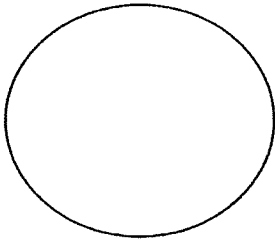



Date _____

Draw 9 shapes. Color some blue and some yellow. Make a number bond to match your drawing.

Words that describe



ME!



This is me:


Date: 4-14-21


I can make a connection to text.

Text-to-Self Connection

Name: _____

Book Title: _____

The part in the story... 

Reminds me of the time... 

Copyright © 2017 J. K. Adams

Date: 4-14-21


I can identify "R" blends.

-cr

Name _____

Crocodile

The croc is very crafty
as he crouches in the creek.
He cruises under water
while his eyes have just a peek.



© Lorrie L. Birchall






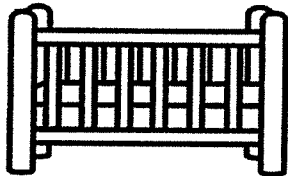


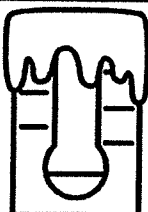
R Blends

Name: _____


Beginning Blends

Directions: Look at the picture.

Write the beginning blends to finish the words.

 _resident	 _rown	 _ampoline
 _rophy	 _graduate	 _rib
 _rink	 _ack	 _eeze

TR, PR, CR
Blends: DR, FR, CR
GR, CR, TR






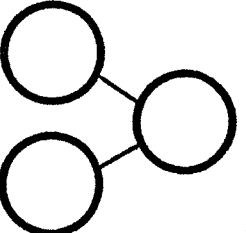

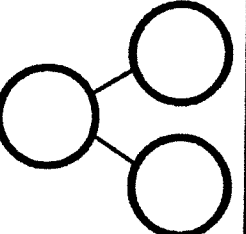




K.OA.3: I can model decompositions of 9 using fingers, cubes, and number bonds.

Lesson 4.26 Practice Page

Name _____

Use 2 colors to show **different** ways you can make 9. Fill in the number bond.




Exit Ticket 4.26

Name _____

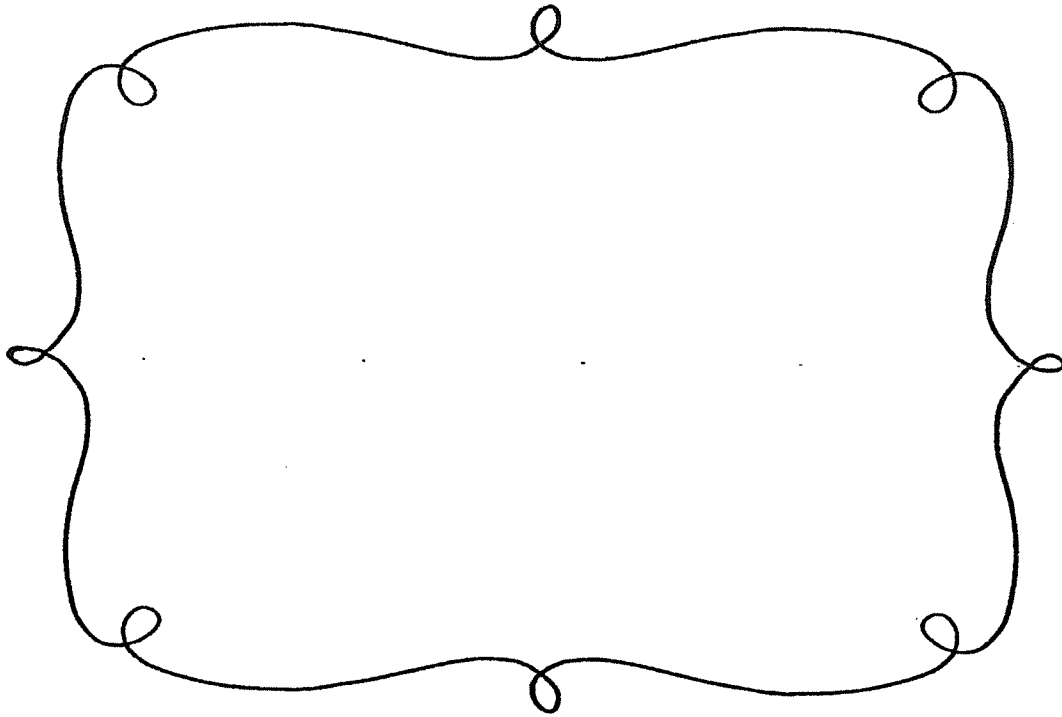
Date _____

Draw and color a 9 cube stick using two different colors. Fill in the number bond to match.



Date: 4-14-21

I can write a sentence or two describing what I like best about myself.



I'm great because...

Handwriting practice lines consisting of solid top and bottom lines with a dashed middle line, repeated five times.

By:

Date: 4-15-21

I can read and visualize the poem to create a picture.

What the Robin Told

The wind
told the grasses,
And the grasses
told the trees.

The trees
told the bushes,
And the bushes
told the bees.

The bees
told the robin,
And the robin
sang out clear:

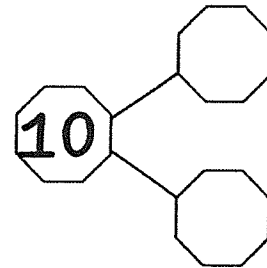
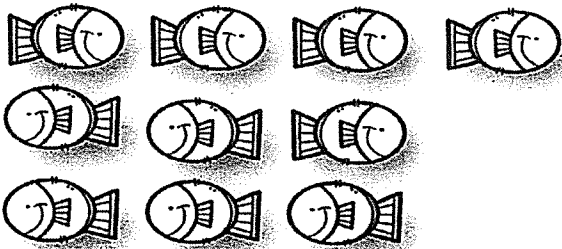
Wake up!
Wake up!
Spring is here!

K.OA.3: I can model decompositions of 10 using a story situation, objects, and number bonds.

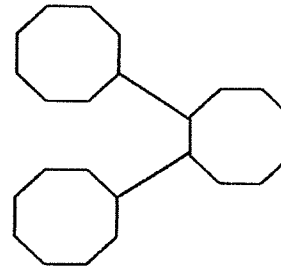
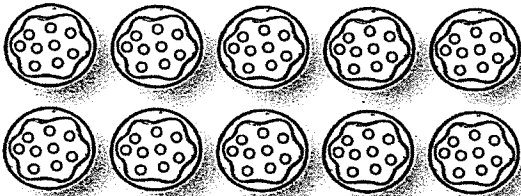
Name _____

More Practice...4.27

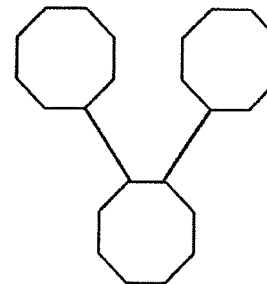

There are 10 fish. Some swam one way and some swam the other. Fill in the number bond to show the fish.



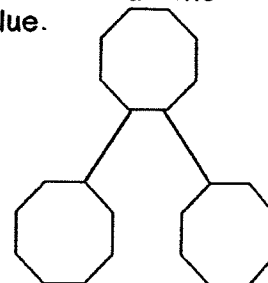
There are 10 cookies. Color the cookies so that some are chocolate and some are sugar. Fill in the number bond.



There are 10 dogs. Some have spots and some do not. Fill in the number bond.



Sam had 10 footballs. Some were brown, and the rest were blue. Draw the footballs, and color to show how many may be brown and blue. Fill in the number bond.



I can model decompositions of 10 using a story situation, objects, and numbers bonds.

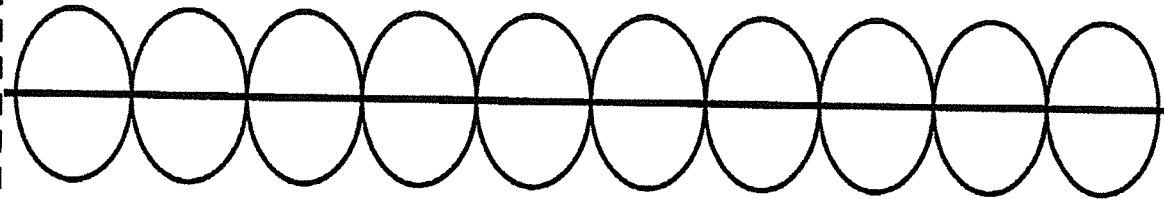
Exit Ticket 4.27

Name _____

Date _____

Pretend this is your bracelet

Color some beads blue and the rest yellow. Make a number bond to match.



I can write one or two sentences using writing conventions.

EXtra! EXtra!

{Read all about _____}

In school I'm best at:

At home I'm best at:

My best talent is:


I always:

My teacher thinks I'm good at:

Date: 4-16-21

I can understand characters' feelings and retell the story. I can identify how characters change from the beginning to the end of the story.

Name: _____ Story Title: _____



Handwriting practice lines consisting of ten sets of three horizontal lines: a solid top line, a dashed middle line, and a solid bottom line.

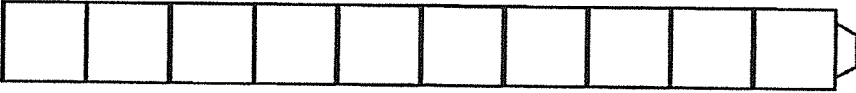
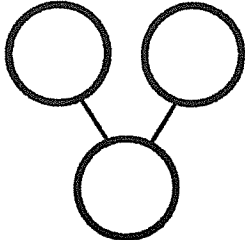
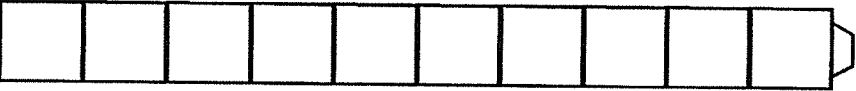
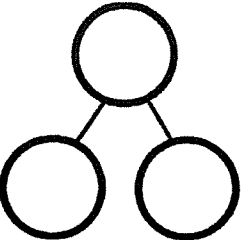
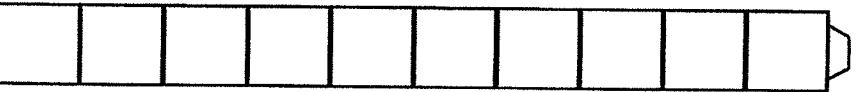
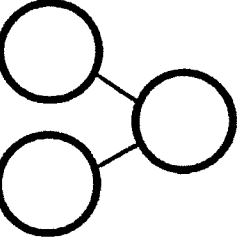

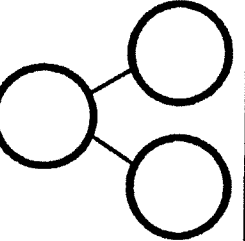

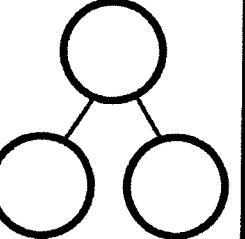
spaces sight words capital letters punctuation

K.OA.3: I can model decompositions of 10 using fingers, sets, linking cubes, and number bonds.

Lesson 4.28 Practice Page

Name _____

Use 2 colors to show **different** ways you can make 10. Fill in the number bond.


K.OA.3: I can model decompositions of 10 using fingers, sets, linking cubes, and number bonds.

Exit Ticket 4.28

Name _____

Date _____

Complete the number bond. Then draw and color a cube stick to match the number bond.





My Garden





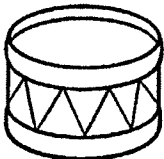

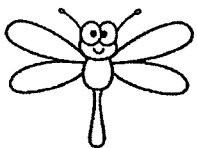

This is my garden, I'll plant it with care.
Here are the seeds I'll sow in there.
The sun will shine,
The rain will fall,
The seeds will sprout and grow up tall.



Name _____

Blends - dr/fr



 _ _ _ ies	 _ _ _ eam	 _ _ _ agon	 _ _ _ og
 _ _ _ um	 _ _ _ uit	 _ _ _ agonfly	 _ _ _ ame