


Name _____



1st Grade ELA Remote Learning Packet

Week 36



Dear Educator,

My signature is proof that I have reviewed my scholar's work and supported him to the best of my ability to complete all assignments.

(Parent Signature)


(Date)

Parents please note that all academic packets are also available on our website at www.brighterchoice.org under the heading "Remote Learning." All academic packet assignments are mandatory and must be completed by all scholars.



Day # 1

**Skill Progress
Assessment**



Name: _____

Week 36 Day 1 Date: _____

BCCS-B

RPI SIENA UNION

The Human Body (D2.W3.L1) Homework

Directions: Draw the healthy foods that you like to eat on the plate. Complete the sentences at the bottom of the page.




Some of the healthy foods I like to eat are _____

I like these foods because _____

It is good to eat these foods because _____



Day # 2



Name: _____

Week 36 Day 2 Date: _____

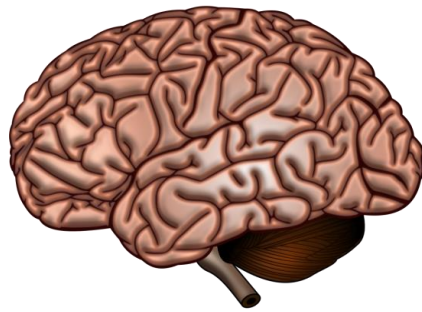
BCCS-B

RPI SIENA UNION

The Human Body (D2.W3.L2) Exit Ticket

Directions: Read the text below and answer the questions.

Parts of the Brain



The brain is very important. It has many different jobs to do. The cerebrum, cerebellum, and brain stem are the 3 parts of the brain.

1. What is the title of the text?

2. What words repeats? _____

3. Go back to the text and circle one key detail.

4. Why is it important to identify words that repeat?

Name: _____

Week 36 Day 2 Date: _____

BCCS-B

RPI SIENA UNION

The Human Body (D2.W3.L2) Homework

Directions: Create your own new recipe or favorite food recipe and write the steps to make it.

Recipe for _____

By: Chef _____

Ingredients


1. _____

2. _____

3. _____

4. _____


5. _____



Directions



Day # 3



Name: _____

Week 36 Day 3 Date: _____

BCCS-B

RPI SIENA UNION

The Human Body (D2.W3.L3) Exit Ticket

Directions: Answer the questions below using specific evidence from the text and video we watched.

1. How can you stop germs from spreading?



2. Why is it important to keep germs from spreading?



Name: _____







Week 36 Day 3 Date: _____

BCCS-B

RPI SIENA UNION

The Human Body (D2.W3.L3) Homework

Directions: List all of the foods you ate yesterday, including snacks and beverages.
Then place each food in the corresponding food group.

 GRAINS _____ _____ _____	 VEGETABLES _____ _____ _____
 FRUITS _____ _____ _____	 OILS _____ _____ _____
 MILK _____ _____ _____	 MEATS & BEANS _____ _____ _____


Did you eat a balanced diet? (Circle one) Yes No

If not, which food groups do you think you need to eat more of?

Which food groups do you need less of?



Day # 4



Name: _____

Week 36 Day 4 Date: _____

BCCS-B

RPI SIENA UNION

The Human Body (D2.W3.L4) Homework

How can I eat healthy all day long?

My healthy menu for a day




For breakfast I can eat _____
_____.

For lunch I can eat _____
_____.

For dinner I can eat _____
_____.



Day # 5



Name: _____

Week 36 Day 5 Date: _____

BCCS-B

RPI SIENA UNION

The Human Body (D2.W3.L5) Homework



or

In my opinion,

A _____ is the best
because _____



Name _____



1st Grade ELA Remote Learning Packet

Week 37



Dear Educator,

My signature is proof that I have reviewed my scholar's work and supported him to the best of my ability to complete all assignments.

(Parent Signature)


(Date)

Parents please note that all academic packets are also available on our website at www.brighterchoice.org under the heading "Remote Learning." All academic packet assignments are mandatory and must be completed by all scholars.



Day # 1

**No School
Memorial Day**



Name: _____

Week 37 Day 1 Date: _____



BCCS-B

RPI SIENA UNION


The Human Body (D2.W4.L1) Homework



Throw a Digraph



Look at each picture. Fill in the correct digraph in each blank.



alk



ip



tef



read



ovel




eep



air



eese




rone

By Emily Ames 2013 www.teacherspayteachers.com/Store/Emily-Ames



Day # 2



Name: _____

Week 37 Day 2 Date: _____

BCCS-B

RPI SIENA UNION

The Human Body (D2.W4.L1) Exit Ticket Page 1

Directions: Answer the questions below and write responses to questions.



The main idea or big idea of a text is _____

To find the main idea or big idea you can

1. *Read the story and look at the pictures.*
2. *Retell the character and setting.*
3. *Retell the story events in order.*
4. *Now put it all together and think about what the story is mostly about.*



Directions: *On the next page read the words and look at the pictures. Retell the story in order and think about what the story is mostly about.*

Name: _____


Week 37 Day 2 Date: _____

BCCS-B

RPI SIENA UNION

Staying Safe near Volcanoes



Kit and Dan went to a park to see a real volcano. A ranger  who worked at the park talked to them about how to be safe around a volcano.




The ranger said, “A volcano is an opening in the ground. Some volcanoes erupt. Lava comes out. Lava is hot liquid rock.”

Kit asked, “How do people who live near a volcano stay safe?”

The ranger said, “They prepare. First, they pack a first aid kit. Then they pack a flashlight and a radio. Finally people pack food and water.”

The ranger explained that experts watch the volcano. They try to figure out when it will erupt.

Then they warn people. They tell them when to leave.  People take their first aid kit and all the things they packed. Then they go to a safe place.

1) Who are the characters in the story?

2) What is the setting of the story?

3) What is the main or BIG idea in the story?

4) Why do people need to be safe near volcanoes?

Name: _____

Week 37 Day 2 Date: _____

BCCS-B

RPI SIENA UNION

The Human Body (D2.W4.L2) Homework


Directions: Add the correct digraph to the end of each word.

ch ck ng th

ri ____ 	chur ____ 	ki ____ 
clo ____ 	wat ____ 	ro ____ 
si ____ 	chi ____ 	wrea ____ 



Day # 3



Name: _____

Week 37 Day 3 Date: _____

BCCS-B

RPI SIENA UNION



The Human Body (D2.W4.L3) Exit Ticket

Directions: Answer the questions below and write responses to questions.

In the story a character named Joe tries on his shoes, his pants and his shirt. Read the story two times and think about what happens when Joe tries on his clothes. Pay attention to the events in the story and decide what the story is mostly about.



Growing Up

Joe went to his bedroom to get dressed for school. He put on his shoes.  They did not fit. “Mom, my shoes are too small.” said Joe. Joe put on his shirt.  It did not fit right. “Mom, my shirt is too small.” Joe said. Joe put on his pants. Joe was mad and he yelled. “My pants are too small.”

Mom came into the room. “What is wrong?” she asked. Joe said. “All my clothes are too small!” Mom said, “Joe, you are growing up and you got bigger. We have to go to the store to get you new clothes.”

Name: _____

Week 37 Day 3 Date: _____

BCCS-B

RPI SIENA UNION

The Human Body (D2.W4.L2) Exit Ticket Page 2

Directions: Think about the story Growing Up and circle the choice that best answers each question.

1.) What is the setting of the story?

- a) Joe and his mom.
- b) Joe's bedroom.
- c) Joe is tired and goes to sleep.

2.) What is the main or BIG idea of the story?

- a) Joe goes to a birthday party.
- b) Joe gets dressed for school.
- c) Joe is growing up and his clothes are too small.

3.) What details in the story helped you figure out the main or BIG idea?

4) Draw and write to show what Joe and his mom are probably going to do next. Explain why they are doing it.



Name: _____





































Week 37 Day 3 Date: _____

BCCS-B

RPI SIENA UNION


The Human Body (D2.W4.L3) Homework

Directions: Color the digraph that matches each picture. Write the word in the box with the picture.



Day # 4



Name: _____

Week 37 Day 4 Date: _____

BCCS-B

RPI SIENA UNION

1) What the story is mostly about is called the?

Main or BIG Idea

Details

2) Thinking about the _____ helps us figure out the main idea.

Story events

Main Idea

3) The _____ is where and when the story takes place.

Characters

Setting

Part Two: Listening Comprehension

Reading A to Z: Goats are Great: Level H

Directions: A-Z: Goats are Great. Listen to the title and the story events, and then think about the main idea. Circle the choice that best answers the question.

4) What is the story mostly about?

- a) Milk and Food
- b) Goats
- c) Trees and flowers.

5) What is the main idea of this story?


- a) Goats make milk.
- b) Goats are great for many reasons.
- c) Goats like to be outside.

The Human Body (D2.W2.L4) Homework

Directions: Read the passage three times. Answer each question in complete sentences using information from the passage.

end

In My Lunch



Let's look inside my lunch today. I have a bunch of food! There are crunchy chips and a peach. I see a sandwich. My mom also added carrots and ranch. To drink, I have fruit punch. Last, there is a cookie from the batch my mom made last night. This is such a great lunch. I wouldn't want to switch my lunch with anyone!



① What is the author looking inside of?

.....

② What does the author have to drink?


.....

③ Why doesn't the author want to trade his lunch?

.....



Day # 5



Name: _____

Week 37 Day 5 Date: _____

BCCS-B


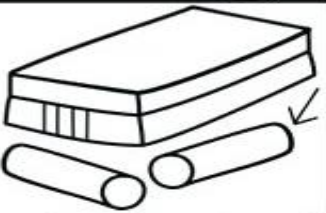







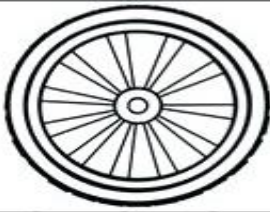






RPI SIENA UNION

The Human Body (D2.W4.L5) Homework

Beginning Digraphs



Directions: Look at the picture in each box. Write the beginning digraph (th, wh, sh, or ch) for each picture.

			
_____	_____	_____	_____
			
_____	_____	_____	_____
			
_____	_____	_____	_____
			
_____	_____	_____	_____

Name: _____

Week 37 Day 5 Date: _____

BCCS-B

RPI SIENA UNION

The Human Body (D2.W4.L5) Homework

If I Invented An Ice Cream Flavor...



Flavor Name: _____

Ingredients: _____

Recipe: _____
