



Name \_\_\_\_\_

# 1<sup>st</sup> Grade Math Remote Learning Packet

## Week 34



Dear Educator,

My signature is proof that I have reviewed my scholar's work and supported him to the best of my ability to complete all assignments.


\_\_\_\_\_  
(Parent Signature)

\_\_\_\_\_  
(Date)

Parents please note that all academic packets are also available on our website at [www.brighterchoice.org](http://www.brighterchoice.org) under the heading "Remote Learning." All academic packet assignments are mandatory and must be completed by all scholars.



**Day # 1**



Name: \_\_\_\_\_

Week 34 Day 1 Date: \_\_\_\_\_

BCCS-B

RPI SIENA UNION

Fluency

Count by 2s and fill in the circles.

2			8		12	
	18			24		
		34				42
			50			
58				66		
72					82	
		90				

Name: \_\_\_\_\_

Week 34 Day 1 Date: \_\_\_\_\_

BCCS-B

RPI SIENA UNION

**Problem Set 1**

Solve using a number bond to add ten first. Write the 2 addition sentences that helped you.

<p>a.</p> $\begin{array}{r} 18 + 14 = \underline{\quad} \\ \wedge \\ 10 \quad 4 \end{array}$  $18 + 10 = 28$ $28 + 4 = 32$	<p>b.</p> $\begin{array}{r} 14 + 17 = \underline{\quad} \\ \wedge \\ 10 \quad 4 \end{array}$  $17 + 10 = 27$ $27 + 4 = 31$
<p>c.</p> $\begin{array}{r} 19 + 15 = \underline{\quad} \\ \wedge \\ 10 \quad 5 \end{array}$  $19 + 10 = \underline{\quad}$ $\underline{\quad} + 5 = \underline{\quad}$	<p>d.</p> $\begin{array}{r} 18 + 15 = \underline{\quad} \\ \wedge \\ 10 \quad 5 \end{array}$  $18 + 10 = \underline{\quad}$ $\underline{\quad} + 5 = \underline{\quad}$

Name: \_\_\_\_\_

Week 34 Day 1 Date: \_\_\_\_\_

BCCS-B

RPI SIENA UNION

**Problem Set 2**

Solve using a number bond to make a ten first. Write the 2 number sentences that helped you.

<p>a.</p> $\begin{array}{r} 19 + 14 = \underline{\quad\quad} \\ \wedge \\ 1 \quad 13 \end{array}$ <p style="text-align: center;"><math>19 + 1 = 20</math> <math>20 + 13 = 33</math></p>	<p>b.</p> $\begin{array}{r} 18 + 13 = \underline{\quad\quad} \\ \wedge \\ 2 \quad 11 \end{array}$ <p style="text-align: center;"><math>18 + 2 = 20</math> <math>20 + 11 = 31</math> <math>18 + 16 = \underline{\quad\quad}</math></p>
<p>c.</p> $\begin{array}{r} 18 + 14 = \underline{\quad\quad} \\ \wedge \\ 2 \quad 12 \end{array}$ <p style="text-align: center;"><math>18 + 2 = \underline{\quad\quad}</math> <math>20 + 12 = \underline{\quad\quad}</math></p>	<p>d.</p> $\begin{array}{r} \wedge \\ 2 \quad 14 \end{array}$ <p style="text-align: center;"><math>18 + 2 = \underline{\quad\quad}</math> <math>\underline{\quad\quad} + 14 = \underline{\quad\quad}</math> <math>17 + 18 = \underline{\quad\quad}</math></p>

Name: \_\_\_\_\_

Week 34 Day 1 Date: \_\_\_\_\_

BCCS-B

RPI SIENA UNION

Exit Ticket

1. Solve using number bonds to add ten first. Write the 2 number sentences that helped you.

<p>a. <math>15 + 19 = \underline{\quad}</math></p> <p>    <math>\wedge</math></p> <p>    <math>\underline{\quad} + \underline{\quad} = \underline{\quad}</math></p> <p>    <math>\underline{\quad} + \underline{\quad} = \underline{\quad}</math></p>	<p>b. <math>19 + 17 = \underline{\quad}</math></p> <p>    <math>\wedge</math></p> <p>    <math>\underline{\quad} + \underline{\quad} = \underline{\quad}</math></p> <p>    <math>\underline{\quad} + \underline{\quad} = \underline{\quad}</math></p>
--	--

2. Solve using number bonds to make a ten. Write the 2 number sentences that helped you.

<p>a. <math>15 + 19 = \underline{\quad}</math></p> <p>    <math>\wedge</math></p> <p>    <math>\underline{\quad} + \underline{\quad} = \underline{\quad}</math></p> <p>    <math>\underline{\quad} + \underline{\quad} = \underline{\quad}</math></p>	<p>b. <math>19 + 17 = \underline{\quad}</math></p> <p>    <math>\wedge</math></p> <p>    <math>\underline{\quad} + \underline{\quad} = \underline{\quad}</math></p> <p>    <math>\underline{\quad} + \underline{\quad} = \underline{\quad}</math></p>
--	--

Name: \_\_\_\_\_

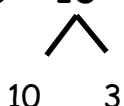
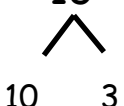
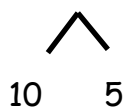
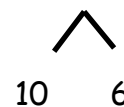
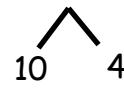
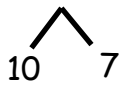
Week 34 Day 1 Date: \_\_\_\_\_

BCCS-B

RPI SIENA UNION


Homework

1. Solve using a number bond to add ten first. Write the 2 addition sentences that helped you.

<p>a. <math>18 + 13 = \underline{\quad}</math></p> <p style="text-align: center;"></p> <p style="text-align: center;"><math>18 + 10 = 28</math></p> <p style="text-align: center;"><math>28 + 3 = 31</math></p>	<p>b. <math>13 + 19 = \underline{\quad}</math></p> <p style="text-align: center;"></p> <p style="text-align: center;"><math>19 + 10 = 29</math></p> <p style="text-align: center;"><math>29 + 3 = 32</math></p>
<p>c. <math>17 + 15 = \underline{\quad}</math></p> <p style="text-align: center;"></p> <p style="text-align: center;"><math>17 + 10 = \underline{\quad}</math></p> <p style="text-align: center;"><math>\underline{\quad} + 5 = \underline{\quad}</math></p>	<p>d. <math>17 + 16 = \underline{\quad}</math></p> <p style="text-align: center;"></p> <p style="text-align: center;"><math>17 + 10 = \underline{\quad}</math></p> <p style="text-align: center;"><math>\underline{\quad} + 6 = \underline{\quad}</math></p>
<p>e. <math>17 + 14 = \underline{\quad}</math></p> <p style="text-align: center;"></p> <p style="text-align: center;"><math>17 + 10 = \underline{\quad}</math></p> <p style="text-align: center;"><math>\underline{\quad} + \underline{\quad} = \underline{\quad}</math></p>	<p>f. <math>19 + 17 = \underline{\quad}</math></p> <p style="text-align: center;"></p> <p style="text-align: center;"><math>19 + 10 = \underline{\quad}</math></p> <p style="text-align: center;"><math>\underline{\quad} + \underline{\quad} = \underline{\quad}</math></p>



**Day # 2**





Name: \_\_\_\_\_







Week 34 Day 2 Date: \_\_\_\_\_

BCCS-B

RPI SIENA UNION

Fluency

Fill in the missing number following the pattern.

					
45		72			39
40	18		40	85	37
	16		30		
		42		65	
25		32		55	
	10		0		29

Name: \_\_\_\_\_

Week 34 Day 2 Date: \_\_\_\_\_

BCCS-B

RPI SIENA UNION

**Problem Set 1**

1. Solve using number bonds with pairs of number sentences. You may draw quick tens and some ones to help you.

a. $19 + 12 = \underline{\quad}$	b. $18 + 12 = \underline{\quad}$
c. $19 + 13 = \underline{\quad}$	d. $18 + 14 = \underline{\quad}$
e. $17 + 14 = \underline{\quad}$	f. $17 + 17 = \underline{\quad}$
g. $18 + 17 = \underline{\quad}$	h. $18 + 19 = \underline{\quad}$

Name: \_\_\_\_\_

Week 34 Day 2 Date: \_\_\_\_\_

BCCS-B

RPI SIENA UNION

**Problem Set 2**

**2. Solve. You may draw quick tens and some ones to help you.**

a.  $19 + 12 = \underline{\quad}$

b.  $18 + 13 = \underline{\quad}$

c.  $19 + 13 = \underline{\quad}$

d.  $18 + 15 = \underline{\quad}$

e.  $19 + 16 = \underline{\quad}$

f.  $15 + 17 = \underline{\quad}$

Name: \_\_\_\_\_

Week 34 Day 2 Date: \_\_\_\_\_

BCCS-B

RPI SIENA UNION

Exit Ticket

**Solve using number bonds with pairs of number sentences. You may draw quick tens and some ones to help you.**

a. $16 + 15 = \underline{\quad}$	b. $17 + 13 = \underline{\quad}$
c. $16 + 16 = \underline{\quad}$	d. $17 + 15 = \underline{\quad}$

Name: \_\_\_\_\_

Week 34 Day 2 Date: \_\_\_\_\_

BCCS-B

RPI SIENA UNION


Homework

Solve using number bonds with pairs of number sentences. You may draw quick tens and some ones to help you.

a. $17 + 14 = \underline{\quad}$	b. $16 + 15 = \underline{\quad}$
c. $17 + 15 = \underline{\quad}$	d. $18 + 13 = \underline{\quad}$
e. $18 + 15 = \underline{\quad}$	f. $18 + 16 = \underline{\quad}$
g. $19 + 15 = \underline{\quad}$	h. $19 + 16 = \underline{\quad}$



**Day # 3**



Name: \_\_\_\_\_

Week 34 Day 3 Date: \_\_\_\_\_

































BCCS-B

RPI SIENA UNION

Fluency

Count by 5s, fill in the missing numbers.

## Count by 5s

 5	 10	 15	 20	 25	 30	 35	 40
 45		 55		 65			 80
 85							 120
 125							 160





Name: \_\_\_\_\_

Week 34 Day 3 Date: \_\_\_\_\_

BCCS-B

RPI SIENA UNION

**Problem Set 2**

**Solve using quick ten drawings, number bonds, or the arrow way.**

a. $15 + 13 = \underline{\quad}$	b. $25 + 13 = \underline{\quad}$
c. $24 + 14 = \underline{\quad}$	d. $25 + 15 = \underline{\quad}$
e. $18 + 14 = \underline{\quad}$	f. $18 + 18 = \underline{\quad}$

Name: \_\_\_\_\_

Week 34 Day 3 Date: \_\_\_\_\_

BCCS-B

RPI SIENA UNION

Exit Ticket

**Solve using quick tens and ones, number bonds, or the arrow way.**

a.  $12 + 16 = \underline{\quad}$

b.  $26 + 14 = \underline{\quad}$

c.  $18 + 16 = \underline{\quad}$

d.  $19 + 17 = \underline{\quad}$

Name: \_\_\_\_\_

Week 34 Day 3 Date: \_\_\_\_\_

BCCS-B

RPI SIENA UNION


Homework

Solve using quick tens and ones, number bonds, or the arrow way.

a. $13 + 16 =$ _____	b. $15 + 16 =$ _____
c. $16 + 16 =$ _____	d. $26 + 12 =$ _____
e. $22 + 17 =$ _____	f. $17 + 15 =$ _____
g. $17 + 16 =$ _____	h. $18 + 17 =$ _____



**Day # 4**



Name: \_\_\_\_\_  
BCCS-B  
Fluency

Week 34 Day 4 Date: \_\_\_\_\_  
RPI SIENA UNION

Fill in the missing numbers by counting by twos.

**Count by 2s**



a.

2	4			10			
---	---	--	--	----	--	--	--

b.

64		68		72					84	
----	--	----	--	----	--	--	--	--	----	--

c.

30						42				
----	--	--	--	--	--	----	--	--	--	--

d.

				84			92			
--	--	--	--	----	--	--	----	--	--	--

f.

					26					
--	--	--	--	--	----	--	--	--	--	--

Name: \_\_\_\_\_

Week 34 Day 4 Date: \_\_\_\_\_

BCCS-B

RPI SIENA UNION

**Problem Set 1**

**1. Solve using quick ten drawings, number bonds, or the arrow way.**

a. $13 + 12 = \underline{\quad}$	b. $23 + 12 = \underline{\quad}$
c. $13 + 16 = \underline{\quad}$	d. $23 + 16 = \underline{\quad}$
e. $13 + 27 = \underline{\quad}$	f. $17 + 16 = \underline{\quad}$
g. $14 + 18 = \underline{\quad}$	h. $18 + 17 = \underline{\quad}$

Name: \_\_\_\_\_

Week 34 Day 4 Date: \_\_\_\_\_

BCCS-B

RPI SIENA UNION

**Problem Set 2**

**2. Solve using quick ten drawings, number bonds, or the arrow way.**

a. $17 + 11 = \underline{\quad}$	b. $17 + 21 = \underline{\quad}$
c. $27 + 13 = \underline{\quad}$	d. $17 + 14 = \underline{\quad}$
e. $13 + 26 = \underline{\quad}$	f. $17 + 17 = \underline{\quad}$
g. $18 + 15 = \underline{\quad}$	h. $16 + 17 = \underline{\quad}$

Name: \_\_\_\_\_

Week 34 Day 4 Date: \_\_\_\_\_

BCCS-B

RPI SIENA UNION

Exit Ticket

Solve using quick ten drawings, number bonds, or the arrow way.

a. $18 + 14 = \underline{\quad}$	b. $14 + 23 = \underline{\quad}$
c. $28 + 12 = \underline{\quad}$	d. $19 + 21 = \underline{\quad}$



Name: \_\_\_\_\_

Week 34 Day 4 Date: \_\_\_\_\_

BCCS-B

RPI SIENA UNION


Homework

1. Solve using quick ten drawings, number bonds, or the arrow way.

a. $13 + 15 = \underline{\quad}$	b. $26 + 12 = \underline{\quad}$
c. $23 + 16 = \underline{\quad}$	d. $17 + 16 = \underline{\quad}$
e. $14 + 17 = \underline{\quad}$	f. $27 + 12 = \underline{\quad}$
g. $15 + 18 = \underline{\quad}$	h. $18 + 16 = \underline{\quad}$



**Day # 5**



Name: \_\_\_\_\_

Week 34 Day 5 Date: \_\_\_\_\_


BCCS-B

RPI SIENA UNION

**Homework**

2. Solve using quick ten drawings, number bonds, or the arrow way.

a. $17 + 12 = \underline{\quad}$	b. $21 + 17 = \underline{\quad}$
c. $17 + 15 = \underline{\quad}$	d. $27 + 13 = \underline{\quad}$
e. $23 + 14 = \underline{\quad}$	f. $18 + 17 = \underline{\quad}$



Name \_\_\_\_\_

35

# 1<sup>st</sup> Grade Math Remote Learning Packet

## Week 35



Dear Educator,

My signature is proof that I have reviewed my scholar's work and supported him to the best of my ability to complete all assignments.

\_\_\_\_\_  
(Parent Signature)

\_\_\_\_\_  
(Date)

Parents please note that all academic packets are also available on our website at [www.brighterchoice.org](http://www.brighterchoice.org) under the heading "Remote Learning." All academic packet assignments are mandatory and must be completed by all scholars.



**End of Module 4 Assessment**

Name: \_\_\_\_\_

Week 35 Day 1 Date: \_\_\_\_\_

BCCS-B

RPI SIENA UNION


**Homework**

Use quick ten drawings or number bonds to make true number sentences.

1. $15 + 20 = \underline{\quad}$	2. $63 + 6 = \underline{\quad}$
3. $10 + 43 = \underline{\quad}$	4. $18 + 6 = \underline{\quad}$
5. $46 + 7 = \underline{\quad}$	6. $30 + 17 = \underline{\quad}$



**Day # 2**



Name: \_\_\_\_\_

Week 35 Day 2 Date: \_\_\_\_\_

BCCS-B

RPI SIENA UNION

Fluency

Wait for the teacher to say *GO!* Finish as many problems as you can.

1. 50, 60, 70, \_\_\_\_, 90, \_\_\_\_, \_\_\_\_
2. 10, 9, 8, \_\_\_\_, 6, \_\_\_\_, 4, \_\_\_\_
3. 12, 14, 16, 18, \_\_\_\_, 22, 24, 26, \_\_\_\_, 30, \_\_\_\_
4. 74, 72, 70, \_\_\_\_, 66, 64, \_\_\_\_, 60, \_\_\_\_
5. 90, \_\_\_\_, 110, 120, \_\_\_\_, 140, 150, 160, \_\_\_\_
6. 62, 72, 80, \_\_\_\_, 102, 112, \_\_\_\_, 132, \_\_\_\_

**1 TO 200**

1	2	3	4	5	6	7	8	9	10
11	12	13	14	15	16	17	18	19	20
21	22	23	24	25	26	27	28	29	30
31	32	33	34	35	36	37	38	39	40
41	42	43	44	45	46	47	48	49	50
51	52	53	54	55	56	57	58	59	60
61	62	63	64	65	66	67	68	69	70
71	72	73	74	75	76	77	78	79	80
81	82	83	84	85	86	87	88	89	90
91	92	93	94	95	96	97	98	99	100
101	102	103	104	105	106	107	108	109	110
111	112	113	114	115	116	117	118	119	120
121	122	123	124	125	126	127	128	129	130
131	132	133	134	135	136	137	138	139	140
141	142	143	144	145	146	147	148	149	150
151	152	153	154	155	156	157	158	159	160
161	162	163	164	165	166	167	168	169	170
171	172	173	174	175	176	177	178	179	180
181	182	183	184	185	186	187	188	189	190
191	192	193	194	195	196	197	198	199	200



Name: \_\_\_\_\_

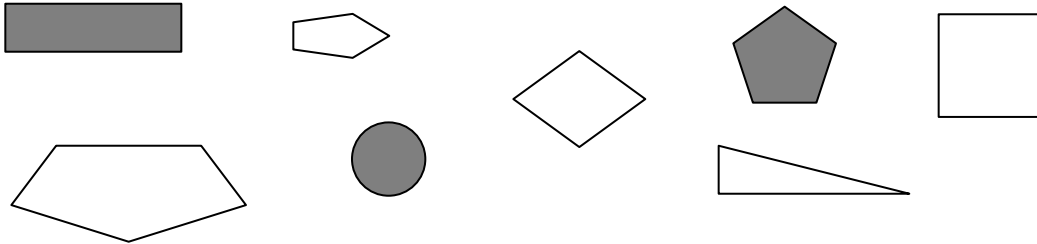
Week 35 Day 2 Date: \_\_\_\_\_

BCCS-B

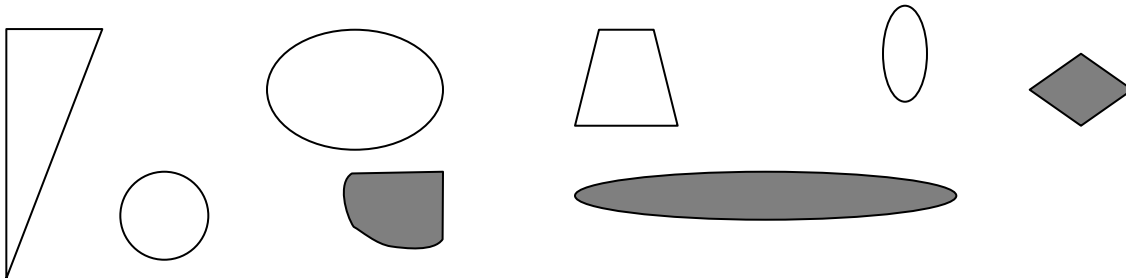
RPI SIENA UNION

**Problem Set 1**

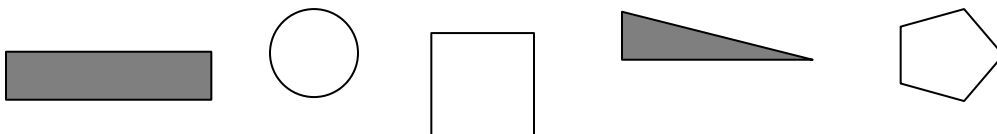
1. Circle the shapes that have 5 straight sides.



2. Circle the shapes that have no straight sides.



3. Circle the shapes where every corner is a square corner.



4. Draw a shape that has 3 straight sides.

Name: \_\_\_\_\_

Week 35 Day 2 Date: \_\_\_\_\_


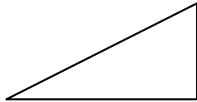

BCCS-B

RPI SIENA UNION

**Problem Set 2**

**5. Which attributes, or characteristics, are the same for all of the shapes in Group A?**

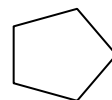
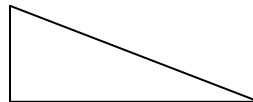
GROUP A



They all \_\_\_\_\_.

They all \_\_\_\_\_.

**6. Circle the shape that best fits with Group A.**



**7. Draw 2 more shapes that would fit in Group A.**

**8. Draw 1 shape that would not fit in Group A.**

Name: \_\_\_\_\_

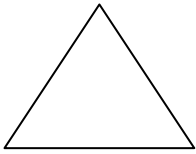


Week 35 Day 2 Date: \_\_\_\_\_

BCCS-B

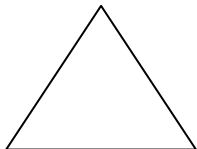







RPI SIENA UNION

Exit Ticket

1. How many corners and straight sides does each of the shapes below have?

<p>a.</p>  <p>_____ corners _____ straight sides</p>	<p>b.</p>  <p>_____ corners _____ straight sides</p>	<p>c.</p>  <p>_____ corners _____ straight sides</p>
---	---	---

2. Look at the sides and corners of the shapes in each row.

<p>a. Cross off the shape that does not have the same number of sides and corners.</p>			
			
<p>b. Cross off the shape that does not have the same kind of corners as the other shapes.</p>			
			

Name: \_\_\_\_\_

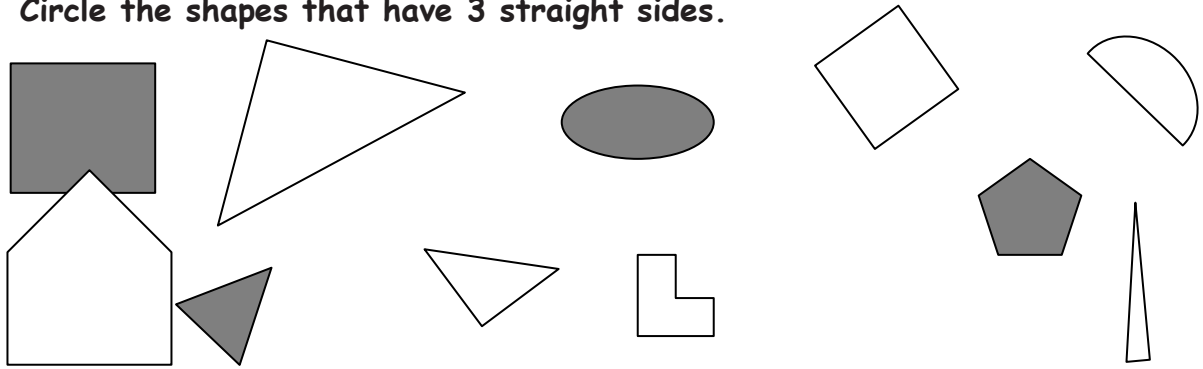
Week 35 Day 2 Date: \_\_\_\_\_

BCCS-B

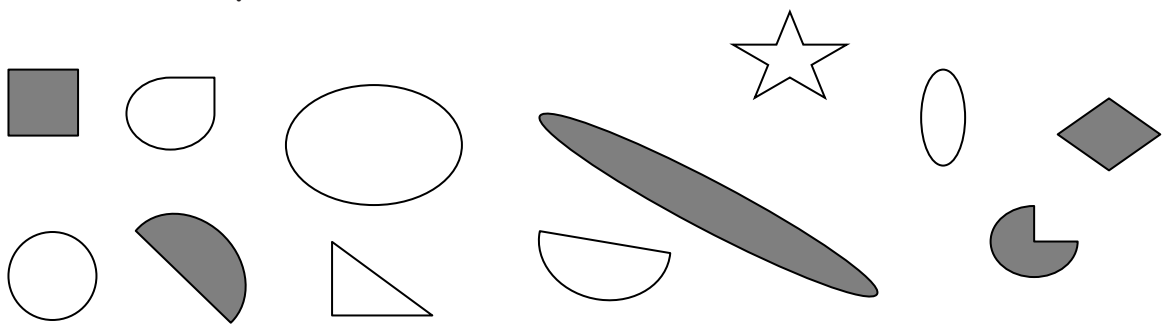
RPI SIENA UNION

Homework

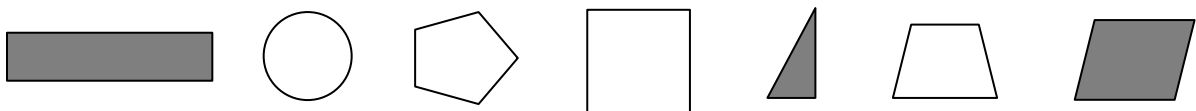
1. Circle the shapes that have 3 straight sides.



2. Circle the shapes that have no corners.



3. Circle the shapes that have only square corners.



4. a. Draw a shape that has 4 straight sides.

b. Draw another shape with 4 straight sides that is different from 4(a) and from the ones above.



Name: \_\_\_\_\_

Week 35 Day 3 Date: \_\_\_\_\_

BCCS-B

RPI SIENA UNION

Fluency

Wait for the teacher to say *GO!* Finish as many problems as you can.

1. 10, 20, 30, \_\_\_\_\_, 50, \_\_\_\_\_, \_\_\_\_\_
2. 100, 90, 80, \_\_\_\_\_, 60, \_\_\_\_\_, 40, \_\_\_\_\_
3. 2, 4, 6, 8, \_\_\_\_\_, 12, 14, 16, \_\_\_\_\_, 20, \_\_\_\_\_
4. 44, 42, 40, \_\_\_\_\_, 36, 34, \_\_\_\_\_, 30, \_\_\_\_\_
5. 3, \_\_\_\_\_, 9, 12, \_\_\_\_\_, 18, 21, 24, \_\_\_\_\_
6. 60, 70, 80, \_\_\_\_\_, 100, 110, \_\_\_\_\_, 130, \_\_\_\_\_

**1 TO 200**

1	2	3	4	5	6	7	8	9	10
11	12	13	14	15	16	17	18	19	20
21	22	23	24	25	26	27	28	29	30
31	32	33	34	35	36	37	38	39	40
41	42	43	44	45	46	47	48	49	50
51	52	53	54	55	56	57	58	59	60
61	62	63	64	65	66	67	68	69	70
71	72	73	74	75	76	77	78	79	80
81	82	83	84	85	86	87	88	89	90
91	92	93	94	95	96	97	98	99	100
101	102	103	104	105	106	107	108	109	110
111	112	113	114	115	116	117	118	119	120
121	122	123	124	125	126	127	128	129	130
131	132	133	134	135	136	137	138	139	140
141	142	143	144	145	146	147	148	149	150
151	152	153	154	155	156	157	158	159	160
161	162	163	164	165	166	167	168	169	170
171	172	173	174	175	176	177	178	179	180
181	182	183	184	185	186	187	188	189	190
191	192	193	194	195	196	197	198	199	200

Name: \_\_\_\_\_

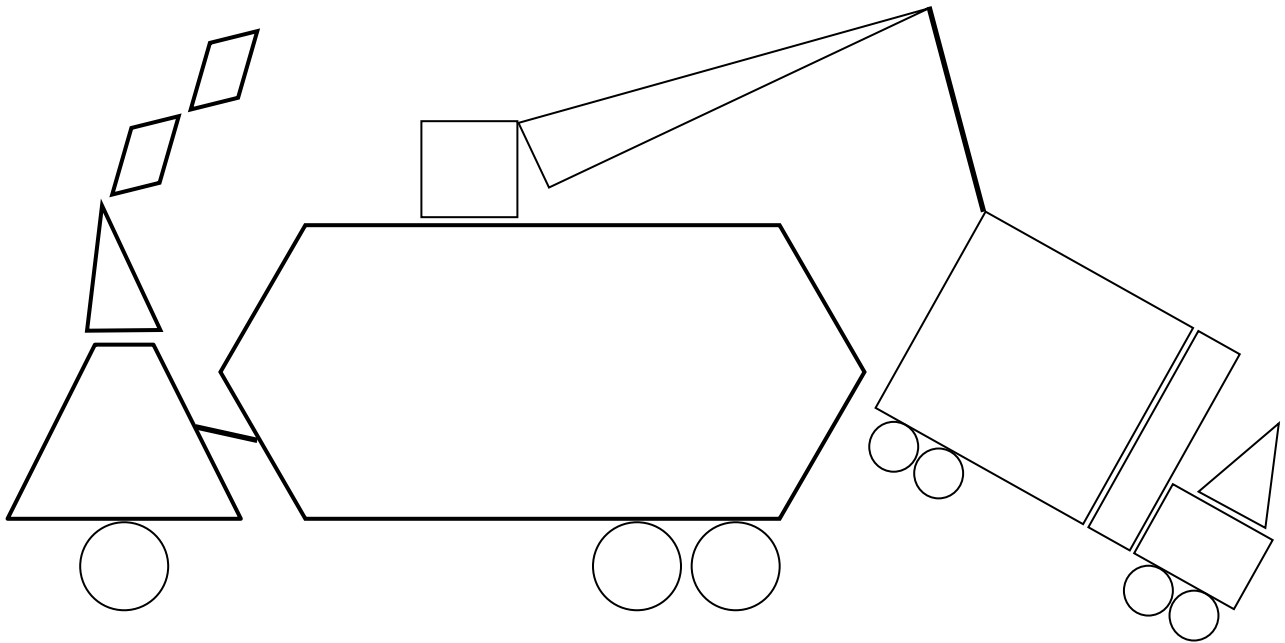
Week 35 Day 3 Date: \_\_\_\_\_

BCCS-B

RPI SIENA UNION

**Problem Set 1**

1. Use the key to color the shapes. Write how many of each shape are in the picture.



a. RED—4-sided shapes: \_\_\_\_\_

b. GREEN—3-sided shapes: \_\_\_\_\_

c. YELLOW—5-sided shapes: \_\_\_\_\_

d. BLACK—6-sided shapes: \_\_\_\_\_

e. BLUE—shapes with no corners: \_\_\_\_\_

Name: \_\_\_\_\_


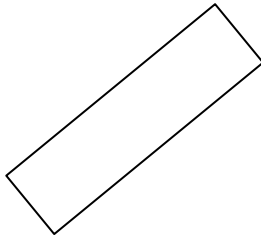
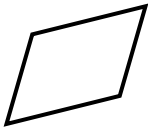
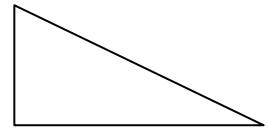


Week 35 Day 3 Date: \_\_\_\_\_

BCCS-B

RPI SIENA UNION


**Problem Set 2**

**2. Circle the shapes that are rectangles.**



**3. Is the shape a rectangle? Explain your thinking.**

a.



---

---

---

---



Name: \_\_\_\_\_


Week 35 Day 3 Date: \_\_\_\_\_

BCCS-B

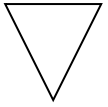
RPI SIENA UNION

Exit Ticket

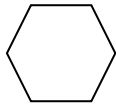
Write the number of corners and sides that each shape has. Then, match the shape to its name. Remember that some special shapes may have more than one name.

1.   
\_\_\_\_ corners  
\_\_\_\_ straight sides


triangle

2.   
\_\_\_\_ corners  
\_\_\_\_ straight sides

circle

3.   
\_\_\_\_ corners  
\_\_\_\_ straight sides

rectangle

4.   
\_\_\_\_ corner  
\_\_\_\_ straight sides

hexagon

square

rhombus

Name: \_\_\_\_\_

Week 35 Day 3 Date: \_\_\_\_\_

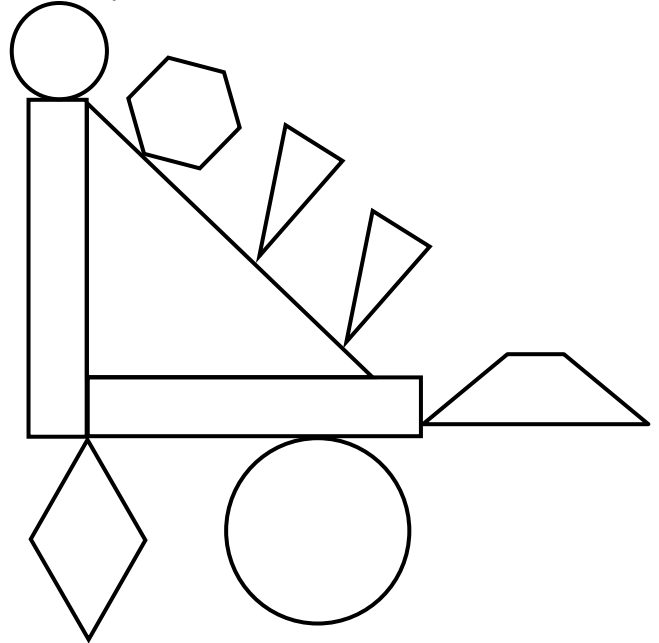
BCCS-B

RPI SIENA UNION

### Homework

1. Color the shapes using the key. Write the number of shapes you colored on each line. Then answer the questions below.

<u>Key</u>	
RED	3 straight sides:
BLUE	4 straight sides:
GREEN	6 straight sides:
YELLOW	0 straight sides:



2.

- a. A **triangle** has \_\_\_\_ straight sides and \_\_\_\_ corners.  
b. I colored \_\_\_\_ triangles.

3.


- a. A **hexagon** has \_\_\_\_ straight sides and \_\_\_\_ corners.  
b. I colored \_\_\_\_ hexagon.

4.

- a. A **circle** has \_\_\_\_ straight sides and \_\_\_\_ corners.  
b. I colored \_\_\_\_ circles.



**Day # 4**



Name: \_\_\_\_\_

Week 35 Day 4 Date: \_\_\_\_\_

BCCS-B

RPI SIENA UNION

Fluency

Wait for directions! Complete as many as possible!

1. 14, 24, 34, \_\_\_\_\_, 54, \_\_\_\_\_, \_\_\_\_\_
2. 101, 91, 81, \_\_\_\_\_, 61, \_\_\_\_\_, 41, \_\_\_\_\_
3. 2, 4, 6, 8, \_\_\_\_\_, 12, 14, 16, \_\_\_\_\_, 20, \_\_\_\_\_
4. 34, 32, 30, \_\_\_\_\_, 26, 24, \_\_\_\_\_, 20, \_\_\_\_\_
5. 3, \_\_\_\_\_, 9, 12, \_\_\_\_\_, 18, 21, 24, \_\_\_\_\_
6. 60, 70, 80, \_\_\_\_\_, 100, 110, \_\_\_\_\_, 130, \_\_\_\_\_

**1 TO 200**

<b>1</b>	<b>2</b>	<b>3</b>	<b>4</b>	<b>5</b>	<b>6</b>	<b>7</b>	<b>8</b>	<b>9</b>	<b>10</b>
<b>11</b>	<b>12</b>	<b>13</b>	<b>14</b>	<b>15</b>	<b>16</b>	<b>17</b>	<b>18</b>	<b>19</b>	<b>20</b>
<b>21</b>	<b>22</b>	<b>23</b>	<b>24</b>	<b>25</b>	<b>26</b>	<b>27</b>	<b>28</b>	<b>29</b>	<b>30</b>
<b>31</b>	<b>32</b>	<b>33</b>	<b>34</b>	<b>35</b>	<b>36</b>	<b>37</b>	<b>38</b>	<b>39</b>	<b>40</b>
<b>41</b>	<b>42</b>	<b>43</b>	<b>44</b>	<b>45</b>	<b>46</b>	<b>47</b>	<b>48</b>	<b>49</b>	<b>50</b>
<b>51</b>	<b>52</b>	<b>53</b>	<b>54</b>	<b>55</b>	<b>56</b>	<b>57</b>	<b>58</b>	<b>59</b>	<b>60</b>
<b>61</b>	<b>62</b>	<b>63</b>	<b>64</b>	<b>65</b>	<b>66</b>	<b>67</b>	<b>68</b>	<b>69</b>	<b>70</b>
<b>71</b>	<b>72</b>	<b>73</b>	<b>74</b>	<b>75</b>	<b>76</b>	<b>77</b>	<b>78</b>	<b>79</b>	<b>80</b>
<b>81</b>	<b>82</b>	<b>83</b>	<b>84</b>	<b>85</b>	<b>86</b>	<b>87</b>	<b>88</b>	<b>89</b>	<b>90</b>
<b>91</b>	<b>92</b>	<b>93</b>	<b>94</b>	<b>95</b>	<b>96</b>	<b>97</b>	<b>98</b>	<b>99</b>	<b>100</b>
<b>101</b>	<b>102</b>	<b>103</b>	<b>104</b>	<b>105</b>	<b>106</b>	<b>107</b>	<b>108</b>	<b>109</b>	<b>110</b>
<b>111</b>	<b>112</b>	<b>113</b>	<b>114</b>	<b>115</b>	<b>116</b>	<b>117</b>	<b>118</b>	<b>119</b>	<b>120</b>
<b>121</b>	<b>122</b>	<b>123</b>	<b>124</b>	<b>125</b>	<b>126</b>	<b>127</b>	<b>128</b>	<b>129</b>	<b>130</b>
<b>131</b>	<b>132</b>	<b>133</b>	<b>134</b>	<b>135</b>	<b>136</b>	<b>137</b>	<b>138</b>	<b>139</b>	<b>140</b>
<b>141</b>	<b>142</b>	<b>143</b>	<b>144</b>	<b>145</b>	<b>146</b>	<b>147</b>	<b>148</b>	<b>149</b>	<b>150</b>
<b>151</b>	<b>152</b>	<b>153</b>	<b>154</b>	<b>155</b>	<b>156</b>	<b>157</b>	<b>158</b>	<b>159</b>	<b>160</b>
<b>161</b>	<b>162</b>	<b>163</b>	<b>164</b>	<b>165</b>	<b>166</b>	<b>167</b>	<b>168</b>	<b>169</b>	<b>170</b>
<b>171</b>	<b>172</b>	<b>173</b>	<b>174</b>	<b>175</b>	<b>176</b>	<b>177</b>	<b>178</b>	<b>179</b>	<b>180</b>
<b>181</b>	<b>182</b>	<b>183</b>	<b>184</b>	<b>185</b>	<b>186</b>	<b>187</b>	<b>188</b>	<b>189</b>	<b>190</b>
<b>191</b>	<b>192</b>	<b>193</b>	<b>194</b>	<b>195</b>	<b>196</b>	<b>197</b>	<b>198</b>	<b>199</b>	<b>200</b>

Name: \_\_\_\_\_

Week 35 Day 4 Date: \_\_\_\_\_


BCCS-B

RPI SIENA UNION

**Problem Set 1**

1. On the first 4 objects, color one of the flat faces red. Match each 3-dimensional shape to its name.

a.




Rectangular prism

b.



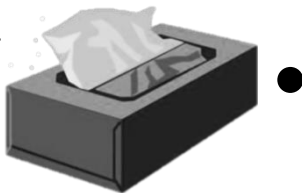
Cone

c.



Sphere

d.



Cylinder

e.



Cube

Name: \_\_\_\_\_

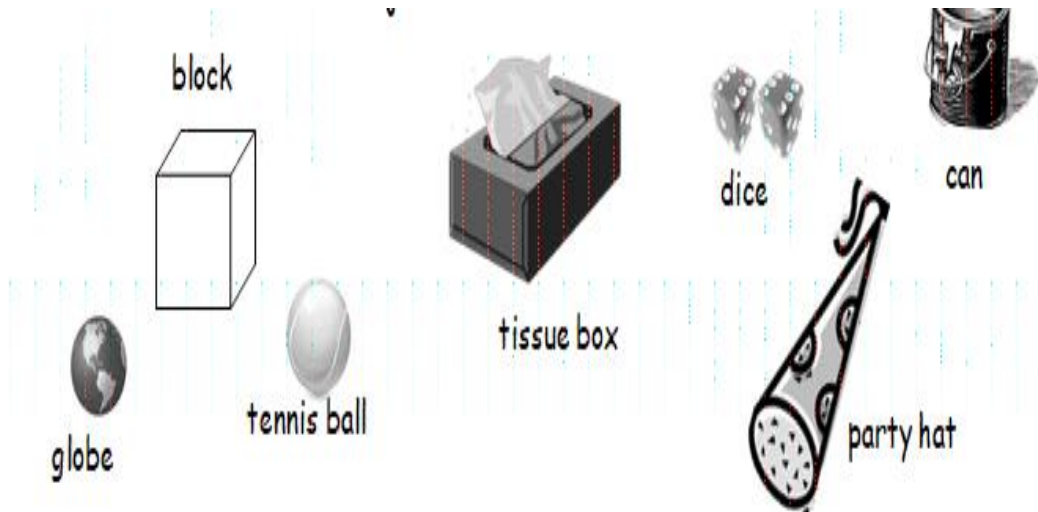
Week 35 Day 4 Date: \_\_\_\_\_

BCCS-B

RPI SIENA UNION

**Problem Set 2**

Write the name of each object in the correct column



Cubes	Spheres	Cones	Rectangular Prisms	Cylinders

Name: \_\_\_\_\_

Week 35 Day 4 Date: \_\_\_\_\_

BCCS-B

RPI SIENA UNION


### Exit Ticket

Read the statement. Then circle true or false. Write at least one sentence to explain your reasoning.

#### Word Bank

faces	circle	square
sides	rectangle	point

1.



This can is a cylinder.

True or False

2.



This juice box is a cube.

True or False

Name: \_\_\_\_\_

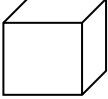

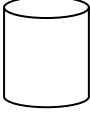

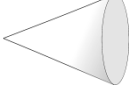
Week 35 Day 4 Date: \_\_\_\_\_

BCCS-B

RPI SIENA UNION

Homework


1. Go on a scavenger hunt for 3-dimensional shapes. Look for objects at home that would fit in the chart below. Try to find at least four objects for each shape.

Cube 	Rectangular Prism 	Cylinder 	Sphere 	Cone 





**Day # 5**



Name: \_\_\_\_\_

Week 35 Day 5 Date: \_\_\_\_\_

BCCS-B

RPI SIENA UNION

**Homework**

Choose one object from each column from yesterday's homework. Explain how you know that object belongs in that column. Use the word bank if needed.

Word Bank

faces	circle	square	roll	six
sides	rectangle	point	flat	

a. I put the \_\_\_\_\_ in the cube column because

\_\_\_\_\_.

b. I put the \_\_\_\_\_ in the cylinder column because

\_\_\_\_\_.

c. I put the \_\_\_\_\_ in the sphere column because

\_\_\_\_\_.

d. I put the \_\_\_\_\_ in the cone column because

\_\_\_\_\_.

e. I put the \_\_\_\_\_ in the rectangular prism column

because \_\_\_\_\_.