




Name _____



**1st Grade Reading Mastery Remote Learning Packet
Week 34**



Dear Educator,

My signature is proof that I have reviewed my scholar’s work and supported him to the best of my ability to complete all assignments.


(Parent Signature)

(Date)

Parents please note that all academic packets are also available on our website at www.brighterchoice.org under the heading “Remote Learning.” All academic packet assignments are mandatory and must be completed by all scholars.



Day # 1





Name: _____ Week 34 Day 1: Date: _____

BCCS-B

RPI Siena Union

Directions: Part 1: Read the story then answer the questions. Part 2: Read the sentence and finish writing the missing words.

Part 1:

1. an **ō**ld _____ was in the barn.

•dog

•car

•hōrse

2. a _____ said, "have you sēēn a hōrse?"

•man

•car

•cat

3. did the **ō**ld man fīnd a hōrse?

•yes


•nō

4. did the **ō**ld hōrse līke to gō fōr a rīde?

•yes


•nō

Part 2:



1. the man is **f**_____.

2. his **C**_____ is **ō**ld.



1. a **C**_____ is slēēpīng.

2. shē is on a **L**_____.



Name: _____ Week 34 Day 1: Date: _____

BCCS-B

RPI Siena Union

Directions: Part 1: Read the sentences, then circle the word that matches with the sentences. Part 2: Write the sounds Part 3: Read the sentence, trace it then write it.

Part 1:

<p>a girl had a hōrse.</p> <p>shē went rīding on a hōrse.</p>

1. a _____ had a hōrse.

- man
- gōat
- girl

2. shē went rīding on a _____.

- hat
- hōrse
- gōat

Part 2:


u	p
j	o
y	e

Part 3:

they went rīding.



Day # 2





Name: _____ Week 34 Day 2: Date: _____

BCCS-B

RPI Siena Union

Directions: Read the story then answer the questions. Part 2: Read the sentence and finish writing the missing words.

Part 1: 1. bill liked to gō _____.

- riding • fishing • hunting

2. bill did not get _____.

- fish • fat • mad


3. bill had a _____ on his line.

- bug • rug • tug

4. bill had an old _____.

- boy • fish • box

Part 2:




1. this dog is **m**_____.

2. a bug bit his **L**_____.



1. shē is **h**_____.

2. shē has a **f**_____.



Name: _____ Week 34 Day 2: Date: _____

BCCS-B

RPI Siena Union

Directions: Part 1: Read the sentences then circle the word that matches with the sentences. Part 2: Write each sound. Part 3: Read the sentence, trace it then write the sentence.

Part 1:

a girl went fishing.	→
shē got fIVe fish.	→

1. a girl went _____.

- walking
- fishing
- running

2. shē got _____ fish.

- fIVe
- nIne
- nō

Part 2:


y y y	s
p	b
r	c

Part 3:

bill did not get fish.



Day # 3



Long e



bee

The **long e** sound is at the beginning of the word *eel*.

bee

key

queen

tree

cheese

leaf

three

wheel

Say the word. Draw a line from the word to its picture.



bee



tree

3

key



leaf



wheel



cheese



queen



three

Name: _____ Week 34 Day 3: Date: _____

BCCS-B

RPI Siena Union

Short e

nest



The **short e** sound is at the beginning of the word egg.

bell

elephant

nest

seven

tent

bench

hen

red

ten

web

Say the name of the picture.

In each word, circle the letters that make the **short e** sound.



red



bench



seven



tent



bell



web



hen



ten




nest



elephant



Day # 4





Name: _____ Week 34 Day 4: Date: _____

BCCS-B

RPI Siena Union

Directions: Part 1: Read the story then answer the questions Part 2: Read the sentences then fill in the missing words.

Part 1:

1. did bill get fish?

- yes
- nō

2. the boys said, "you have an old _____."

- car
- box
- fox


3. bill said, "that box is filled with _____."

- fish
- boys
- gōld

4. bill was _____.


- not sad
- a bug
- gōld

Part 2:




1. the **C** _____ is on a hōrse.

2. the hōrse has a **h** _____



1. shē got a **f** _____.

2. hē got a **C** _____.



Name: _____ Week 34 Day 4: Date: _____

BCCS-B

RPI Siena Union

Directions: Part 1: Read the sentences then circle what matches the sentences. Part 2: Write each sound
Part 3: Read the sentence, trace it then write the sentence.

Part 1:

a man went in a sāil bōat. →
hē had a lot of fun. →

1. a man went in a _____.

- sāil bōat
- little bōat
- sāil gōat

2. hē had a lot _____.

- of bōats
- of fun
- of cows

Part 2:

i

a

o

u

i

e

Part 3:

“it is gōld,” hē said. →

→


→


→

→



Day # 5





Name: _____ Week 34 Day 5: Date: _____

BCCS-B

RPI Siena Union

Directions: Write the missing vowel and silent "e" to make the word match the picture.



c _ k



p _



sk _ t



st _ v



sh _ s



pl _ n



k _ t



l _ m



c _ n



Name: _____ Week 34 Day 5: Date: _____

BCCS-B

RPI Siena Union

Starting to Melt!

Use the word bank. Write.
Then use a crayon to draw a line under
each **ar**, **ir**, and **or**.




Word Bank				
star	barn	fork	bird	jar
horn	thirty	scarf	corn	circle



© The McGraw-Hill Companies



Name _____



**1st Grade Reading Mastery Remote Learning Packet
Week 35**



Dear Educator,

My signature is proof that I have reviewed my scholar's work and supported him to the best of my ability to complete all assignments.

(Parent Signature)

(Date)

Parents please note that all academic packets are also available on our website at www.brighterchoice.org under the heading "Remote Learning." All academic packet assignments are mandatory and must be completed by all scholars.



Name: _____ Week 35 Day 1: Date: _____

BCCS-B

RPI Siena Union

Short i

fish



The **short i** sound is at the beginning of the word *in*.

dish

hippo

kitten

pig

six

fish

king

picnic

sink

swing

Say the picture word. Then fill in the blank to write the word with the **short i** sound.



1. f__sh



6. s__nk



2. d__sh



7. sw__ng



3. k__ng



8. h__ppo



4. k__tten



9. p__g



5. p__cn__c

6

10. s__x

Name: _____ Week 35 Day 1: Date: _____


BCCS-B

RPI Siena Union


Long i

The **long i** sound is at the beginning of the word **ice**.

bike	ice cream	slide
child	kite	tiger
five	pie	vine




Circle the objects with the **long i** sound.





Day # 2





Name: _____ Week 35 Day 2: Date: _____

BCCS-B

RPI Siena Union


Directions: Find the pictures of the words below and circle them

Digraph Search



- | | |
|------------------------------|-----------------------------|
| <input type="radio"/> shovel | <input type="radio"/> shark |
| <input type="radio"/> sheep | <input type="radio"/> fish |
| <input type="radio"/> shell | <input type="radio"/> ship |
| <input type="radio"/> brush | <input type="radio"/> shirt |



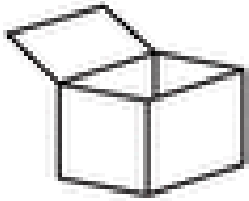


Name: _____ Week 35 Day 2: Date: _____

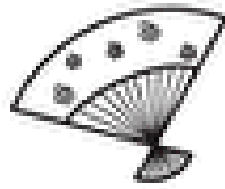
BCCS-B

RPI Siena Union

Directions: Write the missing vowel to complete each word.



b _ x



f _ n



r _ g



t _ g



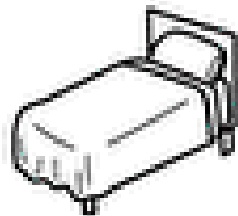
m _ g



t _ n



d _ g




b _ d



f _ n



Day # 3





Name: _____ Week 35 Day 3: Date: _____

BCCS-B

RPI Siena Union

Directions: Part 1: Read the story then answer the questions. Part 2: Read the sentences then fill in the missing words.

1. the **e**agle said, "I like to _____."

run

• fly

• fish

2. the h**o**rse said, "can you _____ m**e** to fly?"

• love

• wish

• t**e**ach

3. did the h**o**rse fly to the top of a barn?

• yes


• n**o**

4. h**e** ran into the _____ of the barn.

• s**i**de


• top

• back




1. the man has a **b**_____.

2. the bug is on his **h**_____.



1. that **C**_____ is sleeping.

2. sh**e** is on a **r**_____.



Name: _____ Week 35 Day 3: Date: _____

BCCS-B

RPI Siena Union

Directions: Part 1: Read the sentences then circle what matches the sentences. Part 2: Write each sound. Part 3: Read the sentence, trace it then write the sentence.

<p>an ēagle lĭked to flĭ. →</p> <p>hē did not sit in a trēē. →</p>
--

1. an ēagle lĭked _____.

• to ēat

• to sit

• to flĭ

2. hē did not sit in _____.

• a trēē

• a park

• a bed

b

v

k

f

j

i

an ēagle lĭkes to flĭ.

_____ →


_____ →

_____ →

_____ →




Day # 4



Name: _____ Week 35 Day 4: Date: _____

BCCS-B

RPI Siena Union



Directions: Part 1: Read the story then answer the questions. Part 2: Read the sentences then fill in the missing words.

Part 1: 1. did the hōrse flȳ to the top of a car?

- yes •nō

2. the hōrse ran into the _____ of the car.

- top •sīde •back


3. the hōrse ran with the ēagle on his _____.

- top •sīde •back

4. did they havē fun?


- yes •nō

Part 2:



1. this dog is in a **C**_____.

2. a **C**_____ is on the car.



1. this **p**_____ has fun.

2. hē is in the **m**_____.

Name: _____ Week 35 Day 4: Date: _____

BCCS-B

RPI Siena Union



Directions: Part 1: Read each sentence then circle the word that completes the sentence. Part 2: Write each sound. Part 3: Read and write the sentence.

Part 1:

an old car did not run. →
the girl got mad at the car. →

1. an old ____ did not run.

• cat

• car

• cow

2. the girl got ____ at the car.

• bad

• sad

• mad

Part 2:

p

h

x

k

y y y

j

Part 3:

The horse ran. →


→

→

→



Day # 5




Name: _____ Week 35 Day 5: Date: _____


BCCS-B


RPI Siena Union

Shopping List

Color these sight words.

round 

some 


stop 

Count these sight words.

round

some

stop



© Miss Paleena

SIGHT WORD



some

round

open

stop

stop

round

know

any

when

him

stop

round

stop