




Name \_\_\_\_\_



**1<sup>st</sup> Grade Reading Mastery Remote Learning Packet  
Week 36**



---

Dear Educator,

My signature is proof that I have reviewed my scholar's work and supported him to the best of my ability to complete all assignments.


\_\_\_\_\_  
(Parent Signature)


\_\_\_\_\_  
(Date)

Parents please note that all academic packets are also available on our website at [www.brighterchoice.org](http://www.brighterchoice.org) under the heading "Remote Learning." All academic packet assignments are mandatory and must be completed by all scholars.



**Day # 1**





Name: \_\_\_\_\_ Week 36 Day 1: Date: \_\_\_\_\_

BCCS-B

RPI Siena Union

Directions: Part 1: Read and write the sentence. Part 2: X out the word "do" and circle the word "no".

Part 3: Read the sentence, circle the word/words that complete the sentence.

**Part 1:**

shē got a red hat.

Three sets of handwriting lines, each consisting of a solid top line, a dashed middle line, and a solid bottom line, for practicing writing the sentence.

**Part 2:**

do      nō      gāve      ~~do~~      nō

do      nō      do      gō      nō

and      do      the      nō      do      nō

nō      do      on      nō      do      nō      was      do

do      did      nō

**Part 3:**

the fish got a hat.


the cow got a car.

1. the fish got...

- a hat
- a gōat
- a fish

2. the cow got a...

- cat
- car
- COW



Name: \_\_\_\_\_ Week 36 Day 1: Date: \_\_\_\_\_

BCCS-B

RPI Siena Union

Directions: Part 1: Read and write the words. Part 2: Match the long /e/ sounds with the /n/ sounds and match the /c/ sound with the short /o/ sound.

**Part 1:**

**it is on.**

it is on.

\_\_\_\_\_


\_\_\_\_\_

**Part 2:**

e	n	c	o
c	e	c	c
e	c	e	e
c	e	c	e



**Day # 2**



Name: \_\_\_\_\_ Week 36 Day 2: Date: \_\_\_\_\_



BCCS-B


RPI Siena Union

Directions: Part 1: Write each sound. Part 2: Circle the sentence that matches the picture.


**Part 1:**

d	c
b b b	e
g	r


**Part 2:**




a cow can lick mē.  
the girl got wet.  
hē has a hat.  
I have cōrn.



wē will ēat cōrn.  
I am not fat.  
a man is on a rōad.  
shē has socks.




hē has a gōat.  
the girl is cōld.  
shē ran in the sand.  
that dog is mad.



a dog is in a car.  
shē sat on a log.  
that is a cop.  
I can run.

Name: \_\_\_\_\_ Week 36 Day 2: Date: \_\_\_\_\_



BCCS-B

RPI Siena Union

Directions: Part 1: X out the /o/ sound and circle the /th/ sound. Part 2: Match each sound with its pair.  
Part 3: Write each sound

**Part 1:**

n	<del>o</del>	th
i		
th	c	o
o	t	th
	n	
th		o
	c	o
t	o	th



**Part 2:**


o.	.f
c.	.o
e.	.t
t.	.e
s.	.c
f.	.s

o	_____
c	_____
t	_____
m	_____
f	_____
e	_____

**Part 3:**



**Day # 3**







Name: \_\_\_\_\_ Week 36 Day 3: Date: \_\_\_\_\_

BCCS-B

RPI Siena Union

Directions: Read the passage. Circle the words that have the long /o/ sound and the short /i/ sound.

**a girl and a gōat**


**a girl was on the rōad to a farm. shē  
met a gōat. shē said, "gō with mē to the  
farm. wē will pet a pig."**

**the gōat said, "I pet ducks and I  
pet chicks. I do not pet pigs."**

**the girl said, "it is fun to pet pigs.  
pigs are fat."**

**the gōat said, "I will not gō to the  
farm. I will gō to the park and pet  
a duck."**

**sō the gōat went to the park to pet a  
duck. and the girl went to the farm to  
pet a pig.**



Name: \_\_\_\_\_ Week 36 Day 3: Date: \_\_\_\_\_

BCCS-B

RPI Siena Union

Directions: Part 1: Read and write the sentence. Part 2: Circle and match the 2 sounds with their pairs

Part 1:

**hē ■ ātē**

**a ■ fat ■ nut.**

hē ■ ātē

Part 2:

ā o

ā o   ā i   ā a   ā o

m c

n c   h c   m c   a c

r s


h s   r s   a s   ē s

i h

a h   n h   i h   m h



**Day # 4**





Name: \_\_\_\_\_ Week 36 Day 4: Date: \_\_\_\_\_

BCCS-B

RPI Siena Union

Directions: Part 1: Read and write the sentence. Part 2: X out the word "on" and circle the word "so".

Part 3: Read the sentence, circle the word/words that complete the sentence.

**Part 1:**

The bug bit the log.

Three sets of handwriting lines, each consisting of a solid top line, a dashed middle line, and a solid bottom line, for practicing the sentence.

**Part 2:**

on so on is on so pet  
road so with so men on  
so hit so on on so  
on no on so

A box containing the word "on" with an 'X' through it and the word "so" circled.

**Part 3:**


the bug got mad.  
so shē bit a log.

1. the bug...

- got big
- got mad
- got sad

2. so shē bit a...

- dog
- lock
- log



Name: \_\_\_\_\_ Week 36 Day 4: Date: \_\_\_\_\_

BCCS-B

RPI Siena Union

Directions: Part 1: X out the short /i/ sound and circle the /t/ sound. Part 2: Match each word with its pair. Part 3: write each sound.

**Part 1:**

c	<del>i</del>	t
i	t	d
t	h	n
t	i	t
o	th	
h	i	
	t	

**Part 2:**

and.	fat
is.	hē
hē.	not
not.	and
fat.	is


**Part 3:**



n	_____
u	_____
h	_____
t	_____
o	_____
c	_____



**Day # 5**



Name: \_\_\_\_\_ Week 36 Day 5: Date: \_\_\_\_\_

BCCS-B

RPI Siena Union

# Just Add E

Add an **e** to the end of these short vowel words to make new long vowel words.

tub →

tub\_\_



can →

can\_\_



pin →

pin\_\_



rob →

rob\_\_



cub →

cub\_\_



kit →

kit\_\_



tap →


tap\_\_



man →

man\_\_





Name \_\_\_\_\_



**1<sup>st</sup> Grade Reading Mastery Remote Learning Packet  
Week 37**



Dear Educator,

My signature is proof that I have reviewed my scholar's work and supported him to the best of my ability to complete all assignments.

\_\_\_\_\_  
(Parent Signature)

\_\_\_\_\_  
(Date)

Parents please note that all academic packets are also available on our website at [www.brighterchoice.org](http://www.brighterchoice.org) under the heading "Remote Learning." All academic packet assignments are mandatory and must be completed by all scholars.







**No School  
Memorial Day!**



**Day # 2**





Name: \_\_\_\_\_ Week 37 Day 2: Date: \_\_\_\_\_

BCCS-B

RPI Siena Union

Directions: Part 1: Read and write the sentence. Part 2: X out the word "big" and circle the word "bug".  
Part 3: Read the sentence, circle the word that completes the sentence.

**Part 1:**

shē āte the log.

\_\_\_\_\_

\_\_\_\_\_

\_\_\_\_\_

\_\_\_\_\_

**Part 2:**

bug big in ~~big~~ (bug)

car big fat bug big

bug bit was big bug cow shē bug

**Part 3:**

a big bug met a little bug.

hē said, "let's gō ēat."

1. a big bug met a little...

•big •dog •bug

2. hē said, "let's gō..."

•hōme •ēat •slēēp



Name: \_\_\_\_\_ Week 37 Day 2: Date: \_\_\_\_\_

BCCS-B

RPI Siena Union

Directions: Part 1: Read and write the sentence. Part 2: Match and circle the 2 sounds with its pair.

**Part 1:**

**hē - is - in**

**thē - sun.**

hē - is - in

**Part 2:**

t f

a f

d f

t f

s f

i i

i i

i s

i r

i i

a d

a a

a d

a ā

a d

h n

ē n


s n

t n

h n



**Day # 3**



Name: \_\_\_\_\_ Week 37 Day 3: Date: \_\_\_\_\_

BCCS-B




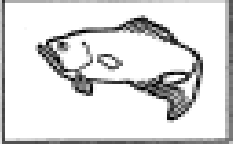


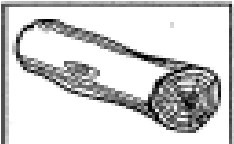





RPI Siena Union

Directions: Part 1: Write each sound. Part 2: Match the word with the correct picture.

**Part 1:**


<b>I</b> _____	<b>ō</b> _____
<b>b</b> _____	<b>ch</b> _____
<b>k</b> _____	<b>h</b> _____


**Part 2:**

<u>dog</u> .	• 	<u>feet</u> .	• 
<u>gāte</u> .	• 	<u>ship</u> .	• 
<u>rōad</u> .	• 	<u>fish</u> .	• 
<u>lāke</u> .	• 	<u>hat</u> .	• 
<u>log</u> .	• 	<u>gōat</u> .	• 
<u>rāke</u> .	• 	<u>cōrn</u> .	• 



**Day # 4**





Name: \_\_\_\_\_ Week 37 Day 4: Date: \_\_\_\_\_

BCCS-B

RPI Siena Union

Directions: Part 1: Read and write the sentence. Part 2: X out the word "get" and circle the word "pet".  
Part 3: Read the sentence, circle the word that completes the sentence.

**Part 1:**

The bug was on a dog.

Handwriting practice lines consisting of three horizontal lines (top, middle dashed, bottom) with arrows at the end of each line, provided for copying the sentence.

**Part 2:**

get pet gāve ~~get~~ (pet)

pot get pet

pet if get sō get pet now

pet get pet get pet nēēd get


**Part 3:**

the dog said, "I am a dog. →

I am not a bus." →

- the dog said, "I am a... →  
 •log                      •frog                      •dog
- I am not a...": →  
 •bug                      •bus                      •bēē





Name: \_\_\_\_\_ Week 37 Day 4: Date: \_\_\_\_\_

BCCS-B

RPI Siena Union

Directions: Part 1: Read and write the sentence. Part 2: Match the long /a/ sounds with the long /e/ sounds and match the /n/ sound with the short /o/ sound.

**Part 1:**

**this is**

\_\_\_\_\_

\_\_\_\_\_

\_\_\_\_\_

**not me.**

\_\_\_\_\_

this is

\_\_\_\_\_

\_\_\_\_\_

\_\_\_\_\_

**Part 2:**

**ā ē**

**n o**

**ā**

**n**

**ā**

**n**

**n**

**ā**

**ā**

**n**

**ā**


**n**

**n**

**ā**



**Day # 5**

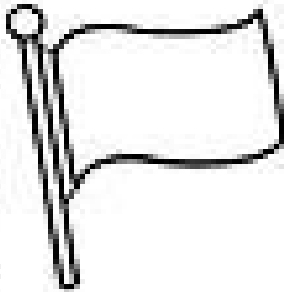



Name: \_\_\_\_\_ Week 37 Day 5: Date: \_\_\_\_\_


BCCS-B

RPI Siena Union


# What's that Word?




		a	g
--	--	---	---



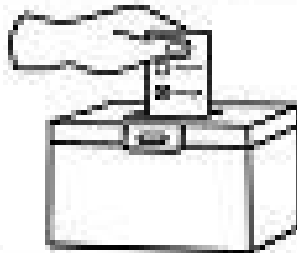
		e	d
--	--	---	---



		u	b
--	--	---	---




		i	p
--	--	---	---




		o	t
--	--	---	---




		a	m
--	--	---	---



		u	g
--	--	---	---



		u	m
--	--	---	---



		i	p
--	--	---	---

© Miss Givoffe

Name: \_\_\_\_\_ Week 37 Day 5: Date: \_\_\_\_\_

BCCS-B

RPI Siena Union

# Circle the Word



cat  
cate



tap  
tape



can  
cane



cak  
cake



man  
mane



bat  
bate



rak  
rake



map  
mape



sad  
sade



wav  
wave