


Name _____

3rd Grade Modified Math Remote Learning Packet

Week 34



Dear Educator,

My signature is proof that I have reviewed my scholar's work and supported him to the best of my ability to complete all assignments.


(Parent Signature)

(Date)

Parents please note that all academic packets are also available on our website at www.brighterchoice.org under the heading "Remote Learning." All academic packet assignments are mandatory and must be completed by all scholars.

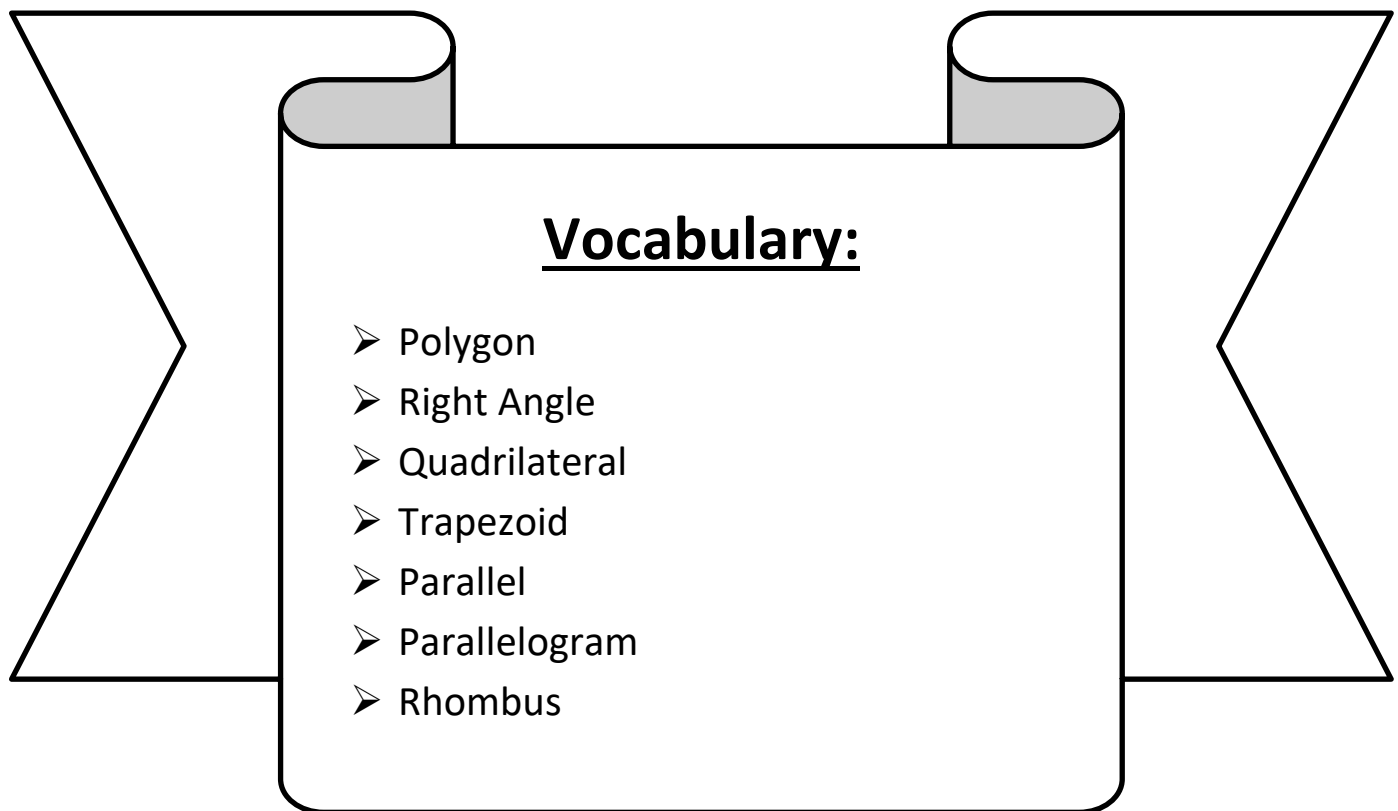


Day # 1



LEQ: What are attributes of polygons?

Objective: I can analyze a polygon and list its attributes.



Name: _____

Week 34 Day 1 Date: _____

BCCS-B

Harvard

Yale

Princeton

Do Now:

Solids and Polygons

Write the name of each shape.

Word Bank

(You will not use all of the words)

Octa means 8

octagon

parallelogram

cylinder

Penta means 5

pentagon

triangle

rectangular prism

hexagon

square

cube

rectangle

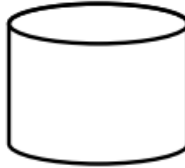
trapezoid

sphere

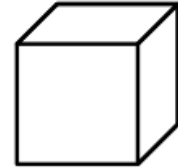
1.



2.



3.

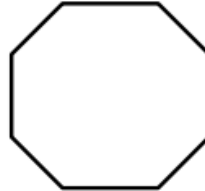


cube

4.




5.

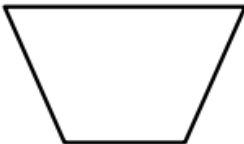


octagon


6.



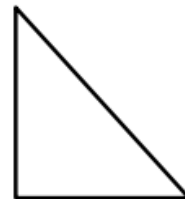
7.



8.



9.



Name: _____

Week 34 Day 1 Date: _____


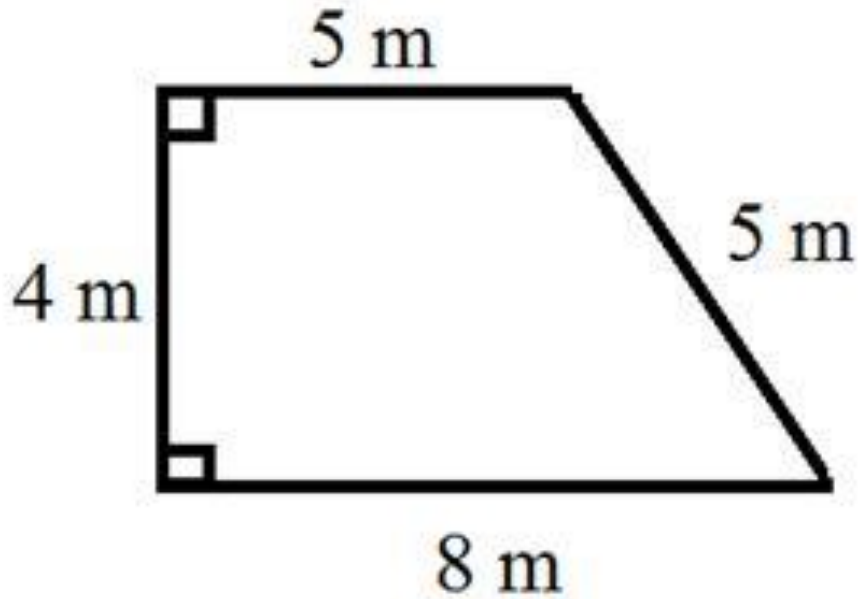
BCCS-B

Harvard

Yale

Princeton

Exploration:



*How many facts can I name
about the shape above?*

4 sides

One pair of parallel lines

Two right angles

Quadrilateral

Name: _____

Week 34 Day 1 Date: _____

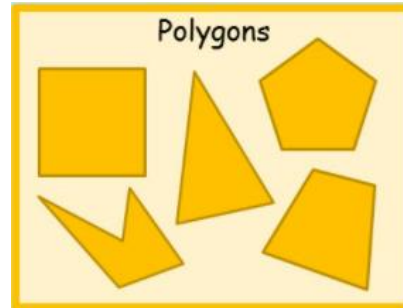
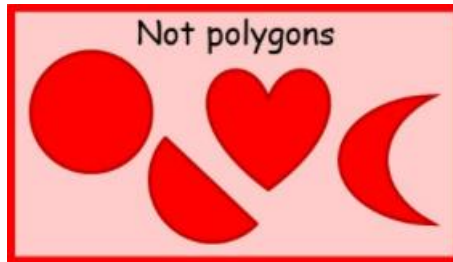
BCCS-B

Harvard

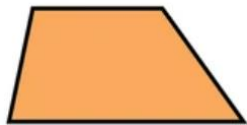
Yale

Princeton


Guided Notes:



A _____ is a flat shape with straight and closed sides. Polygons with 4 sides are called _____. A trapezoid, rhombus, square, rectangle and _____ are all examples of quadrilaterals.



Trapezoid



Rhombus



Square

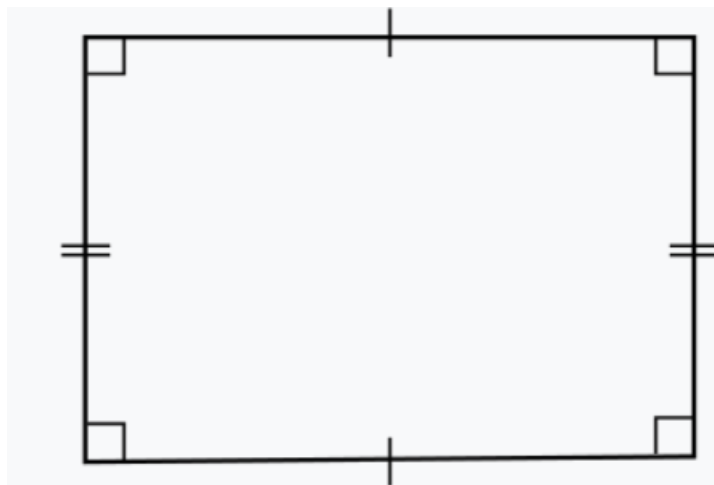


Rectangle



Parallelogram

A parallelogram has 2 pairs of _____ lines, or lines that run side by side opposite to one another. Some polygons have _____, or angles that form an L shape with 2 straight lines.



Name: _____

Week 34 Day 1 Date: _____

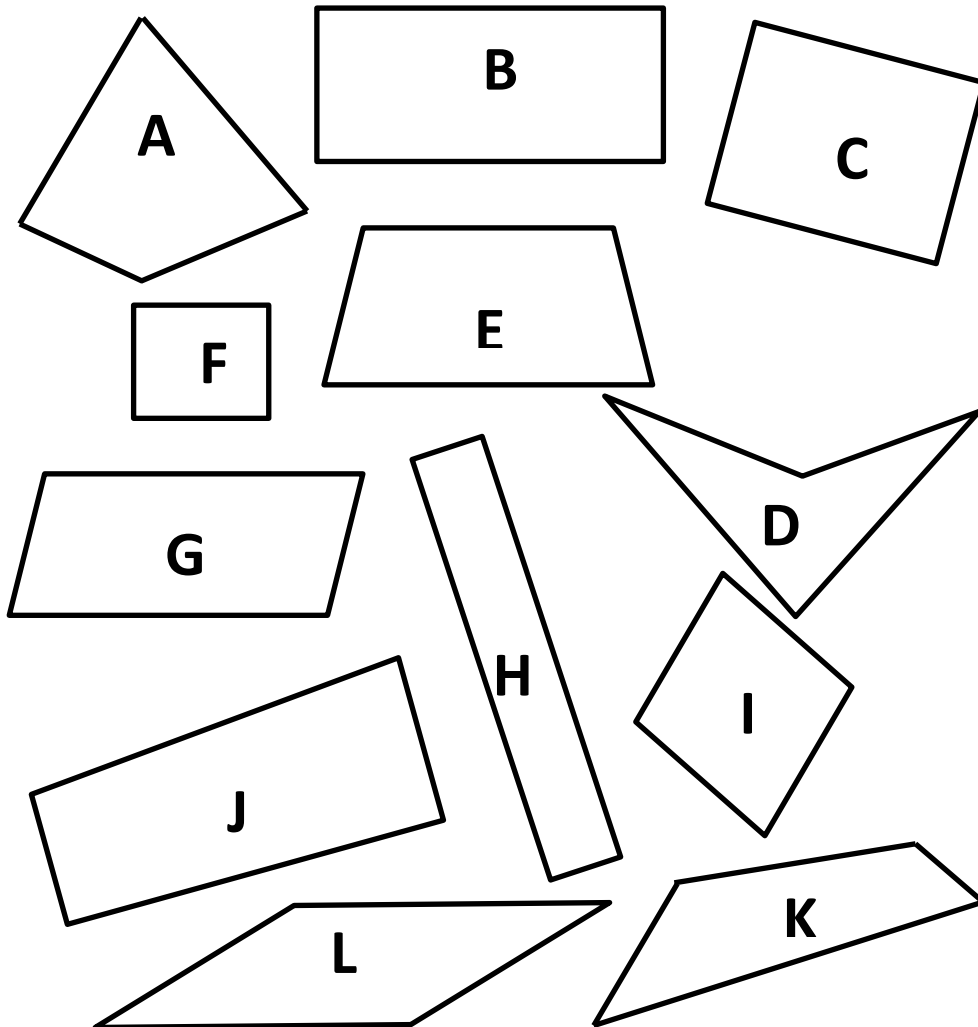
BCCS-B



Harvard

Yale

Princeton

Input (My Turn):



Right Angle(s) 	Parallel Lines 
B C F D J H	

Name: _____

Week 34 Day 1 Date: _____

BCCS-B

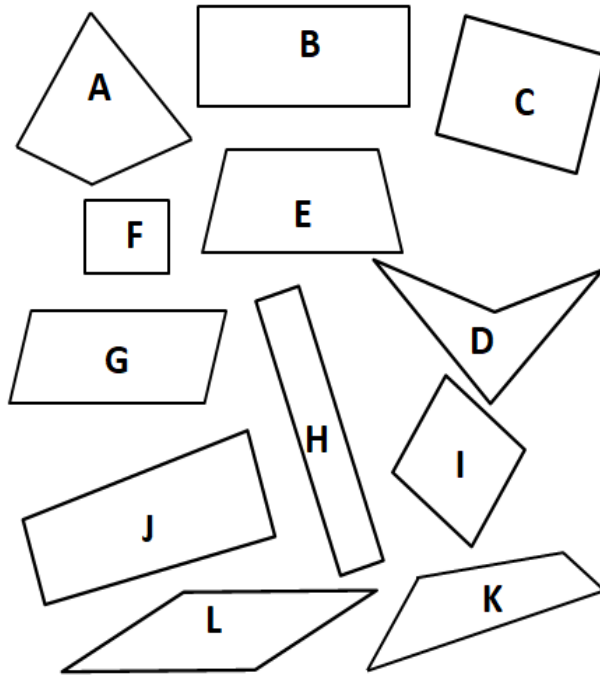
Harvard


Yale

Princeton

Guided Practice (Our Turn):

True or False? All the polygons below are quadrilaterals: _____



Attribute	Write the letters of the polygons in this group.	Sketch 1 polygon from the group.
2 Sets of Parallel Sides	Polygons: L	
4 Right Angles	Polygons: H	
4 Right Angles and 4 Equal Sides	Polygons:	

Name: _____

Week 34 Day 1 Date: _____

BCCS-B

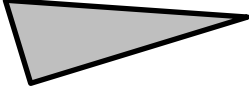




Harvard

Yale

Princeton

Problem Set (Your Turn):

Complete the chart by answering true or false.

Attribute	Polygon	True or False
<i>Example:</i> 3 Sides		True
4 Sides		
2 Sets of Parallel Sides		
4 Right Angles		false
Quadrilateral		

Name: _____


Week 34 Day 1 Date: _____


BCCS-B



Harvard

Yale

Princeton

✓ Who/what is this problem about? 

✓ How do we solve this problem? 

✓  Show and check your work completely. 

C Circle key numbers & units
What do I know?

U Underline the question
What am I being asked to solve?

B Box math clue words
Am I going to +, -, x, or ÷?

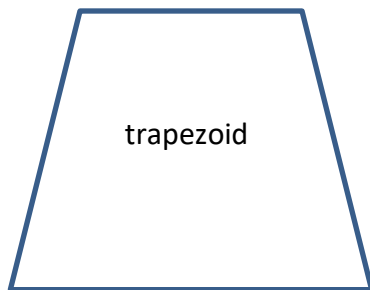
E Evaluate and Eliminate
What steps do I take?
What information don't I need?

S Solve and Show your work
Does my answer make sense?
How can I double check?

Application:

Jeremiah bets Prince that he can draw a trapezoid with 1 pair of parallel lines and 1 right angle. Prince says it's impossible because only square and rectangles can have right angles. Who is correct?

Use words and pictures to explain your thinking.



Name: _____

Week 34 Day 1 Date: _____

BCCS-B

Harvard


Yale


Princeton

Exit Ticket:

Use the word bank below to list attributes to describe each polygon.

Polygon	Right Angle	Quadrilateral	Parallel
Trapezoid	Parallelogram	Rhombus	





Name: _____

Week 34 Day 1 Date: _____

BCCS-B

Harvard

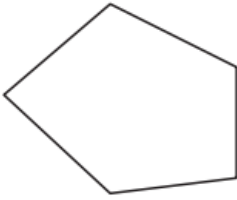
Yale

Princeton

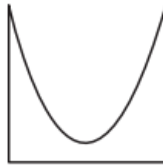
Homework:

Write whether each figure is a polygon or not a polygon.

1)

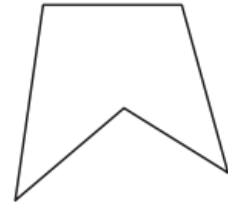


2)

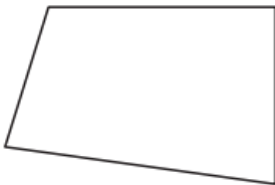


Not a polygon

3)

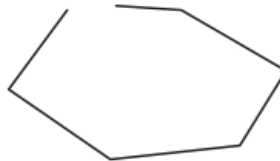


4)

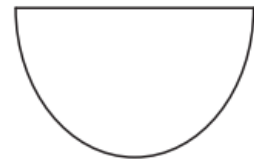


Polygon

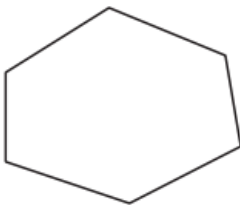
5)



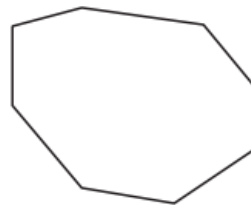
6)



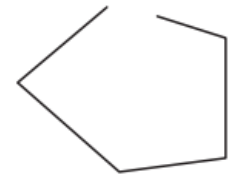
7)



8)




9)

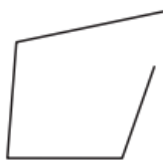


Not a polygon

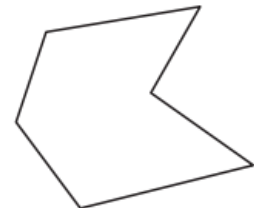
10)



11)




12)



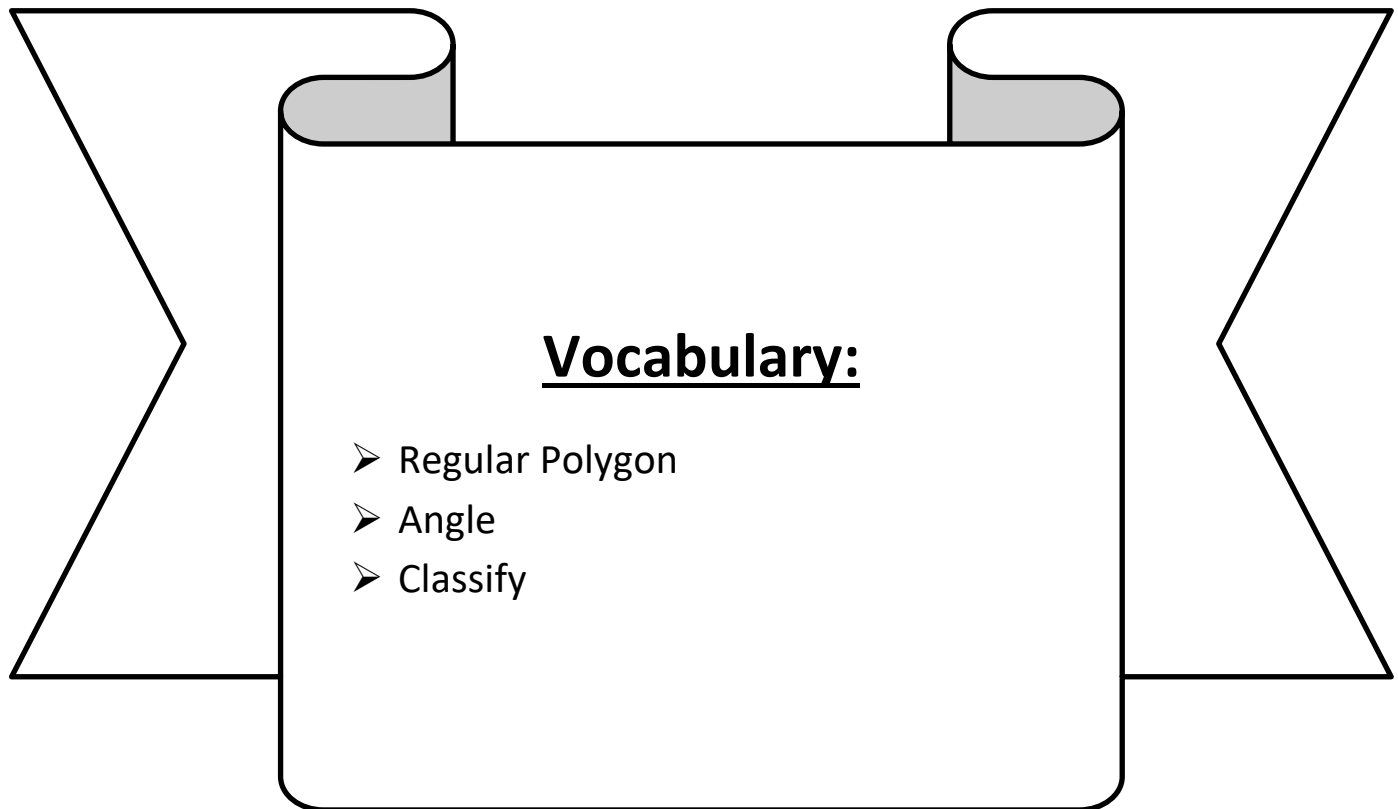


Day # 2



LEQ: How can I compare and classify polygons?

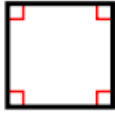
Objective: I can use shape attributes to compare and classify polygons.



Do Now:


Quadrilaterals

Quadrilaterals are any polygon with four sides and four angles.




Square

All sides are the same length; there are four right angles



Rectangle

Opposite sides are parallel and the same length; there are four right angles



Parallelogram

Two pairs of opposite parallel sides



Rhombus

Two pairs of parallel sides; all sides are the same length

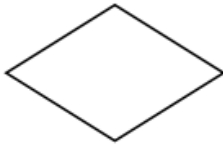


Trapezoid

Only one pair of parallel sides

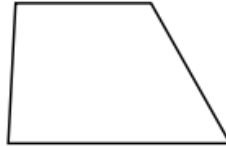
Write the name of each quadrilateral.

a.

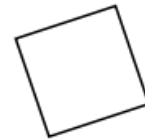


Rhombus

b.



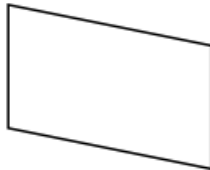
c.



d.



e.



f.



g. How can you tell the difference between a parallelogram and a trapezoid?

h. How can you tell the difference between a square and a rhombus?

Name: _____

BCCS-B

Week 34 Day 2 Date: _____

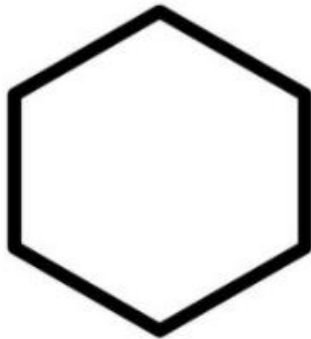
Harvard

Yale

Princeton


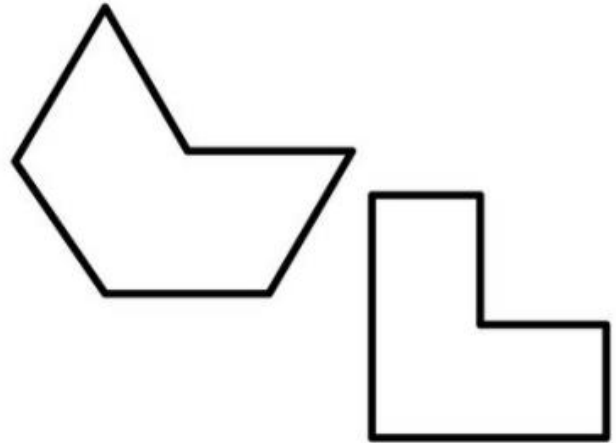
Exploration:

REGULAR HEXAGON



VS

IRREGULAR HEXAGON



*What is the difference
between a regular hexagon
and an irregular hexagon?*

1. The sides of a REGULAR hexagon are all the same length
- 2.

Name: _____

Week 34 Day 2 Date: _____

BCCS-B

Harvard

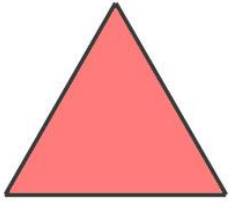
Yale

Princeton


Input (My Turn):

A _____ polygon is a polygon with all equal sides and all equal angles.

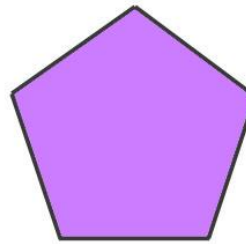
Let's label the sides for each polygon below:



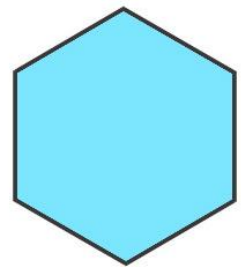
Triangle



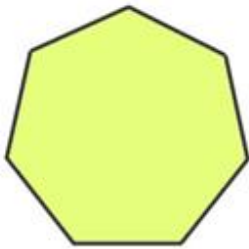
Quadrilateral



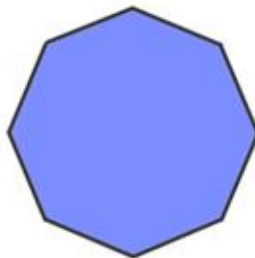
Pentagon



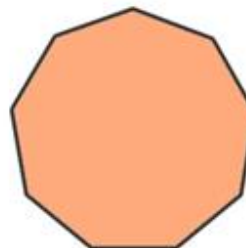
Hexagon




Heptagon



Octagon



Nonagon



Decagon

Name: _____

Week 34 Day 2 Date: _____

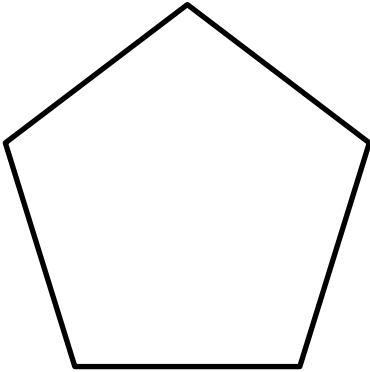
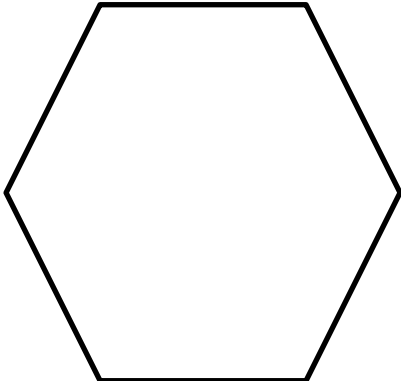
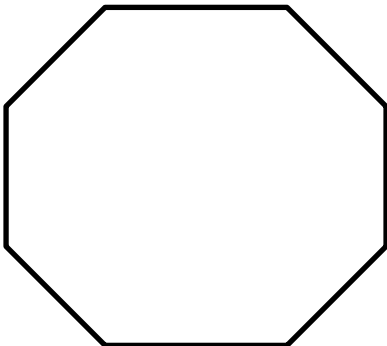
BCCS-B

Harvard

Yale

Princeton

Guided Practice (Our Turn):

Polygon Name	Regular Polygon	Irregular Polygon
Pentagon		
Hexagon		
Octagon		

Name: _____

Week 34 Day 2 Date: _____

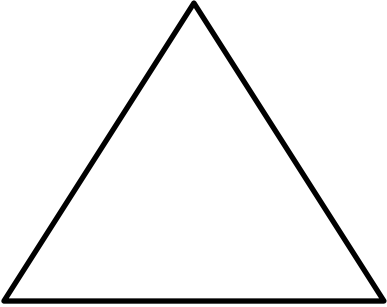
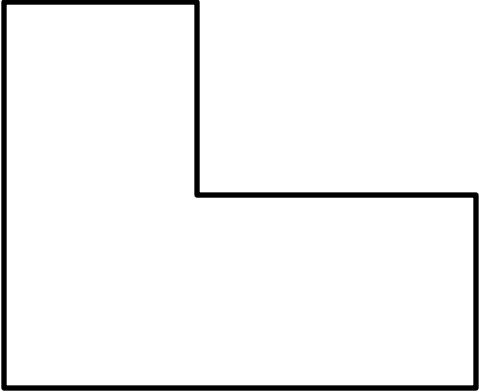
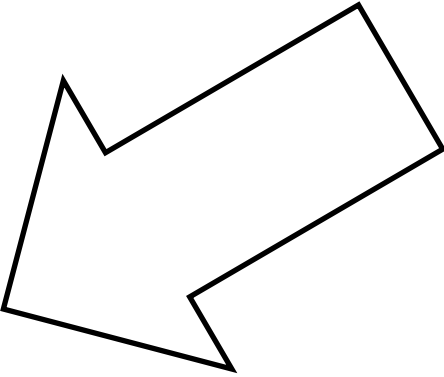
BCCS-B

Harvard

Yale

Princeton

Problem Set (Your Turn):

Polygon Name	Regular Polygon	Irregular Polygon
<hr/>		
<hr/>		
<hr/>		

Name: _____


Week 34 Day 2 Date: _____


BCCS-B



Harvard

Yale

Princeton

✓ Who/what is this problem about? 

✓ How do we solve this problem? 

✓  Show and check your work completely. 

C Circle key numbers & units
What do I know?

U Underline the question
What am I being asked to solve?

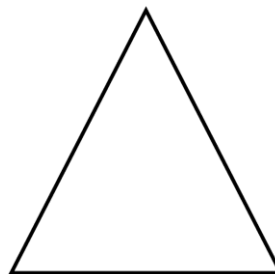
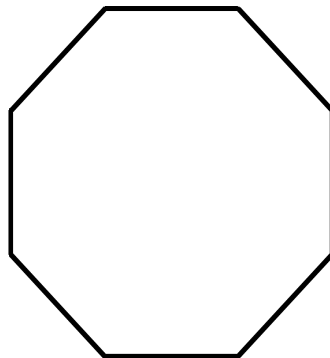
B Box math clue words
Am I going to +, -, x, or ÷?

E Evaluate and Eliminate
What steps do I take?
What information don't I need?

S Solve and Show your work
Does my answer make sense?
How can I double check?

Application:

The two polygons below are regular polygons. How are these polygons the same?
How are they different?



Name: _____

Week 34 Day 2 Date: _____

BCCS-B

Harvard

Yale

Princeton

Exit Ticket:

Josiah draws the polygon below.



1. Is Josiah's polygon a regular polygon? Explain how you know.
2. How many right angles does his polygon have? Circle the right angles on his polygon.
3. How many sets of parallel lines does his polygon have? Mark them.
4. What is the name of Josiah's polygon?

Name: _____

Week 34 Day 2 Date: _____

BCCS-B

Harvard

Yale

Princeton

Homework:

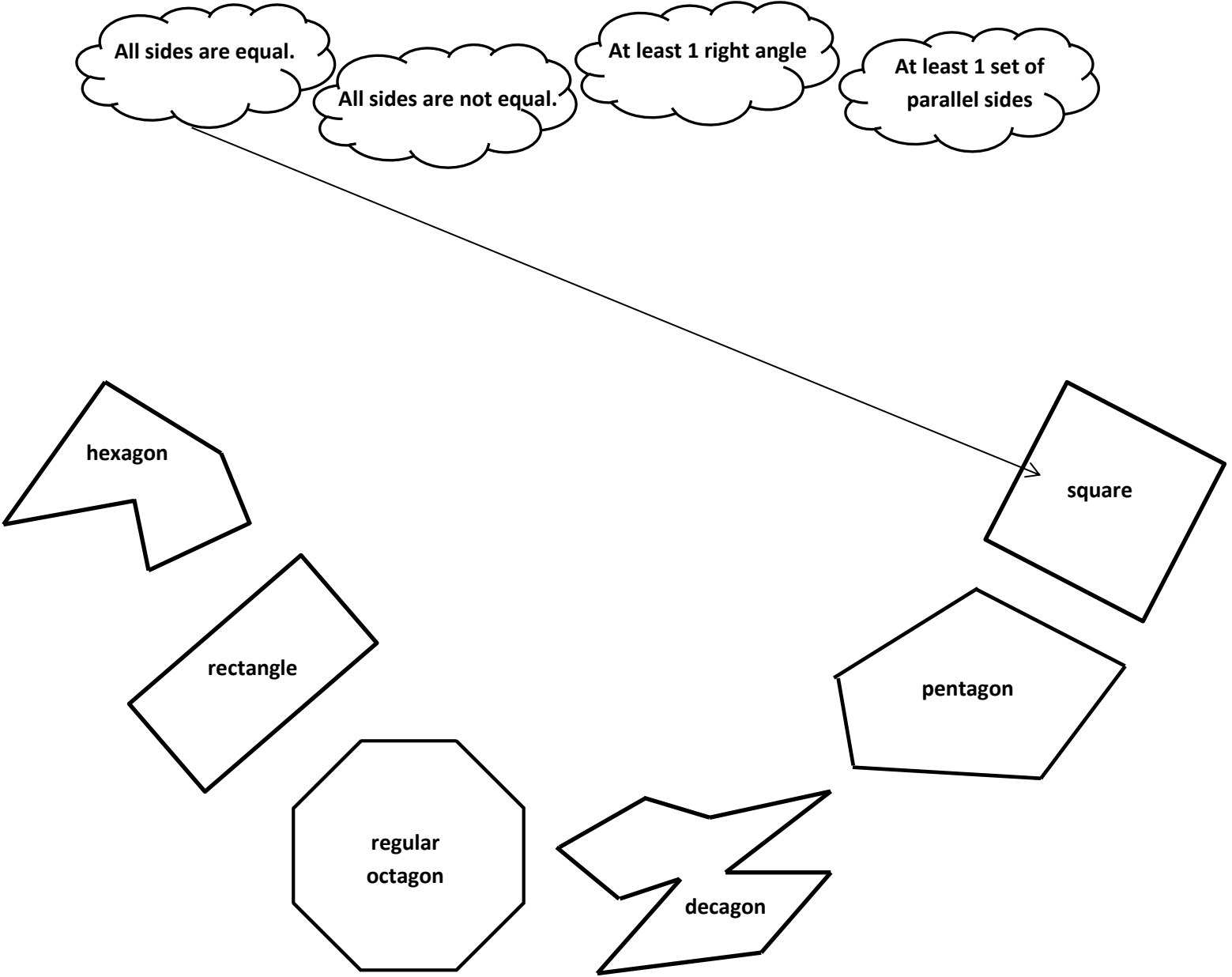
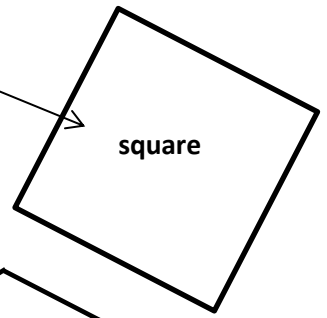
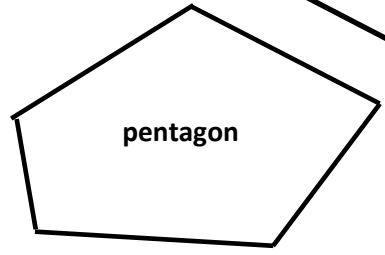
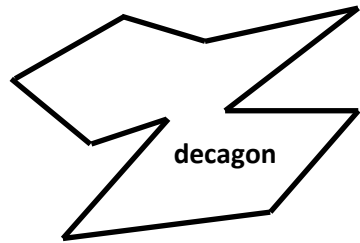
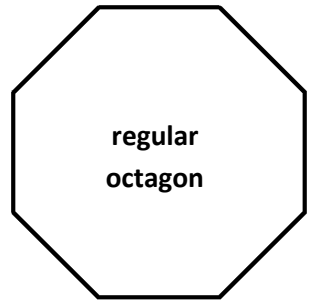
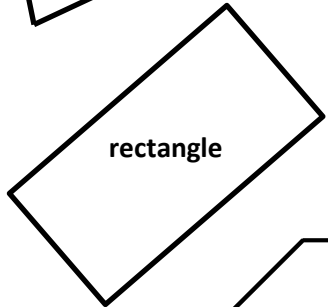
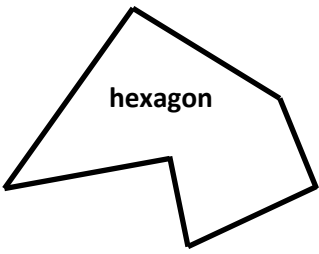
Match the polygons with their appropriate clouds. A polygon can match to more than 1 cloud.

All sides are equal.

All sides are not equal.


At least 1 right angle

At least 1 set of parallel sides



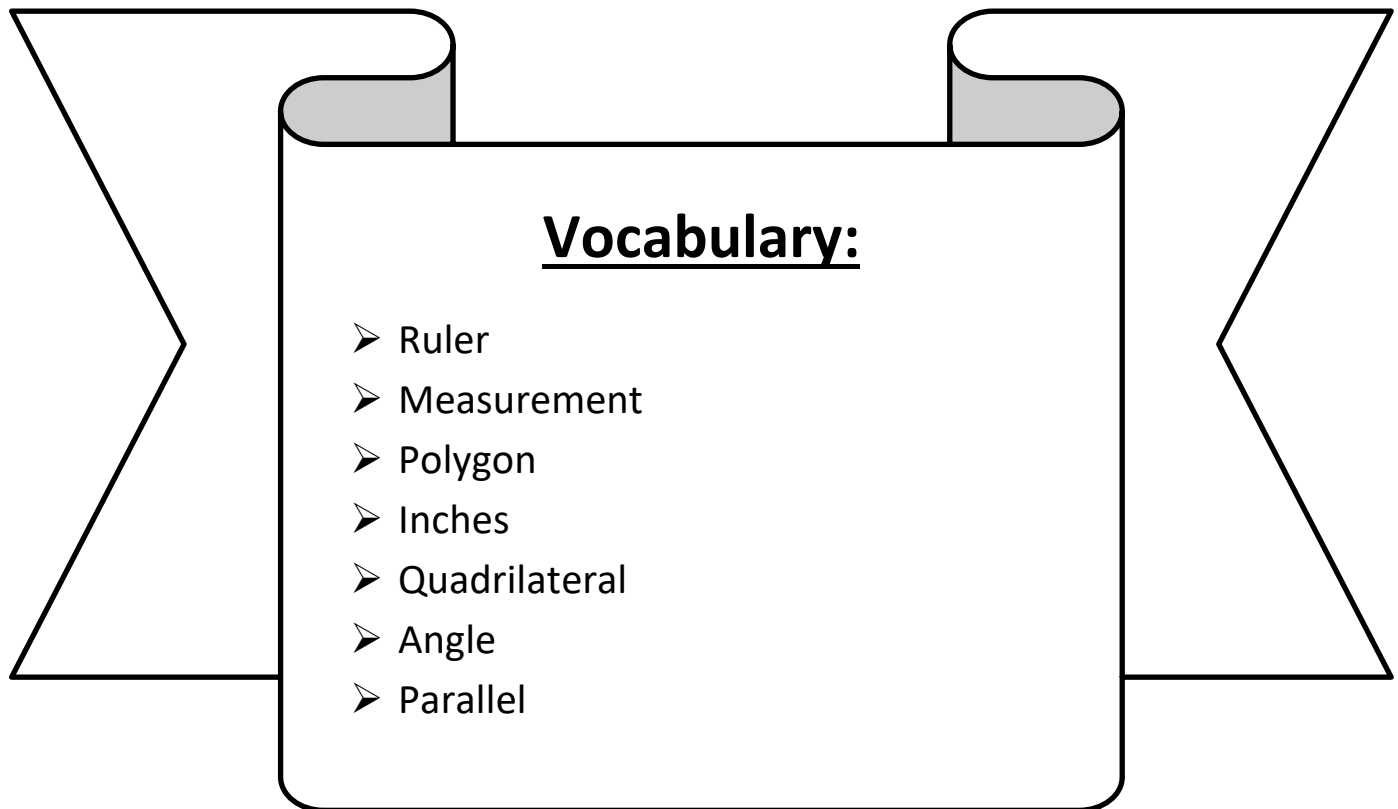


Day # 3



LEQ: How can I solve word problems about polygons?

Objective: I can draw polygons with specified attributes to solve problems.

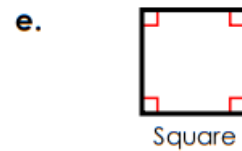
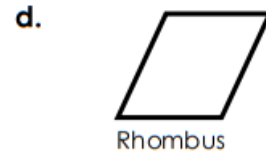
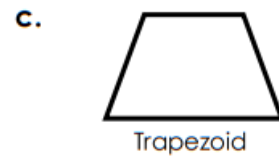
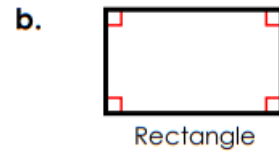
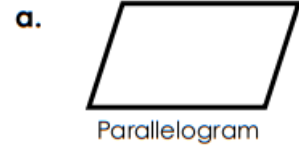


Do Now:

Quadrilaterals

Match the quadrilateral with its definition.

- b
- _____ 1. All sides are the same length. There are four right angles.
- _____ 2. There is only one pair of parallel sides.
- _____ 3. Opposite sides are parallel and the same length. There are four right angles.
- _____ 4. There are two pairs of parallel sides. All sides are the same length.
- _____ 5. There are two pairs of opposite parallel sides.



6. List two ways a rectangle and square are alike and one way in which they are different.

Name: _____

Week 34 Day 3 Date: _____


BCCS-B

Harvard

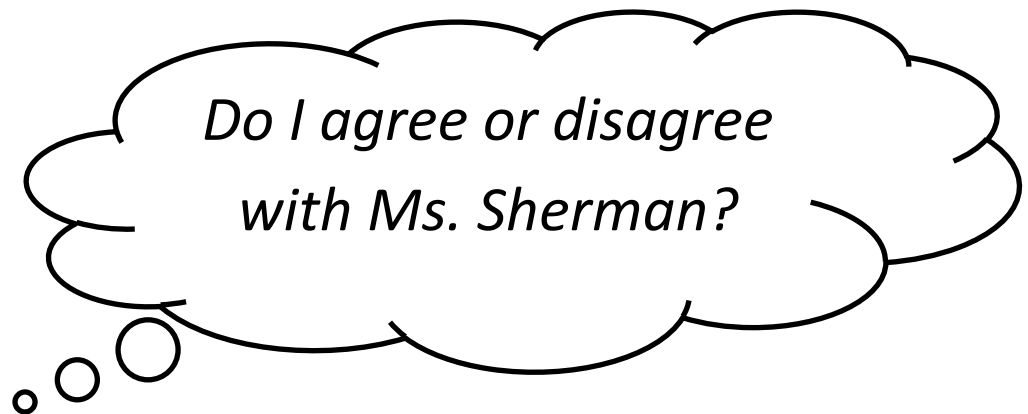

Yale

Princeton

Exploration:



Ms. Sherman says **the** pencil above measures 9 inches.



Name: _____

Week 34 Day 3 Date: _____

BCCS-B

Harvard

Yale

Princeton

Input (My Turn):

1. Draw a quadrilateral with 4 equal sides measuring 3 inches each. Label all sides

2. Draw a triangle with 1 right angle and 2 sides measuring 2 inches each.

Name: _____

Week 34 Day 3 Date: _____

BCCS-B

Harvard

Yale

Princeton

Guided Practice (Our Turn):

3. Draw a quadrilateral with only 1 set of parallel sides, no right angles, and the longest side measuring 4 inches.

4. Zaymir says that he drew a polygon with 2 sides and 2 angles. Can Sam be correct? Use pictures to help you explain your answer.

Name: _____

Week 34 Day 3 Date: _____

BCCS-B

Harvard

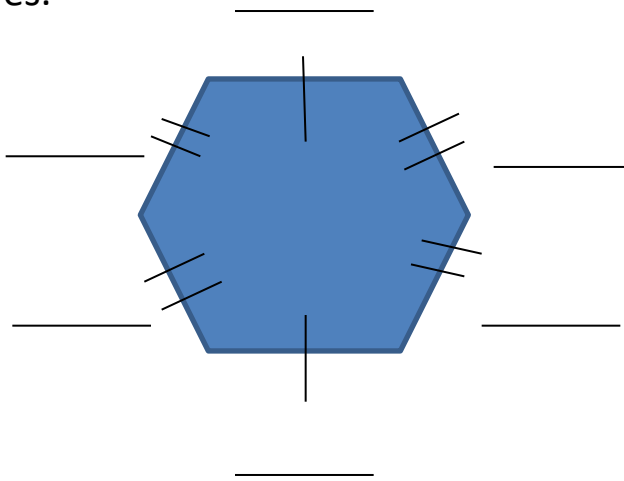
Yale

Princeton

Problem Set (Your Turn):

5. Draw a **hexagon** with 2 sides measuring 3 inches and 4 sides measuring 4 inches.
Label all sides.

6 sides



Name: _____


Week 34 Day 3 Date: _____


BCCS-B



Harvard

Yale

Princeton

✓ Who/what is this problem about? 

✓ How do we solve this problem? 

✓  Show and check your work completely. 

C Circle key numbers & units
What do I know?

U Underline the question
What am I being asked to solve?

B Box math clue words
Am I going to +, -, x, or ÷?

E Evaluate and Eliminate
What steps do I take?
What information don't I need?

S Solve and Show your work
Does my answer make sense?
How can I double check?

Created by
© 2015 Mrs. Page

Application:

Mrs. Page describes her shape. She says it has 3 equal sides that are each 4 centimeters in length. It has no right angles. Do your best to draw Mrs. Page's shape, and label the side lengths.

Name: _____

Week 34 Day 3 Date: _____

BCCS-B

Harvard

Yale

Princeton

Exit Ticket:

Use a **ruler** to help you draw a shape that matches the attributes of Cameron's shape. Label your drawing to explain your thinking. Cameron's shape has:

- 4 right angles
- 2 sets of parallel sides
- 2 sides measure 2 inches each
- 2 sides measure 5 inches each.

Name: _____

Week 34 Day 3 Date: _____

BCCS-B

Harvard

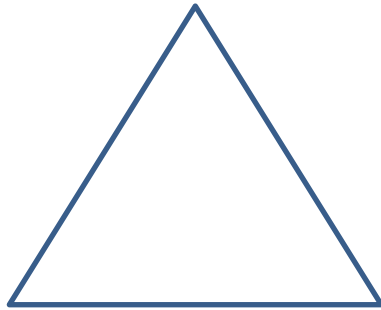
Yale

Princeton

Homework:

1. Draw a triangle that has no right angles.

Equilateral
triangle




2. Draw two different quadrilaterals that have 4 right angles.

3. Draw a quadrilateral with only 1 pair of parallel lines.

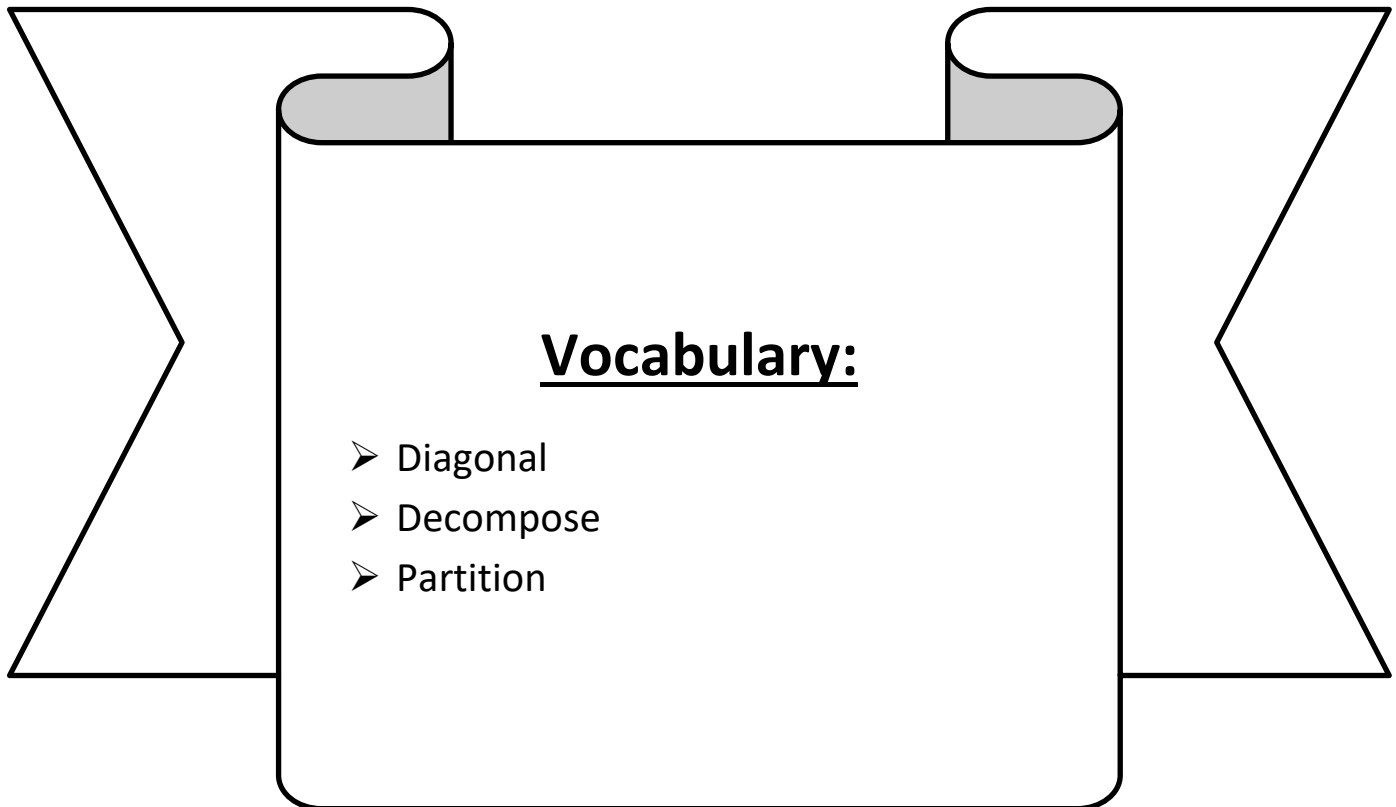


Day # 4



LEQ: How can I observe relationships between shapes?

Objective: I can decompose a square to create other shapes to observe the relationships between shapes.



Name: _____

Week 34 Day 4 Date: _____

BCCS-B


Harvard

Yale

Princeton

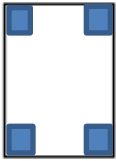
Do Now:

Polygons

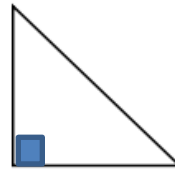


polygon name: **parallelogram**
number of sides: **4**
pairs of parallel sides: **2**
number of right angles: **0**

Fill in the blanks for each polygon.



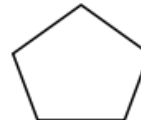
rectangle
polygon name: _____
number of sides: _____
pairs of parallel sides: _____
number of right angles: _____



_____ polygon name: _____
number of sides: _____
pairs of parallel sides: _____
number of right angles: _____



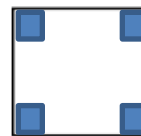
_____ polygon name: _____
number of sides: _____
pairs of parallel sides: _____
number of right angles: _____



_____ polygon name: _____
number of sides: _____
pairs of parallel sides: _____
number of right angles: _____



_____ polygon name: _____
number of sides: _____
pairs of parallel sides: _____
number of right angles: _____



_____ polygon name: _____
number of sides: _____
pairs of parallel sides: _____
number of right angles: _____

Name: _____

Week 34 Day 4 Date: _____


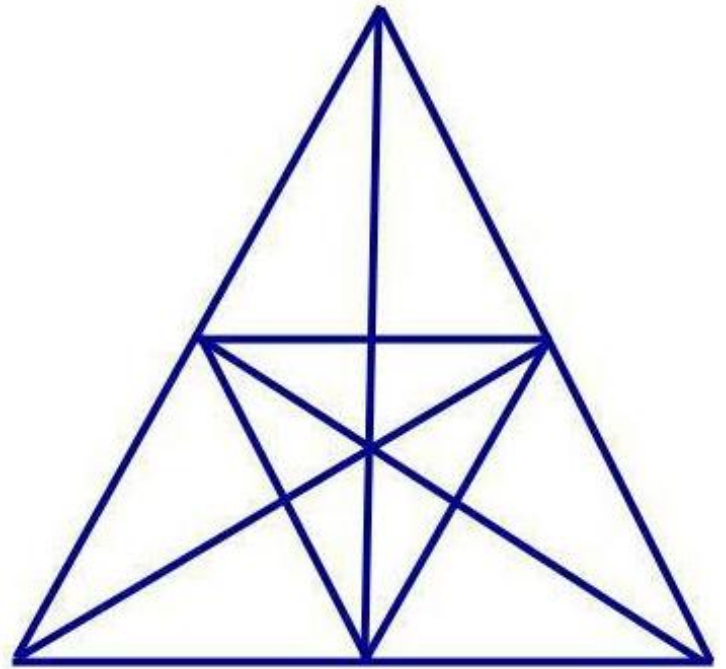
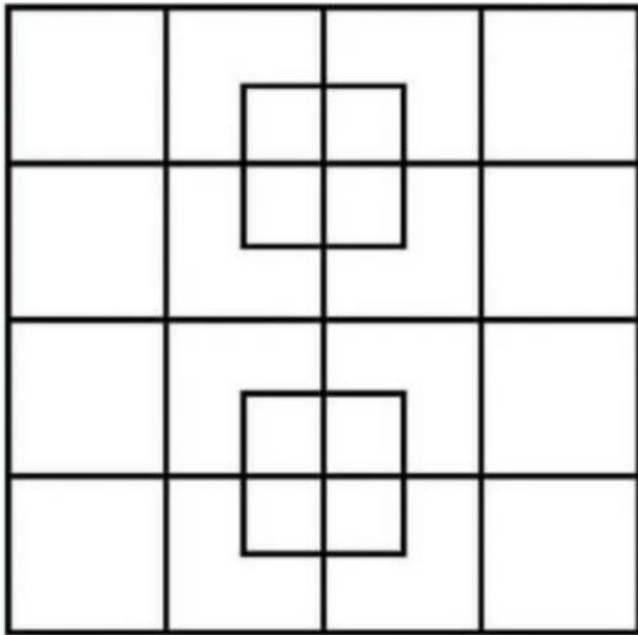
BCCS-B

Harvard

Yale

Princeton

Exploration:




How many squares are on the left and how many triangles are on the right?

Name: _____
BCCS-B

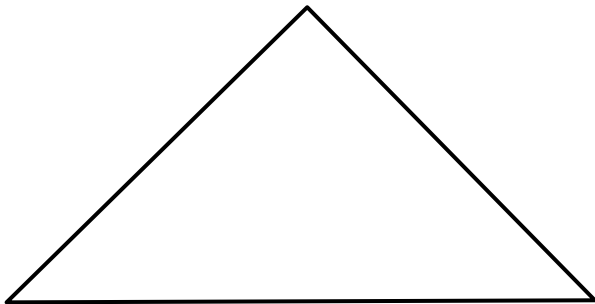
Week 34 Day 4 Date: _____
Harvard Yale Princeton

Input (My Turn):

1. Draw a line to divide the square below into 2 equal triangles. Draw and name the two shapes you created.



2. Draw a horizontal line across the middle of the triangle below. Draw and name the two shapes you created.



Name: _____
BCCS-B

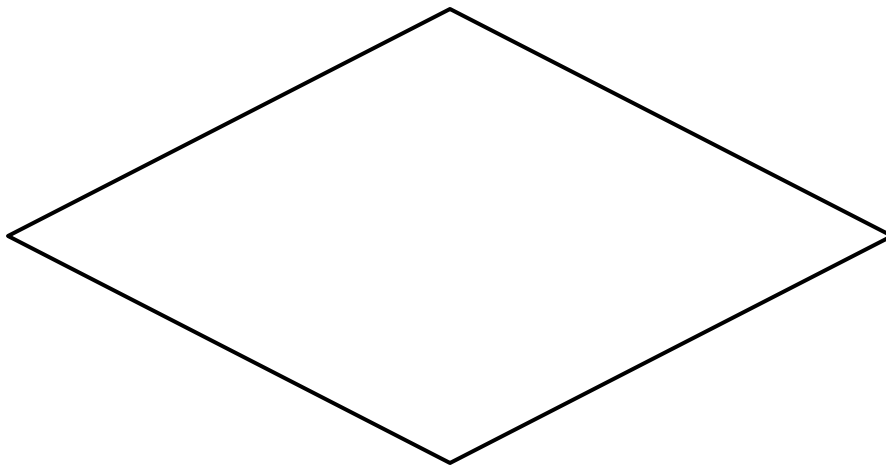
Week 34 Day 4 Date: _____
Harvard Yale Princeton

Guided Practice (Our Turn):

3. Draw 2 vertical lines to create 3 shapes with right angles. Label the right angles.



4. Draw 1 line to divide the quadrilateral below into 1 pentagon and 1 triangle.



Name: _____

Week 34 Day 4 Date: _____

BCCS-B


Harvard

Yale

Princeton

Problem Set (Your Turn):

5. Draw 2 lines to divide the square below into 1 rectangle and 2 triangles with right angles.



Name: _____


Week 34 Day 4 Date: _____


BCCS-B



Harvard

Yale

Princeton

✓ Who/what is this problem about? 

✓ How do we solve this problem? 

✓  Show and check your work completely. 

C Circle key numbers & units
What do I know?

U Underline the question
What am I being asked to solve?

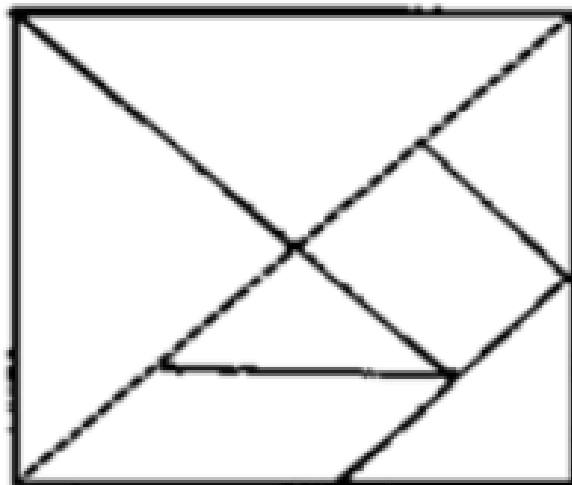
B Box math clue words
Am I going to +, -, x, or ÷?

E Evaluate and Eliminate
What steps do I take?
What information don't I need?

S Solve and Show your work
Does my answer make sense?
How can I double check?

Application:

Ms. Maisebacher says that there are 5 triangles in the shape below. Mrs. Mercado says there are 6. Who is correct? Why?



Name: _____

Week 34 Day 4 Date: _____

BCCS-B

Harvard

Yale


Princeton

Exit Ticket:

Add two triangles to the shape below to make it have 2 pairs of parallel lines and 4 right angles.



Draw 4 lines to divide the square below into 8 equal triangles.



Name: _____ Week 34 Day 4 Date: _____

BCCS-B

Harvard

Yale

Princeton

Homework:

Draw 1 line to create 2 copies of Mrs. Blomgren's mystery polygon.

Clues:


- EXACTLY 2 right angles
- EXACTLY 1 pair of parallel lines
- Irregular quadrilateral

Hint: The line you draw should not be completely horizontal or vertical.



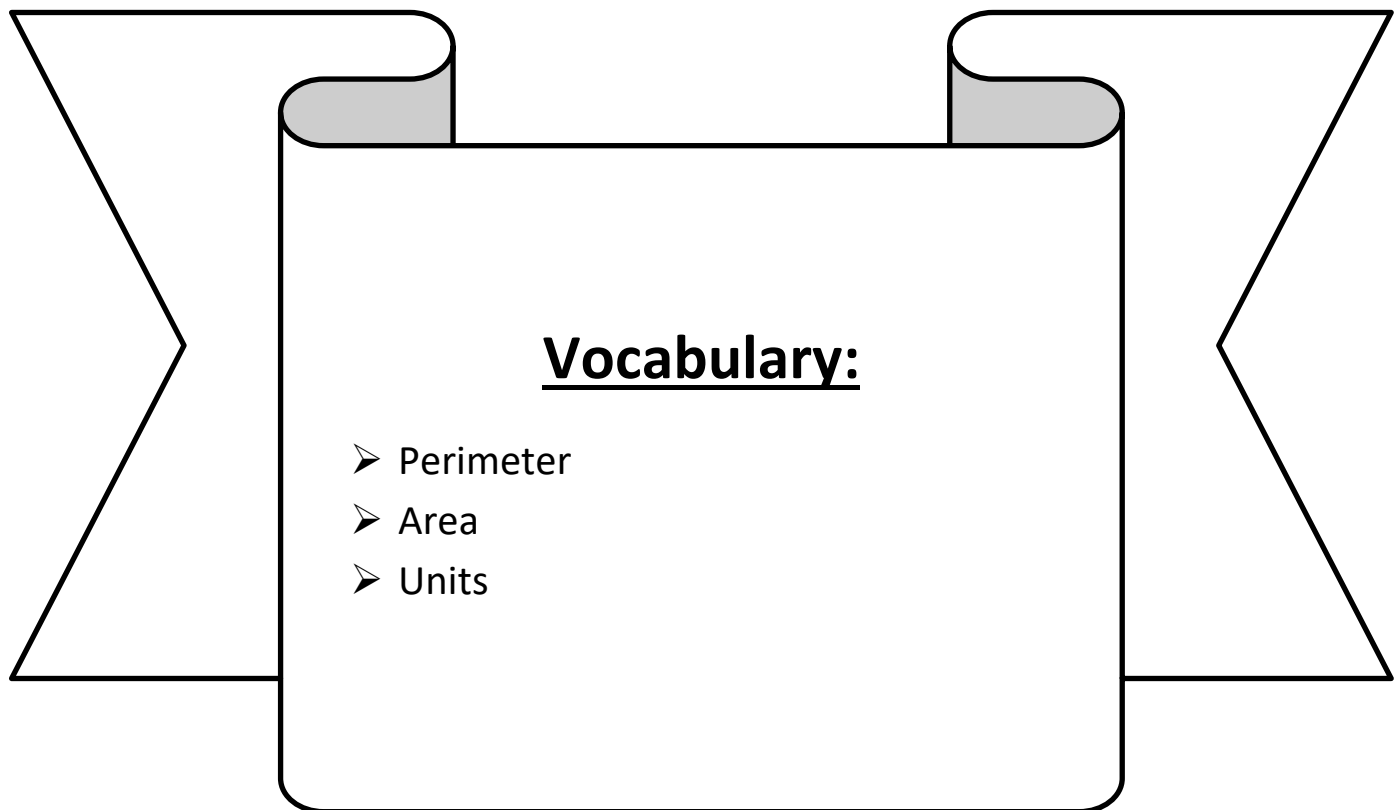


Day # 5



LEQ: What is perimeter and how is it different from area?

Objective: I can follow a set of rules and trace a shape to understand its perimeter.



Name: _____

Week 34 Day 5 Date: _____

BCCS-B

Harvard

Yale

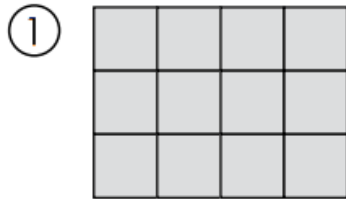
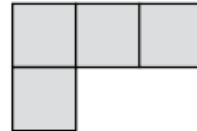
Princeton

Do Now:


Area

Area is the number of **square units** that will fit inside a figure.

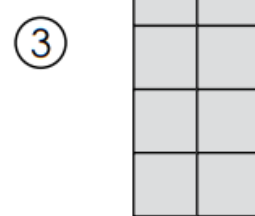
The area of this figure is **4 square units**.



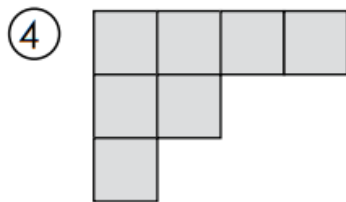
Area = 12 square units



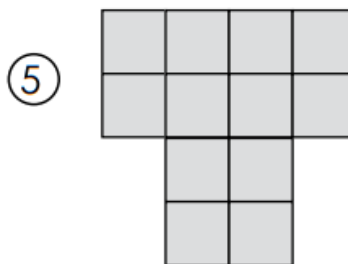
Area = _____



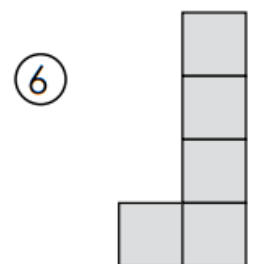
Area = _____



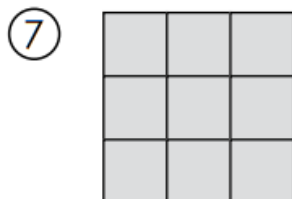
Area = _____



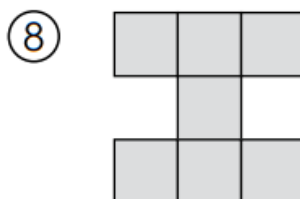
Area = _____



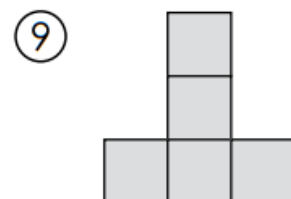
Area = _____



Area = _____



Area = _____



Area = _____

Name: _____

Week 34 Day 5 Date: _____

BCCS-B

Harvard


Yale

Princeton

Exploration:



The area of Mrs. Page's pool floor is 360 square feet. She wants to put a fence around the pool to keep it safe. Her daughter Maggie tells her to buy 360 feet of fencing. Do you agree or disagree with Maggie? Why?



What does area measure in a shape?

Name: _____

Week 34 Day 5 Date: _____

BCCS-B

Harvard

Yale

Princeton

Input (My Turn):

While area measures the amount of space inside a shape, a shape's

_____ tells us the distance around it.

Let's trace the part of the shape that shows the perimeter and shade in the part of

the shape that shows the area.

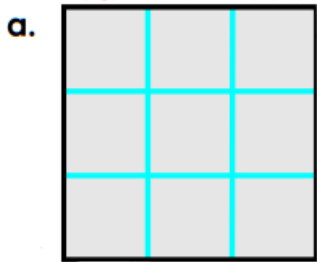
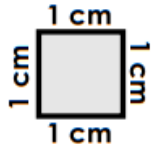


Area	Perimeter

Name: _____
BCCS-B

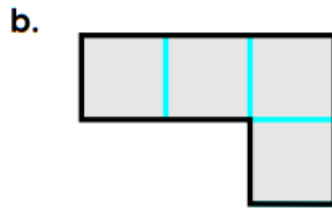
Week 34 Day 5 Date: _____
Harvard Yale Princeton

Guided Practice (Our Turn):



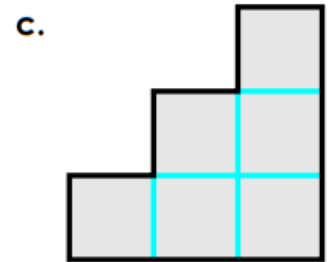
A = _____ sq cm

P = _____ cm



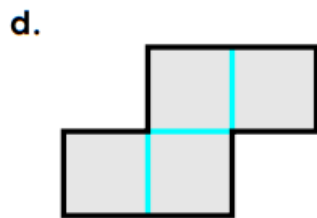
A = _____ sq cm

P = _____ cm



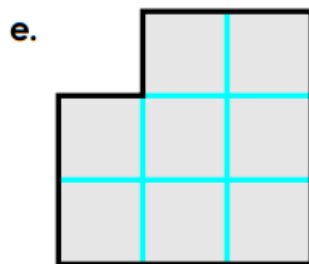
A = _____ sq cm

P = _____ cm



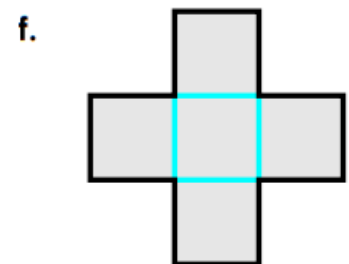
A = _____ sq cm

P = _____ cm



A = _____ sq cm

P = _____ cm



A = _____ sq cm

P = _____ cm

Name: _____

Week 34 Day 5 Date: _____

BCCS-B

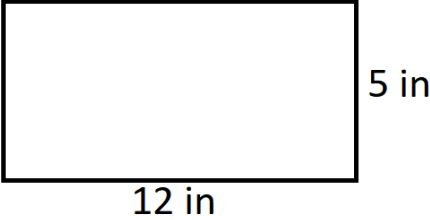

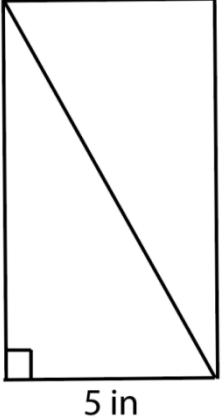
Harvard

Yale

Princeton

Problem Set (Your Turn):

Find the area and perimeter of each rectangle below.

Shape	Area (square inches)	Perimeter (inches)
		
		
		

Name: _____


Week 34 Day 5 Date: _____


BCCS-B



Harvard

Yale

Princeton

✓ Who/what is this problem about? 

✓ How do we solve this problem? 

✓  Show and check your work completely. 

C Circle key numbers & units
What do I know?

U Underline the question
What am I being asked to solve?

B Box math clue words
Am I going to +, -, x, or ÷?

E Evaluate and Eliminate
What steps do I take?
What information don't I need?

S Solve and Show your work
Does my answer make sense?
How can I double check?

Application:

Mic'Ky wants to start a garden in our school. His garden will measure 8 feet by 6 feet. Sai'Ziere thinks Mic'Ky should buy 48 feet of fencing. Kenny thinks he should buy 28 feet of fencing. Who is correct? Show your thinking.

Name: _____

Week 34 Day 5 Date: _____

BCCS-B

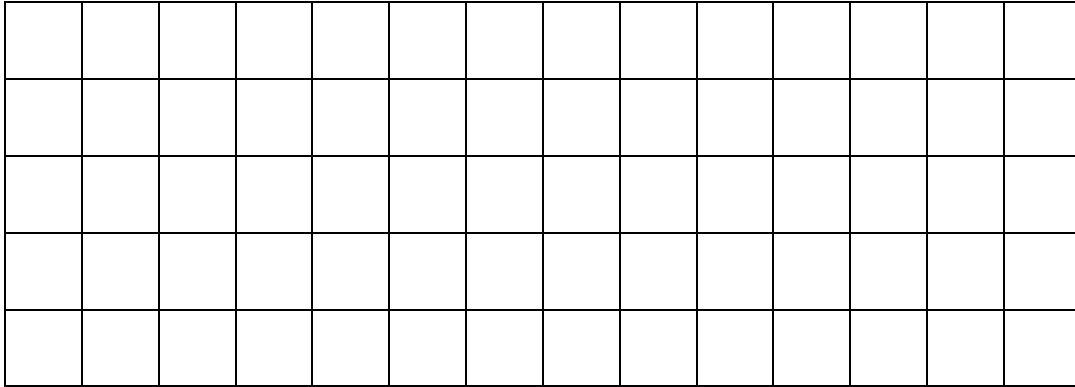
Harvard

Yale

Princeton

Exit Ticket:

Draw a rectangle with an area of 18 square units on the grid below.




- Shade in the area.
- Label the side lengths
- Find the perimeter



Name _____

3rd Grade Modified Math Remote Learning Packet

Week 35



Dear Educator,

My signature is proof that I have reviewed my scholar's work and supported him to the best of my ability to complete all assignments.


(Parent Signature)

(Date)

Parents please note that all academic packets are also available on our website at www.brighterchoice.org under the heading "Remote Learning." All academic packet assignments are mandatory and must be completed by all scholars.

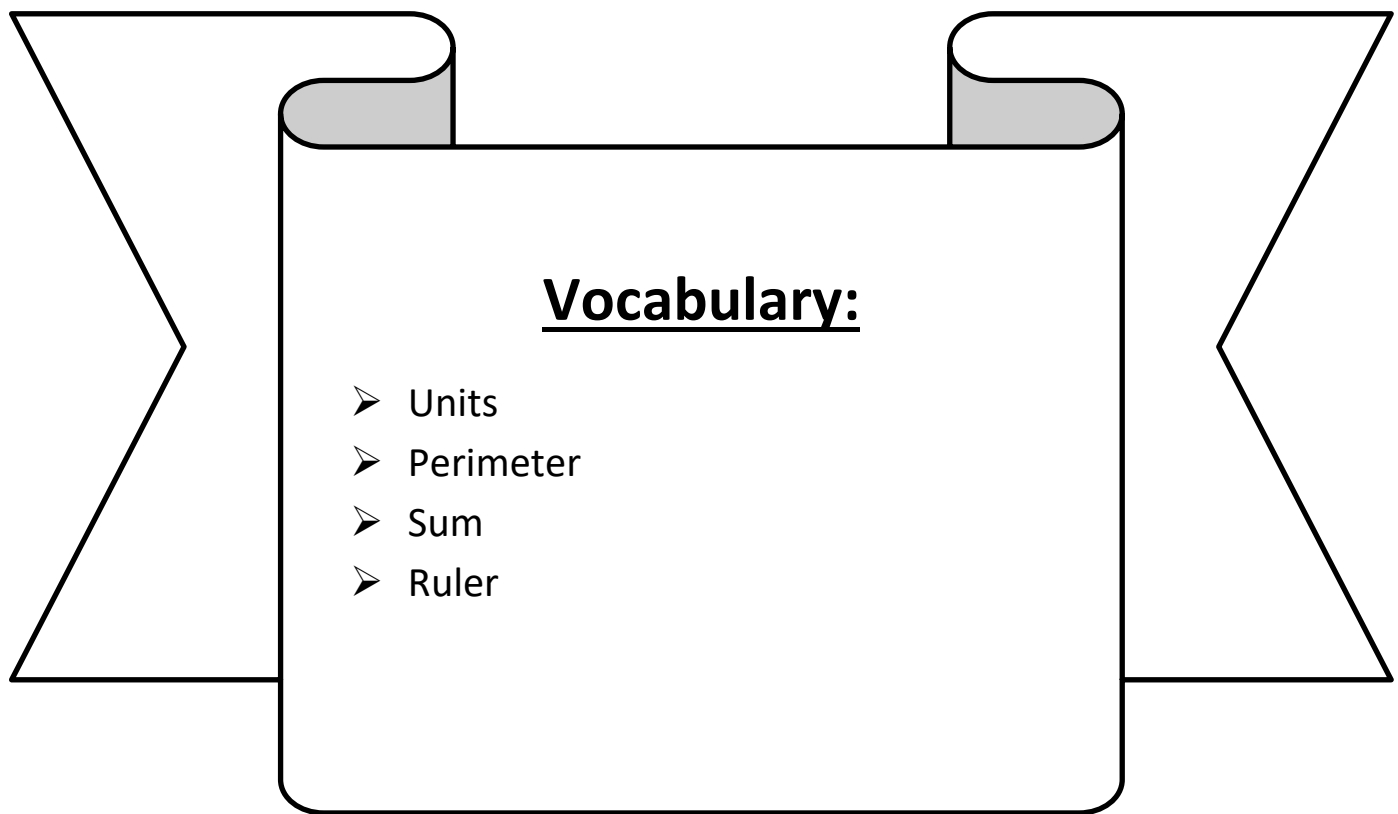


Day # 1



LEQ: How can I find the length of a shape's side to find its perimeter?

Objective: I can use a ruler to measure all sides and add the side lengths to find its perimeter.



Name: _____

Week 35 Day 1 Date: _____

BCCS-B

Harvard

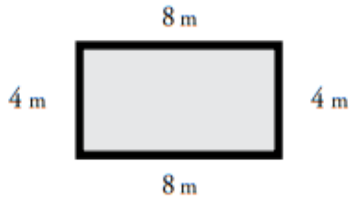
Yale

Princeton

Do Now:

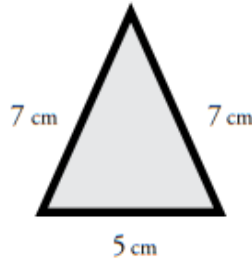
Find the perimeter of each polygon.

a.



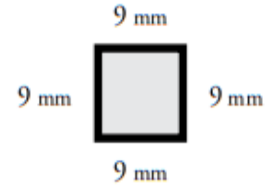
Perimeter = _____

b.



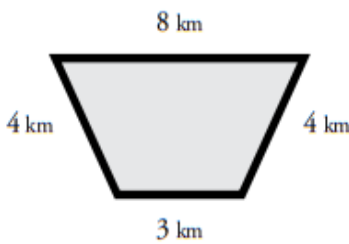
Perimeter = _____

c.



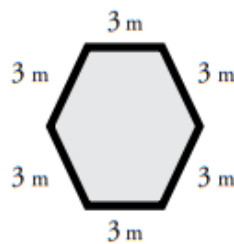
Perimeter = _____

d.



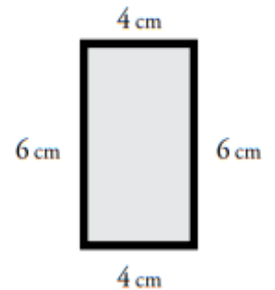
Perimeter = _____

e.



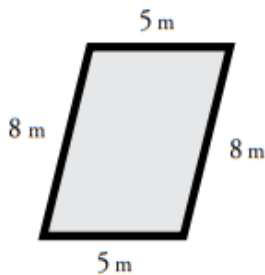
Perimeter = _____

f.



Perimeter = _____

g.



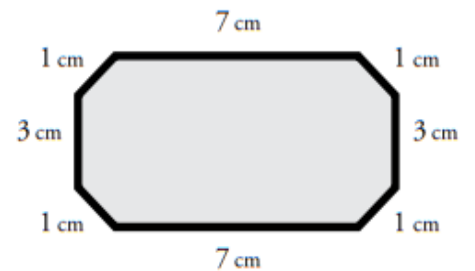
Perimeter = _____

h.



Perimeter = _____

i.



Perimeter = _____

Name: _____ Week 35 Day 1 Date: _____

BCCS-B


Harvard

Yale

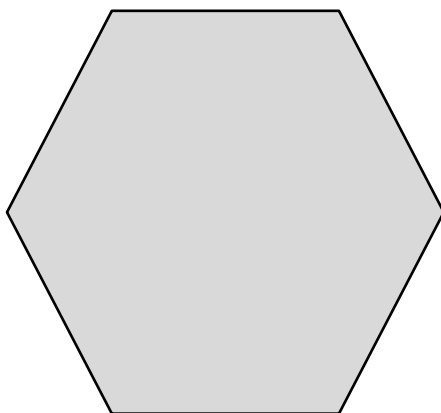
Princeton

Input (My Turn):

Measure and label the side lengths of the shapes below in centimeters. Then, find the perimeter of each shape.



Perimeter = _____
= _____ cm



Perimeter = _____
= _____ cm

Name: _____

Week 35 Day 1 Date: _____

BCCS-B

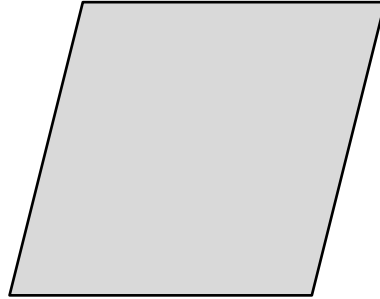
Harvard

Yale

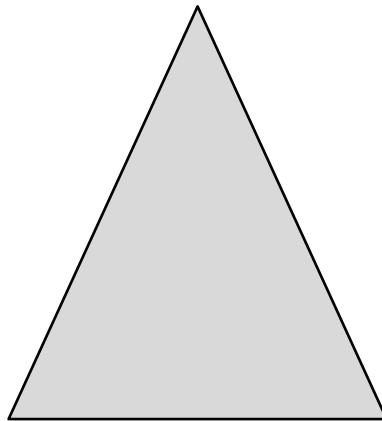
Princeton

Guided Practice (Our Turn):

Measure and label the side lengths of the shapes below in centimeters. Then, find the perimeter of each shape.



Perimeter = _____
= _____ cm



Perimeter = _____
= _____ cm

Name: _____ Week 35 Day 1 Date: _____

BCCS-B

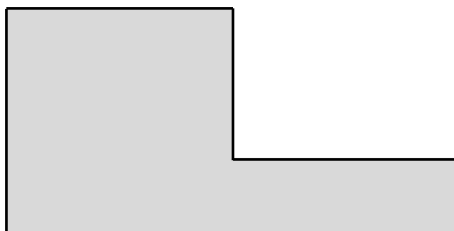
Harvard

Yale


Princeton

Problem Set (Your Turn):

Measure and label the side lengths of the shapes below in centimeters. Then, find the perimeter of each shape.



Perimeter = _____
= _____ cm



Perimeter = _____
= _____ cm

Name: _____


Week 35 Day 1 Date: _____


BCCS-B



Harvard

Yale

Princeton

✓ Who/what is this problem about? 

✓ How do we solve this problem? 

✓  Show and check your work completely. 

C Circle key numbers & units
What do I know?

U Underline the question
What am I being asked to solve?

B Box math clue words
Am I going to +, -, x, or ÷?

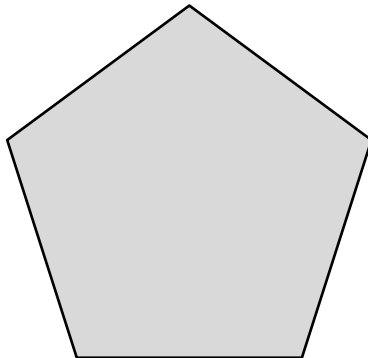
E Evaluate and Eliminate
What steps do I take?
What information don't I need?

S Solve and Show your work
Does my answer make sense?
How can I double check?

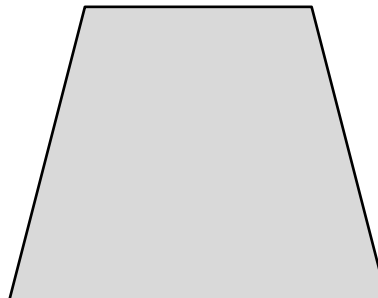
Application:

Shahidullah and Peter draw the shapes shown below. Measure and label the side lengths in centimeters. Whose shape has a greater perimeter? How do you know?

Shahidullah's Shape



Peter's Shape



Name: _____

Week 35 Day 1 Date: _____

BCCS-B


Harvard

Yale

Princeton

Exit Ticket:

Measure and label the side lengths of the shape below in centimeters. Then, find the perimeter.



Perimeter = _____

= _____ cm

Name: _____

Week 35 Day 1 Date: _____

BCCS-B

Harvard

Yale

Princeton

Homework:

Add side lengths to find the perimeter.

1)

9 cm

3 cm



3 cm

9 cm

Perimeter = 24 cm

2)

6 in



4 in

Perimeter = _____ in

3)

7 ft



7 ft

Perimeter = _____ ft

4)

10 m



4 m

Perimeter = _____ m

5)

8 m



7 m

Perimeter = _____ m

6)

20 cm




20 cm

Perimeter = _____ cm

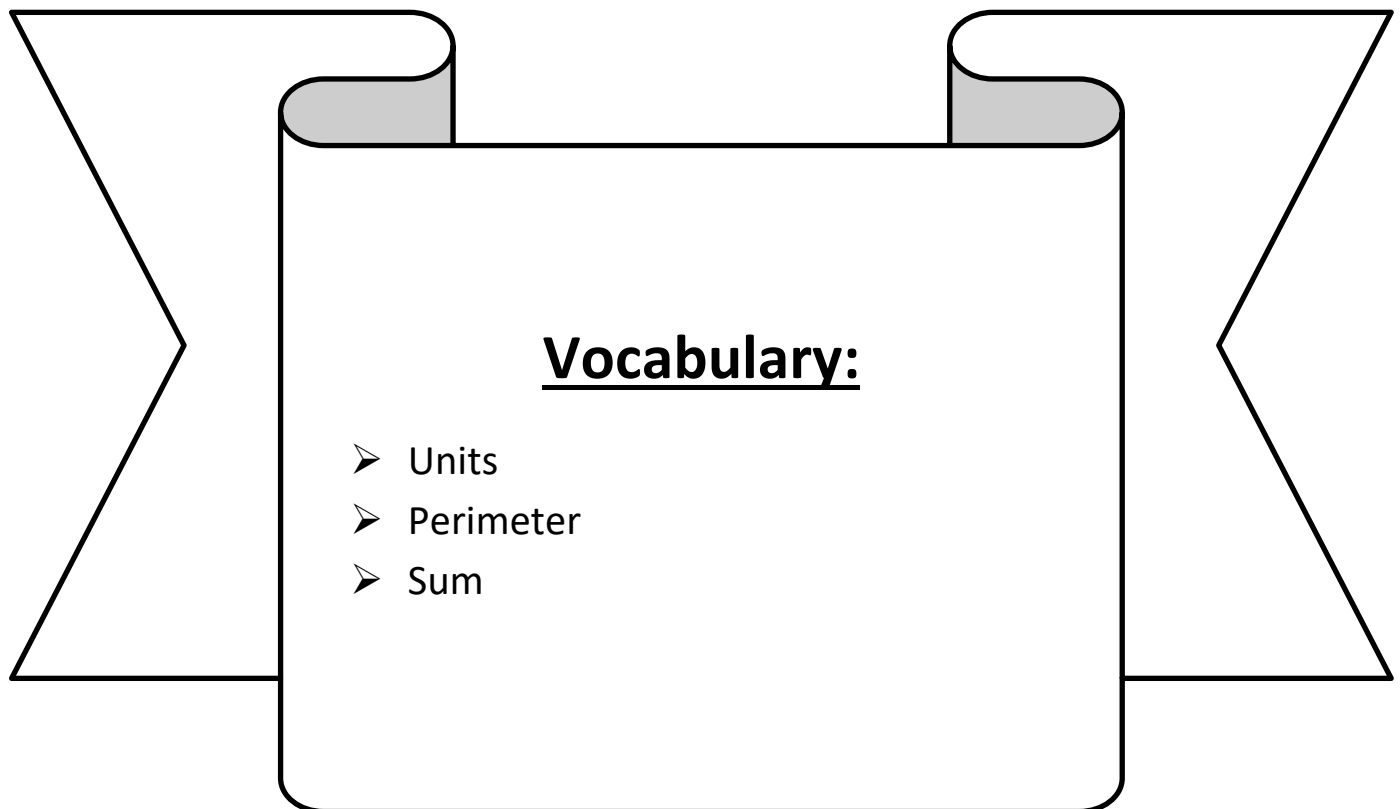


Day # 2



LEQ: How can I explore perimeter as an attribute of plane figures and solve problems?

Objective: I can add side lengths of any given shape to explore perimeter as an attribute of plane figures and solve problems.



Name: _____

Week 35 Day 2 Date: _____

BCCS-B

Harvard

Yale

Princeton

Do Now:

Mrs. Mclean wants to put a fence around her back yard.

Should she find the area or the perimeter? Find the area and the perimeter of her back yard.

10 Feet



8 Feet

Area: _____ square ft

Perimeter: _____ ft

Name: _____

Week 35 Day 2 Date: _____

BCCS-B

Harvard

Yale

Princeton

Input (My Turn):

Perimeter

The distance around a shape

This is Perry the Perimeter bug! He loves to run bug races around the bug race track!

5 in.
3 in. 3 in.
5 in.

To find how far Perry runs (the perimeter), add up the sides!
 $5 + 5 + 3 + 3 = 16$ inches around

While the area of a shape is the space that's inside in square units, a shape's _____ is the distance around it in the given unit. To find the perimeter of a square with a side length of 4 inches, I would add 4 inches + 4 inches + 4 inches + 4 inches to get a perimeter of _____ inches.

Name: _____

Week 35 Day 2 Date: _____

BCCS-B

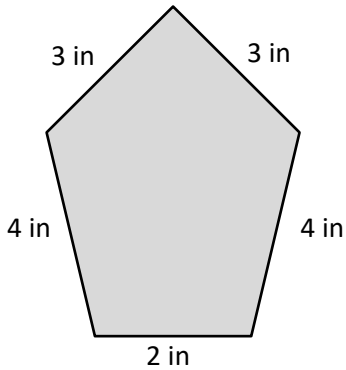
Harvard

Yale

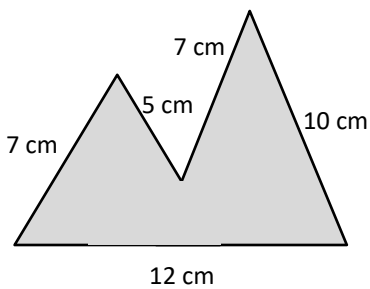
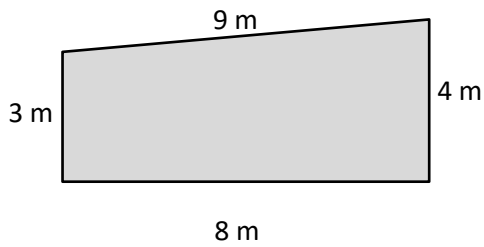
Princeton

Input (My Turn):

Name each irregular polygon. Then write an equation to find its perimeter in the given unit.



Hexagon
 $3 + 3 + 4 + 4 + 2 = 16$ inches



Name: _____

Week 35 Day 2 Date: _____

BCCS-B

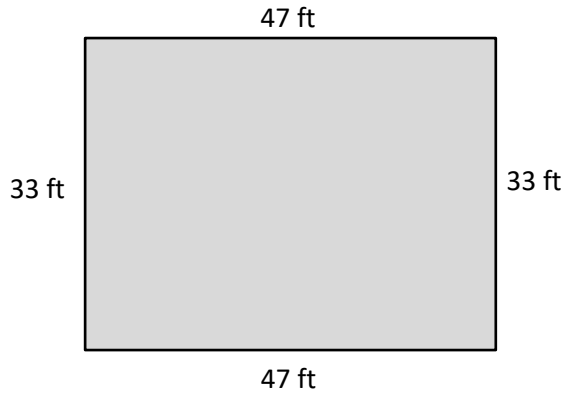
Harvard

Yale

Princeton

Guided Practice (Our Turn):

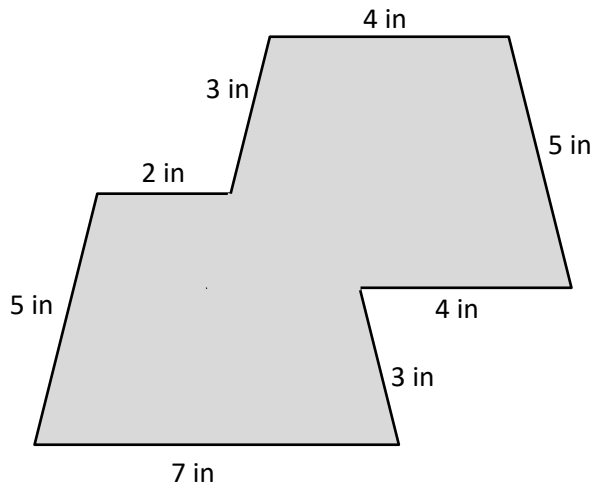
1. Justin's rectangular garden is 33 feet long and 47 feet wide. What is the perimeter of Justin's garden?



Add up all the sides

160 feet

2. What is the area of the shape below?



Name: _____

Week 35 Day 2 Date: _____

BCCS-B

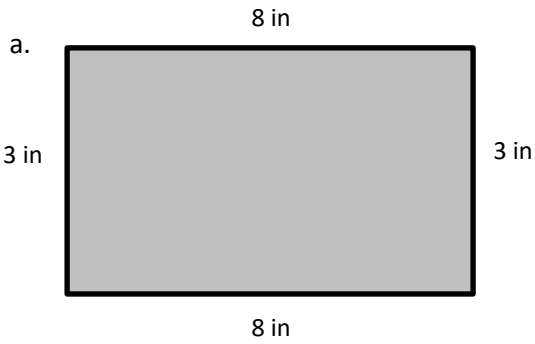
Harvard

Yale

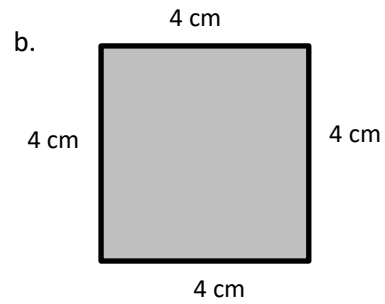
Princeton

Problem Set (Your Turn):

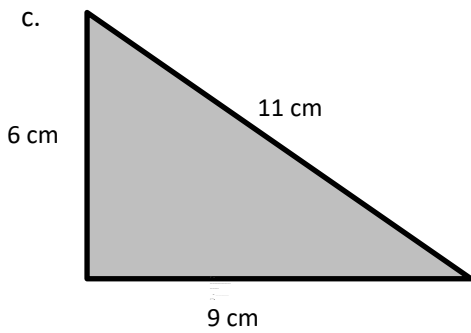
1. Find the perimeter of the following shapes.



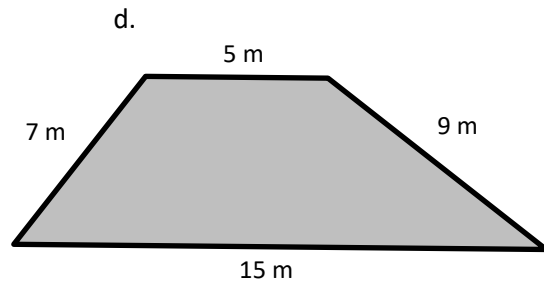
$$P = 3 \text{ in} + 8 \text{ in} + 3 \text{ in} + 8 \text{ in}$$
$$= \underline{\hspace{2cm}} \text{ in}$$



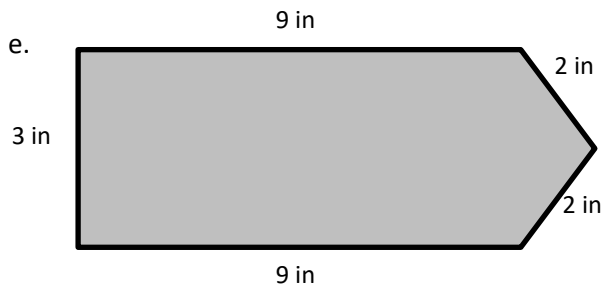
$$P = \underline{\hspace{1cm}} \text{ cm} + \underline{\hspace{1cm}} \text{ cm} + \underline{\hspace{1cm}} \text{ cm} + \underline{\hspace{1cm}} \text{ cm}$$
$$= \underline{\hspace{2cm}} \text{ cm}$$



$$P = \underline{\hspace{1cm}} \text{ cm} + \underline{\hspace{1cm}} \text{ cm} + \underline{\hspace{1cm}} \text{ cm}$$
$$= \underline{\hspace{2cm}} \text{ cm}$$



$$P = \underline{\hspace{1cm}} \text{ m} + \underline{\hspace{1cm}} \text{ m} + \underline{\hspace{1cm}} \text{ m} + \underline{\hspace{1cm}} \text{ m}$$
$$= \underline{\hspace{2cm}} \text{ m}$$



$$P = \underline{\hspace{1cm}} \text{ in} + \underline{\hspace{1cm}} \text{ in} + \underline{\hspace{1cm}} \text{ in} + \underline{\hspace{1cm}} \text{ in} + \underline{\hspace{1cm}} \text{ in}$$
$$= \underline{\hspace{2cm}} \text{ in}$$

Name: _____


Week 35 Day 2 Date: _____


BCCS-B



Harvard

Yale

Princeton

✓ Who/what is this problem about? 

✓ How do we solve this problem? 

✓  Show and check your work completely. 

C Circle key numbers & units
What do I know?

U Underline the question
What am I being asked to solve?

B Box math clue words
Am I going to +, -, x, or ÷?

E Evaluate and Eliminate
What steps do I take?
What information don't I need?

S Solve and Show your work
Does my answer make sense?
How can I double check?

Application:

Messiah's mystery shape has a perimeter of 22 inches and an area of 18 square inches. Draw his shape below and label the side lengths.

Name: _____

Week 35 Day 2 Date: _____

BCCS-B

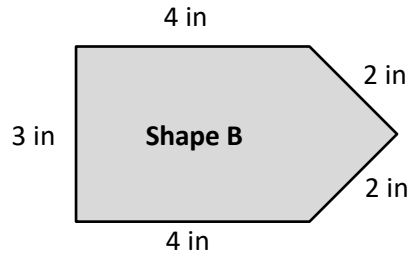
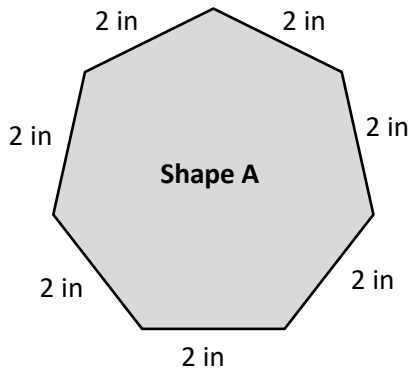
Harvard

Yale

Princeton

Exit Ticket:

Which shape below has the greater perimeter? Show your thinking.



Name: _____

Week 35 Day 2 Date: _____

BCCS-B

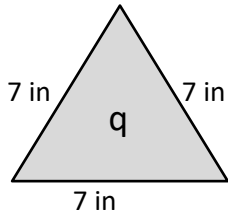
Harvard

Yale

Princeton

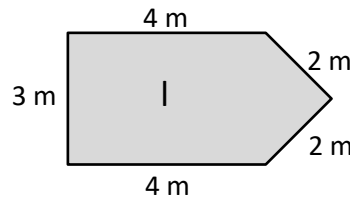
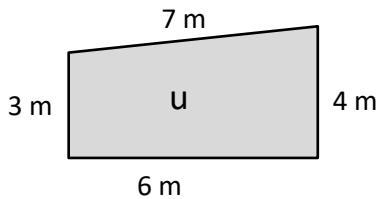
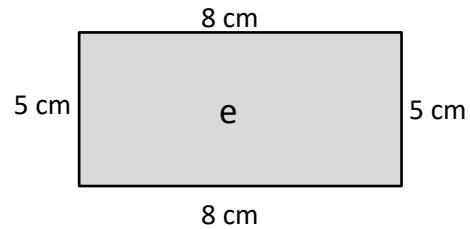
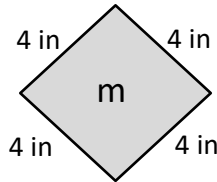
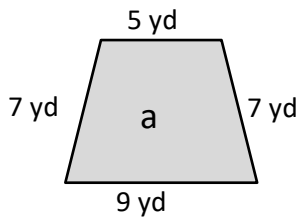
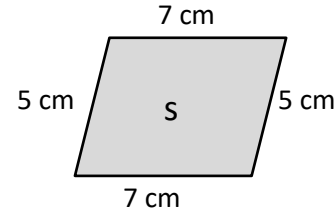
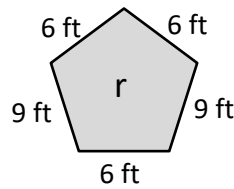
Homework:

Find the perimeters of the shapes below. Include the units in your equations. Match the letter inside each shape to its perimeter to solve the riddle. The first one has been done for you.



$$P = 7 \text{ in} + 7 \text{ in} + 7 \text{ in}$$

$$P = 21 \text{ in}$$




What kind of meals do math teachers eat?

_____ !
 24 21 20 28 36 26 16 26 28 15 24



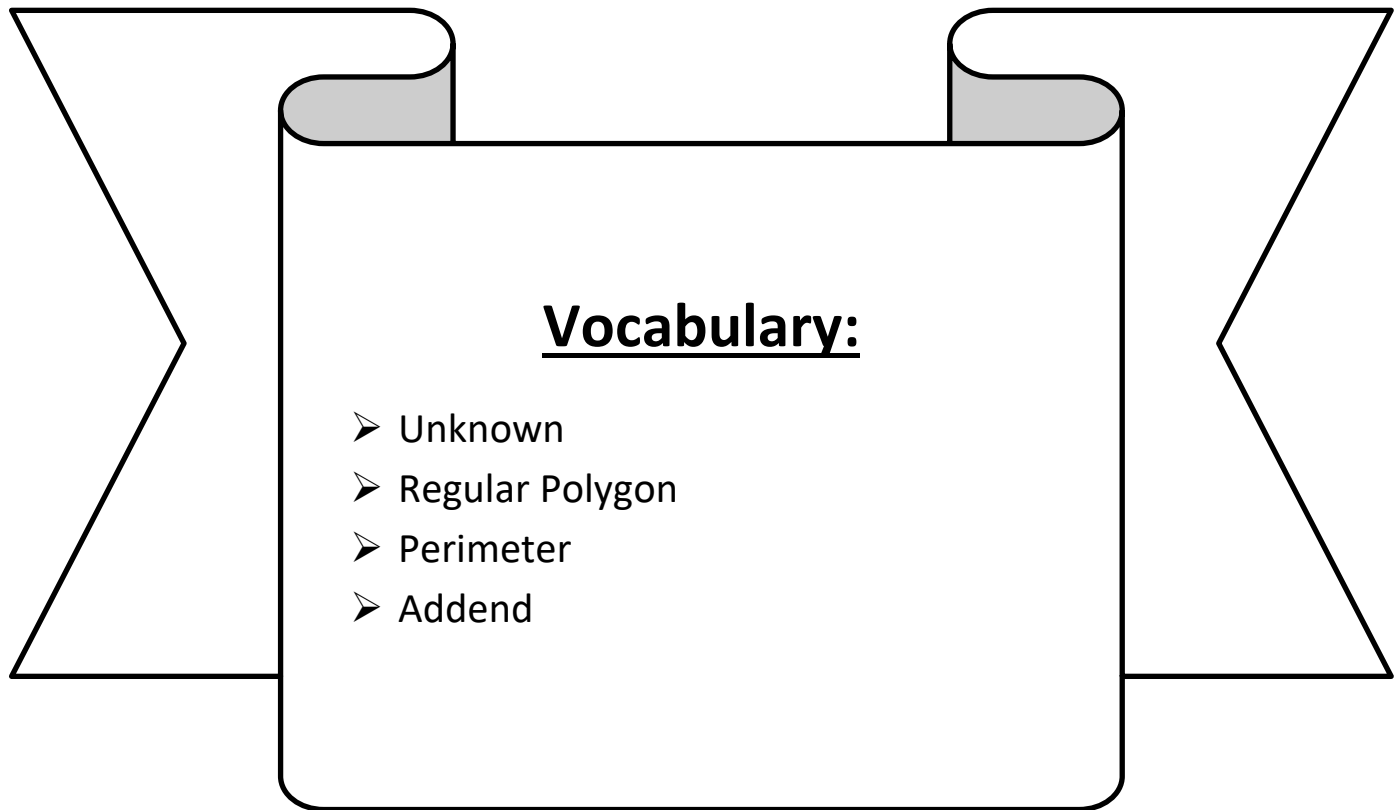


Day # 3



LEQ: How I can I determine the perimeter of regular polygons and rectangles when whole number measurements are unknown?

Objective: I can apply the rules about regular polygons to determine the perimeter with unknown measurements.



Name: _____

Week 35 Day 3 Date: _____

BCCS-B

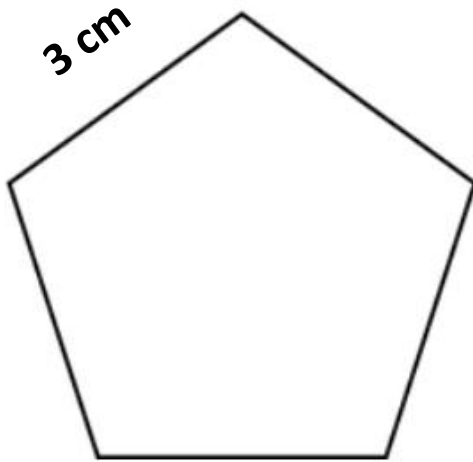
Harvard

Yale

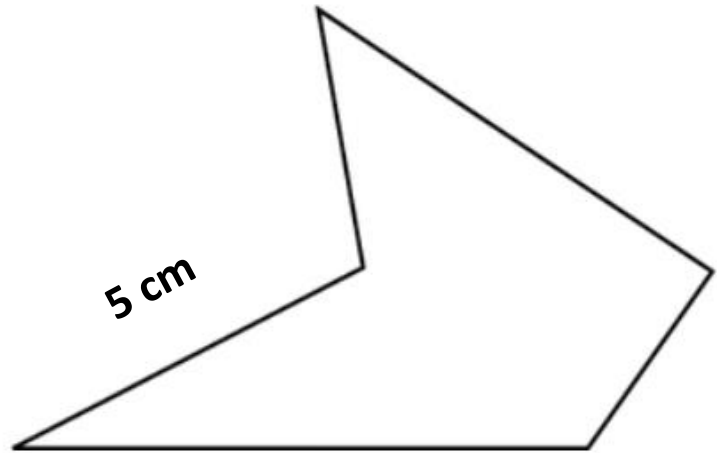
Princeton

Exploration:


Regular Pentagon



Irregular Pentagon



Do I have enough information to find the perimeter of each pentagon?



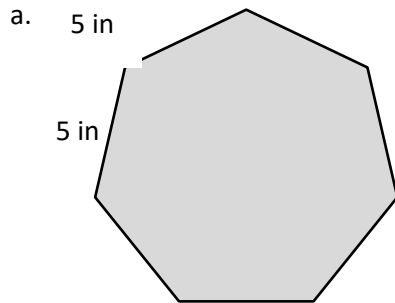
Name: _____
BCCS-B

Week 35 Day 3 Date: _____
Harvard Yale Princeton

Input (My Turn):

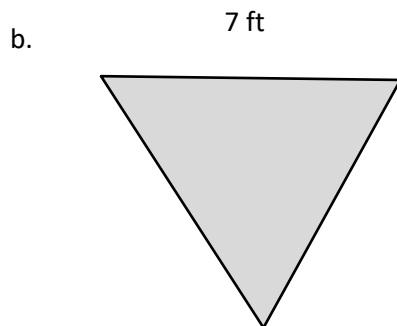
Regular polygons have equal _____ sides _____ and angles, so you only need the measurement of one side to find the perimeter of the entire shape.

1. Label the unknown side lengths of the regular shapes below. Then, find the perimeter of each shape.



Perimeter = _____ in

Addition	Multiplication
$5 + 5 + 5 + 5 + 5 + 5 + 5$	$5 \times 7 =$



Perimeter = _____ ft

Addition	Multiplication

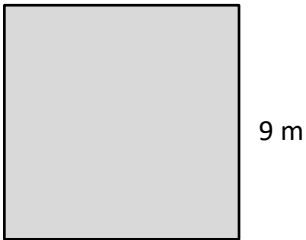
Name: _____
BCCS-B

Week 35 Day 3 Date: _____
Harvard Yale Princeton

Guided Practice (Our Turn):

1. Label the unknown side lengths of the regular shapes below. Then, find the perimeter of each shape.

c.

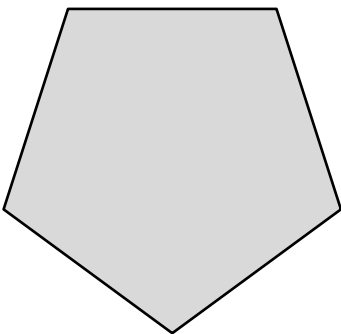


Perimeter = _____ m

Addition	Multiplication
	9 x 4 =

d.

6 in



Perimeter = _____ in

Addition	Multiplication

Name: _____

Week 35 Day 3 Date: _____

BCCS-B

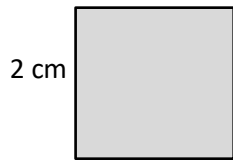
Harvard

Yale

Princeton

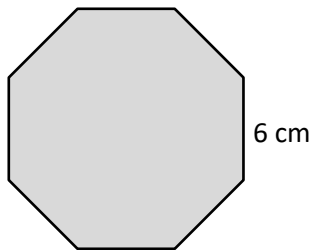
Problem Set (Your Turn):

1. Label the unknown side lengths of the square below. Then, find the perimeter of the square.



Perimeter = _____ cm

2. David draws a regular octagon and labels a side length as shown below. Find the perimeter of David's octagon.



----- + ----- + ----- + ----- + ----- + ----- + ----- + ----- =

Name: _____


Week 35 Day 3 Date: _____


BCCS-B



Harvard

Yale

Princeton

✓ Who/what is this problem about? 

✓ How do we solve this problem? 

✓  Show and check your work completely. 

C Circle key numbers & units
What do I know?

U Underline the question
What am I being asked to solve?

B Box math clue words
Am I going to +, -, x, or ÷?

E Evaluate and Eliminate
What steps do I take?
What information don't I need?

S Solve and Show your work
Does my answer make sense?
How can I double check?

Application:

Mr. Thompson draws a regular hexagon on the board. One of the sides measures 4 centimeters. Gaius and Xaiden find the perimeter. Their work is shown below. Whose work is correct? Explain your answer.

Gaius's Work

Perimeter = 4 cm + 4 cm + 4 cm + 4 cm + 4 cm + 4 cm

Perimeter = 24 cm

Xaiden's Work

Perimeter = 6 × 4 cm

Perimeter = 24 cm

When I look at both math problems I can see

Name: _____

Week 35 Day 3 Date: _____

BCCS-B

Harvard

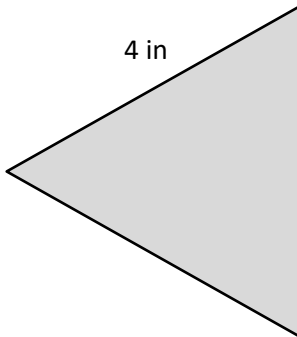
Yale

Princeton

Exit Ticket:

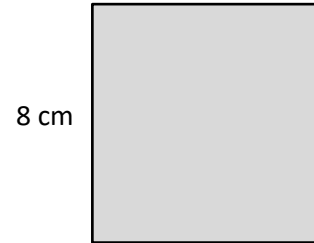
Label the unknown **side lengths** of the regular shapes below. Then, **find the perimeter of each shape.**

a.



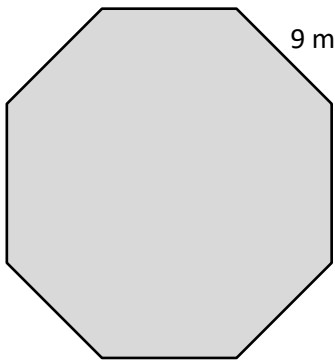
Perimeter = _____ in

b.



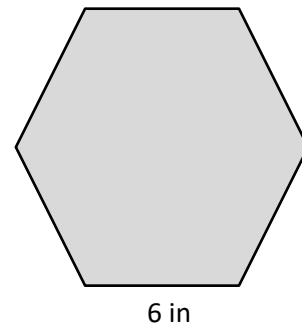
Perimeter = _____ cm

c.



Perimeter = _____ m

d.



Perimeter = _____ in

Name: _____

Week 35 Day 3 Date: _____

BCCS-B

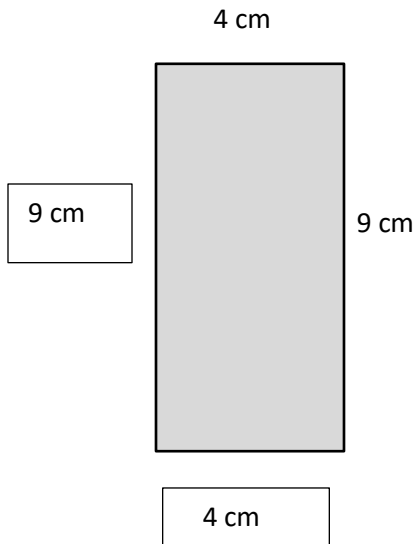
Harvard

Yale

Princeton

Homework:

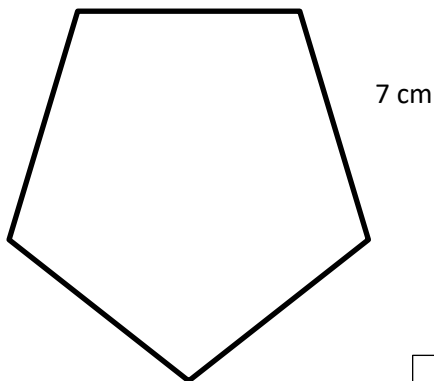
1. Label the unknown side lengths of the rectangle below. Then, find the perimeter of the rectangle.



Perimeter = _____ cm

----- + ----- + ----- + ----- =

2. Bari draws a **regular pentagon** and labels a side length as shown below. Find the perimeter of Bari's pentagon.




All sides are the same length

_____ + _____ + _____ + _____ + _____ =

Perimeter _____ cm.

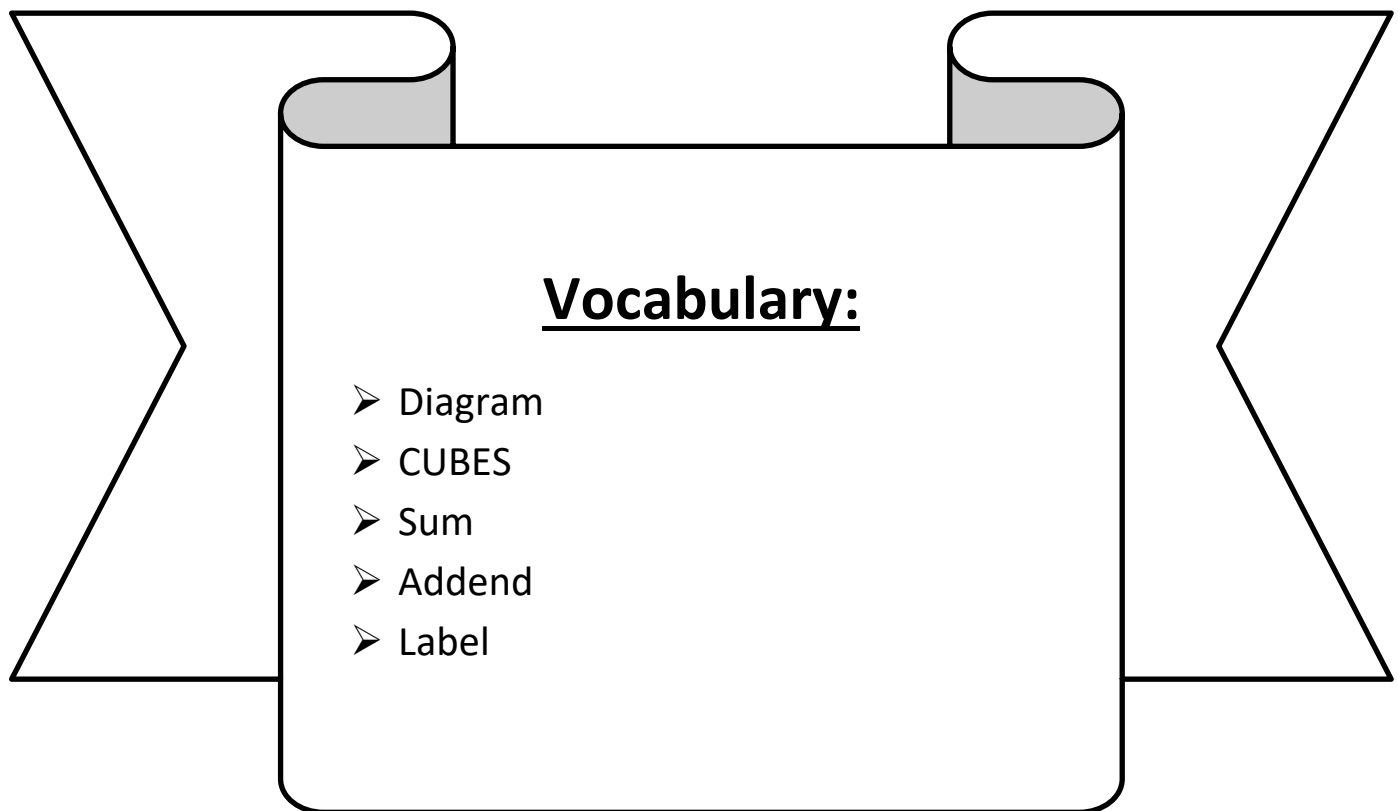


Day # 4



LEQ: How can I find the perimeter of a polygon without a diagram?

Objective: I can use side lengths and apply rules to draw polygons and find their perimeter.



Name: _____

Week 35 Day 4 Date: _____

BCCS-B

Harvard

Yale

Princeton

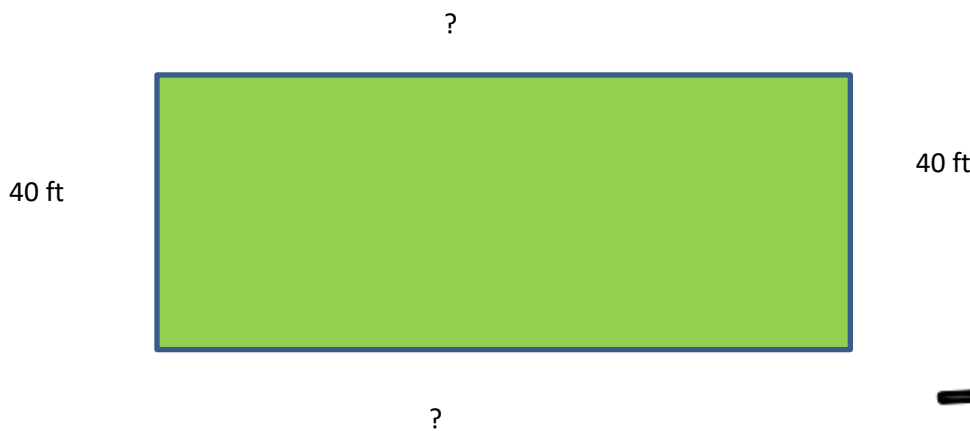
Exploration:

A rectangular garden has a perimeter of 180 feet.

The north side of the garden is 40 feet.

What is the length of the east side of the garden?

Show your work.



When all sides are added, it must equal 180 ft



answer: _____

Name: _____

Week 35 Day 4 Date: _____

BCCS-B

Harvard

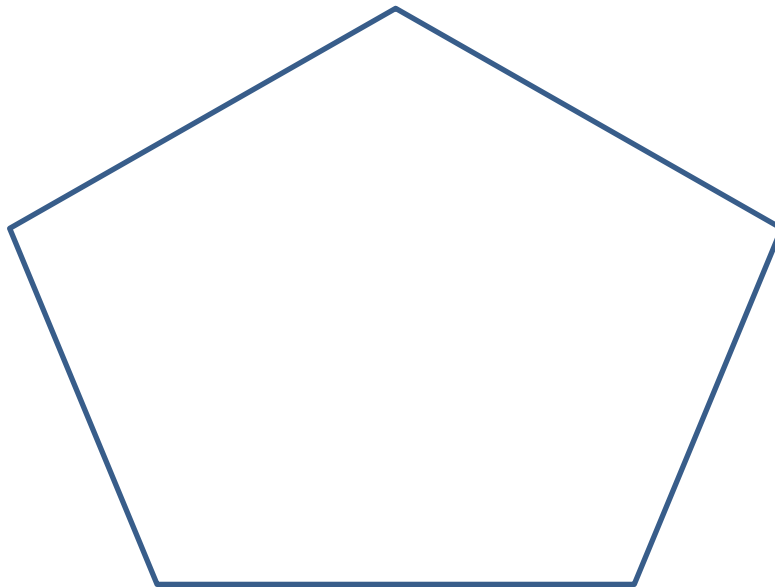
Yale

Princeton

Input (My Turn):

1. Mrs. Mercado put a border around a 5-foot by 6-foot rectangular bulletin board. How many feet of border did Mrs. Mercado use?

2. Dayshawn built a model of the Pentagon for a social studies project. He made each outside wall 33 centimeters long. What is the perimeter of Dayshawn's model pentagon?



Name: _____

Week 35 Day 4 Date: _____

BCCS-B

Harvard

Yale

Princeton

Guided Practice (Our Turn):

3. The Jackson family plants a rectangular 8-yard by 9-yard vegetable garden. How many yards of fencing do they need to put a fence around the garden?

4. Ms. Moise ropes off a square section of her yard where she plants grass. One side length of the square measures 9 yards. What is the total length of rope Ms. Moise uses?

Name: _____

BCCS-B

Week 35 Day 4 Date: _____


Harvard

Yale

Princeton

Problem Set (Your Turn):

5. Mr. Moore paints a 5-pointed star on his bedroom wall. Each side of the star is 18 inches long. What is the perimeter of the star?



There are 10 sides.

6. The soccer team jogs around the outside of the soccer field twice to warm up. The rectangular field measures 60 yards by 100 yards. What is the total number of yards the team jogs?

Name: _____


Week 35 Day 4 Date: _____


BCCS-B



Harvard

Yale

Princeton

✓ Who/what is this problem about? 

✓ How do we solve this problem? 

✓  Show and check your work completely. 

C Circle key numbers & units
What do I know?

U Underline the question
What am I being asked to solve?


B Box math clue words
Am I going to +, -, x, or ÷?

E Evaluate and Eliminate
What steps do I take?
What information don't I need?

S Solve and Show your work
Does my answer make sense?
How can I double check?

Application:

Gionni glues a ribbon border around the edges of a 5-inch by 8-inch picture to create a frame. What is the total length of ribbon Gionni uses?



Name: _____

Week 35 Day 4 Date: _____

BCCS-B

Harvard

Yale

Princeton

Exit Ticket:

Saad uses 6 sticks to make a hexagon. Each stick is 6 inches long. What is the perimeter of Saad's hexagon?

Name: _____

Week 35 Day 4 Date: _____

BCCS-B

Harvard

Yale

Princeton

Homework:


8

1. A building at Siena College has a room shaped like a regular octagon. The length of each side of the room is 5 feet. What is the perimeter of this room?

2. Ahmed fences in a rectangular area for his dog to play in the backyard. The area measures 35 yards by 45 yards. What is the total length of fence that Ahmed uses?

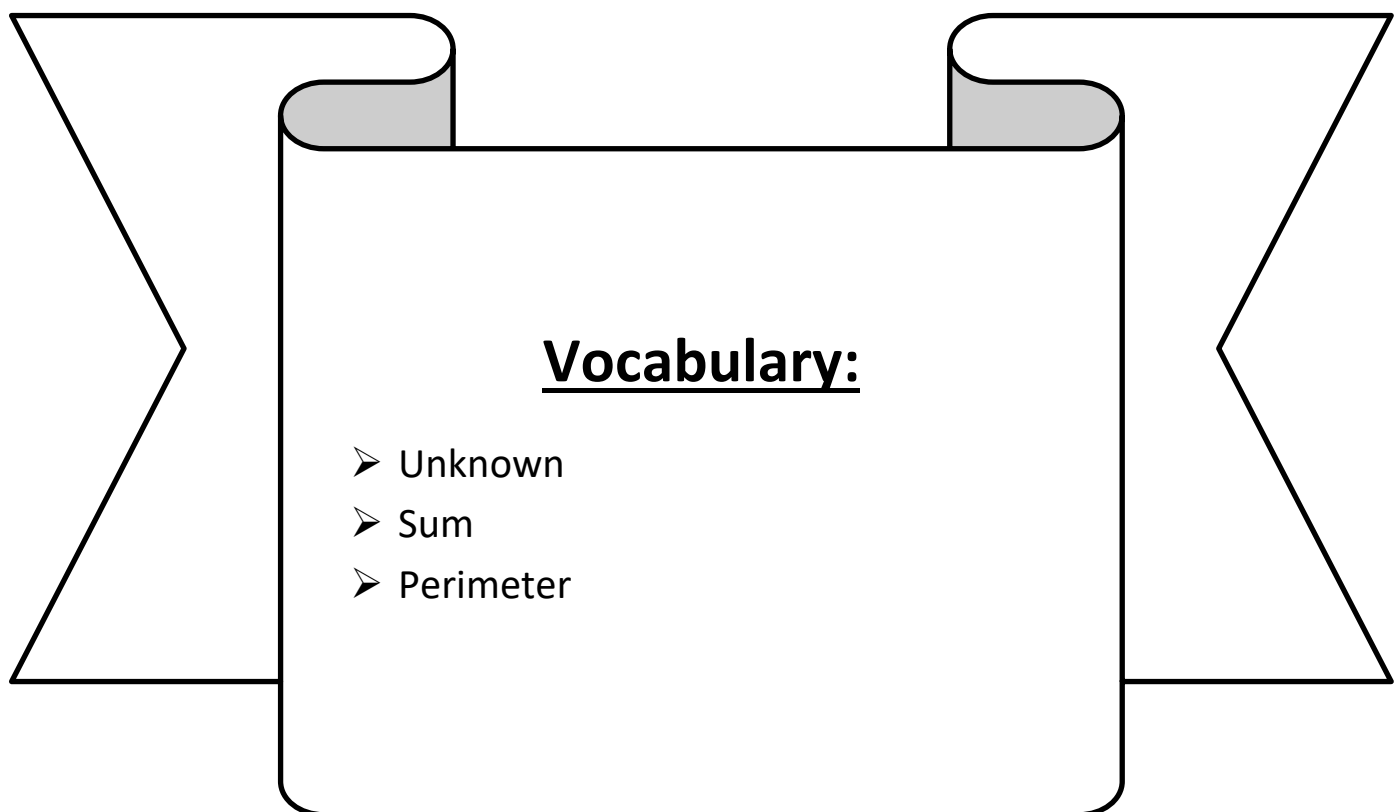


Day # 5



LEQ: How can I use all four operations to solve problems involving perimeter and unknown measurements?

Objective: I can mark up the question and label all sides to solve problems involving perimeter and unknown measurements.



Name: _____

Week 35 Day 5 Date: _____

BCCS-B

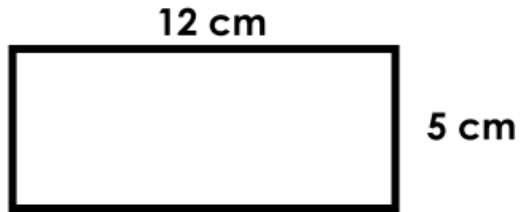
Harvard

Yale

Princeton

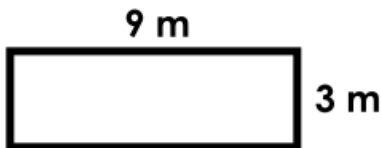
Do Now:

Find the area and perimeter of each rectangle.



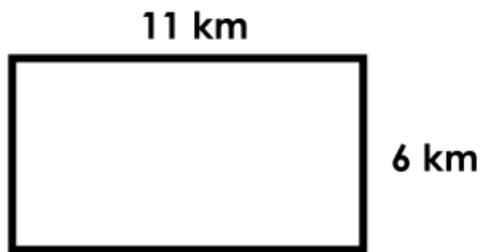
perimeter = $\frac{34 \text{ cm}}{\quad}$

area = _____



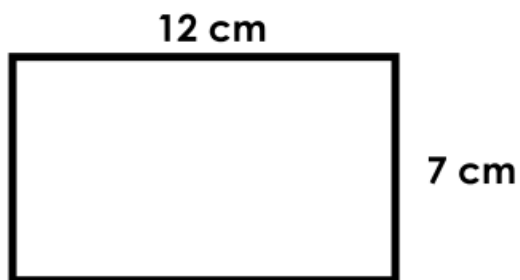
perimeter = _____

area = _____



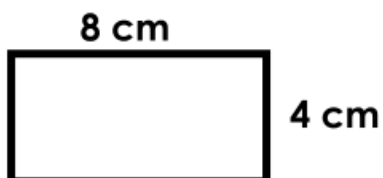
perimeter = _____

area = _____



perimeter = _____

area = _____



perimeter = _____

area = _____

Name: _____

Week 35 Day 5 Date: _____

BCCS-B

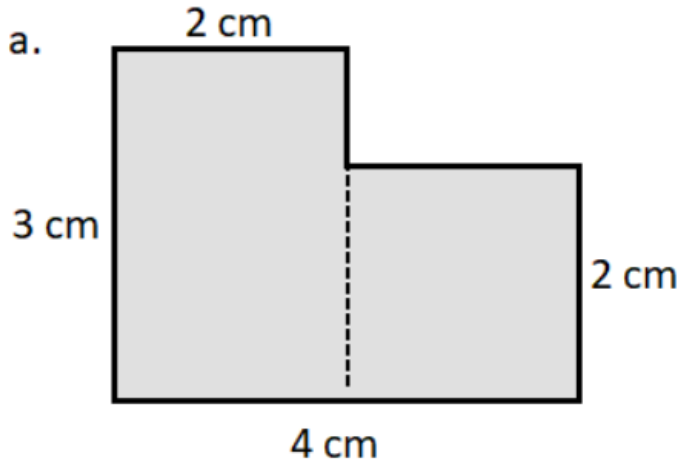
Harvard

Yale

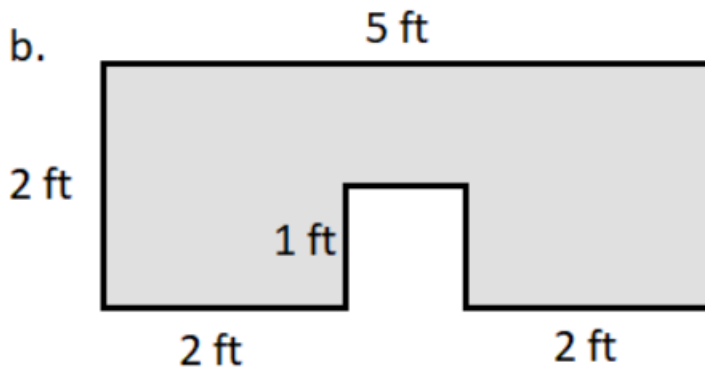
Princeton

Input (My Turn):

1. The shapes below are made up of rectangles. Label the unknown side lengths. Then, write and solve an equation to find the perimeter of each shape.



P = _____

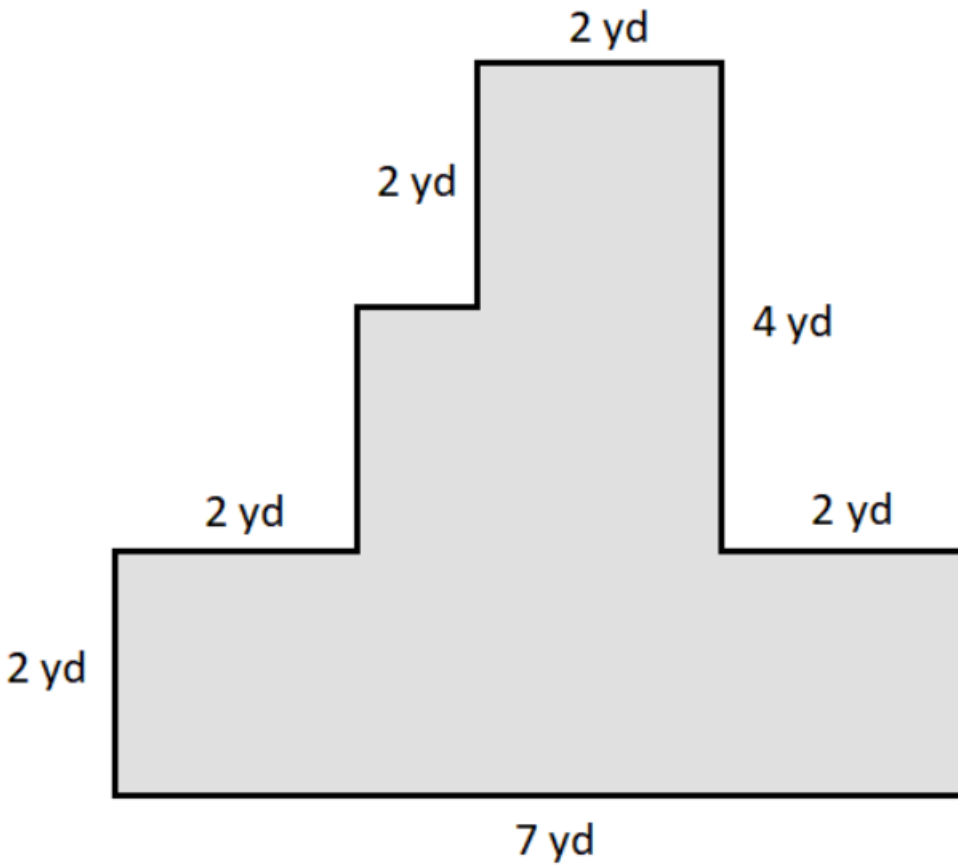


P = _____

Name: _____
BCCS-B

Week 35 Day 5 Date: _____
Harvard Yale Princeton

Guided Practice (Our Turn):



P = _____

Name: _____

Week 35 Day 5 Date: _____

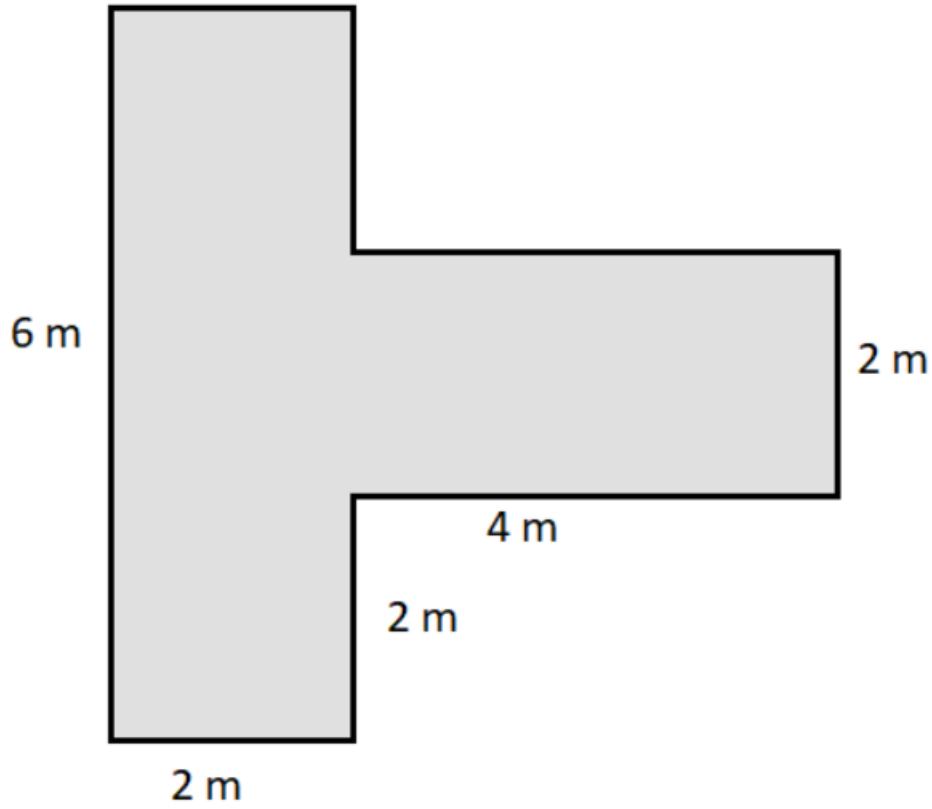
BCCS-B

Harvard

Yale

Princeton

Problem Set (Your Turn):



P = _____

Name: _____

Week 35 Day 5 Date: _____

BCCS-B

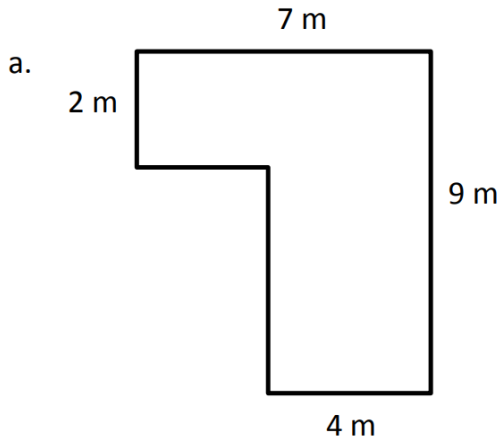
Harvard

Yale

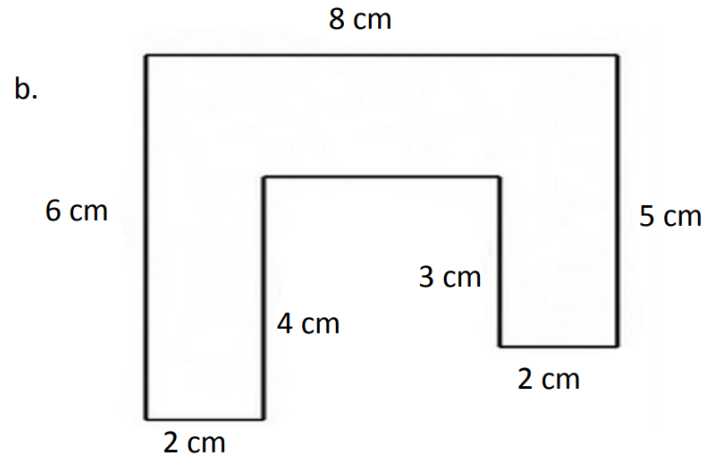
Princeton

Exit Ticket:

1. The shapes below are made up of rectangles. Label the unknown side lengths. Then, write and solve an equation to find the perimeter of each shape.



P =



P =