




Name \_\_\_\_\_



## Kindergarten Reading Mastery Packet Remote Learning Packet

### Week 36



Dear Educator,

My signature is proof that I have reviewed my scholar's work and supported him to the best of my ability to complete all assignments.


\_\_\_\_\_  
(Parent Signature)

\_\_\_\_\_  
(Date)

Parents please note that all academic packets are also available on our website at [www.brighterchoice.org](http://www.brighterchoice.org) under the heading "Remote Learning." All academic packet assignments are mandatory and must be completed by all scholars.



**Day # 1**



Name: \_\_\_\_\_ Week 36 Day 1: Date: \_\_\_\_\_

BCCS-B

SUNY Cortland

SUNY Morrisville

**Directions:** Read the story three times. Answer the questions.

## In The Net

The little girl has a ball.  
She put the ball in the  
net. She likes to see  
the ball go in the net!



1. The girl is \_\_\_\_\_.
- A. big
  - B. little
  - C. sad

2. The girl has a \_\_\_\_\_.
- A. dog
  - B. ball
  - C. cat

- 3 She put the ball \_\_\_\_\_.
- A. in the net
  - B. by the net
  - C. in the car

Copyright © 2013 Anne Gardner

Name: \_\_\_\_\_ Week 36 Day 1: Date: \_\_\_\_\_

BCCS-B

SUNY Cortland SUNY Morrisville


Match the short i words to the pictures.




--	--	--



--	--	--



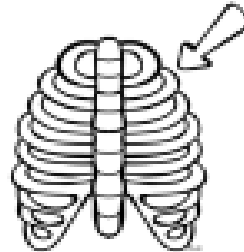
--	--	--



--	--	--




--	--	--



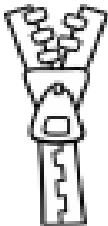
--	--	--



--	--	--



--	--	--



--	--	--



--	--	--

dip

sit

dig

bin

zip

wig

hip

pig

rib







hit

Name: \_\_\_\_\_ Week 36 Day 1: Date: \_\_\_\_\_

BCCS-B

SUNY Cortland SUNY Morrisville

**Directions:** Write the beginning sound for each picture to decode the secret word.



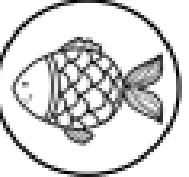



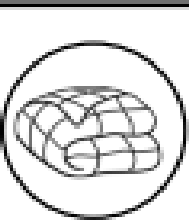

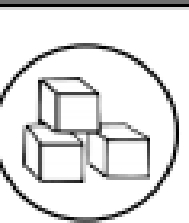


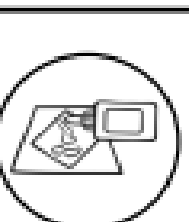

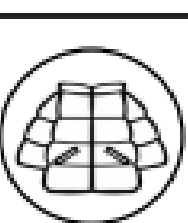




							
<hr/> <hr/> <hr/>				<hr/> <hr/> <hr/>			
							
<hr/> <hr/> <hr/>				<hr/> <hr/> <hr/>			
							
<hr/> <hr/> <hr/>				<hr/> <hr/> <hr/>			



Name: \_\_\_\_\_ Week 36 Day 1: Date: \_\_\_\_\_

BCCS-B

SUNY Cortland SUNY Morrisville

Touch & Say	Slide & Blend	Find & Dab		
<b>f</b> ! • •	<b>f</b>   • →			
<b>s</b> ! • •	<b>s</b>   • →			
<b>b</b> ! • •	<b>b</b>   • →			
<b>g</b> ! • •	<b>g</b>   • →			
<b>c</b> ! • •	<b>c</b>   • →			
<b>p</b> ! • •	<b>p</b>   • →			



Name: \_\_\_\_\_ Week 36 Day 1: Date: \_\_\_\_\_

BCCS-B

SUNY Cortland

SUNY Morrisville

## The Blizzard

There was a blizzard while I was sleeping. That blizzard blew everything into my yard! There were blue blocks and black bags. There were blossoms and blankets. It all made a big mess! There must have been big blasts of wind because that blizzard blew everything into my yard!



① When did the blizzard take place?

---

---

---

② What did the author describe as "blue"?

---

---

---

③ Do you think the author is happy about the blizzard?


---

---

---



**Day # 2**





Name: \_\_\_\_\_ Week 36 Day 2: Date: \_\_\_\_\_

BCCS-B

SUNY Cortland SUNY Morrisville

**Directions:** Read the story three times. Answer the questions.

# Balloons

The boy has 3 balloons.  
He likes his balloons.



The girl likes balloons too.  
She has 4 balloons.



1. The boy has \_\_\_\_\_ balloons.
- A. 2
  - B. 3
  - C. 4

2. The girl has \_\_\_\_\_ balloons.
- A. 3
  - B. 4
  - C. 5

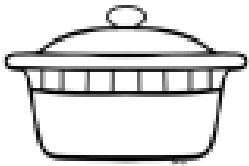
3. The boy and girl like \_\_\_\_\_ .
- A. balloons
  - B. dogs
  - C. cats

Name: \_\_\_\_\_ Week 36 Day 2: Date: \_\_\_\_\_

BCCS-B

SUNY Cortland SUNY Morrisville

Match the short o words to the pictures.



--	--	--



--	--	--



--	--	--



--	--	--



--	--	--




--	--	--



--	--	--



--	--	--



--	--	--



--	--	--

mop

hop

rob

fox

hot

pot

log

top

pop




cob



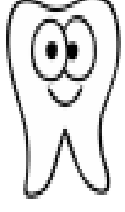
Name: \_\_\_\_\_ Week 36 Day 2: Date: \_\_\_\_\_




BCCS-B




SUNY Cortland SUNY Morrisville




**Directions:** Write the beginning sound for each picture to decode the secret words.




			
<hr/> <hr/> <hr/>			

			
<hr/> <hr/> <hr/>			

			
<hr/> <hr/> <hr/>			

			
<hr/> <hr/> <hr/>			

			
<hr/> <hr/> <hr/>			

			
<hr/> <hr/> <hr/>			


















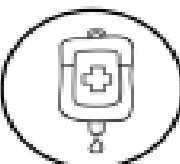


Name: \_\_\_\_\_ Week 36 Day 2: Date: \_\_\_\_\_

BCCS-B

SUNY Cortland

SUNY Morrisville

Touch & Say	Slide & Blend	Find & Dab		
<b>g</b>   <b>!</b>	<b>g</b>   <b>!</b> →			
<b>c</b>   <b>!</b>	<b>c</b>   <b>!</b> →			
<b>p</b>   <b>!</b>	<b>p</b>   <b>!</b> →			
<b>s</b>   <b>!</b>	<b>s</b>   <b>!</b> →			
<b>f</b>   <b>!</b>	<b>f</b>   <b>!</b> →			
<b>b</b>   <b>!</b>	<b>b</b>   <b>!</b> →			



Name: \_\_\_\_\_ Week 36 Day 2: Date: \_\_\_\_\_

BCCS-B

SUNY Cortland

SUNY Morrisville

# The Clown is in Town!

Claddy the Clown is back in town! When she gets here, she will visit our class! We know she is close. There are so many clues. We can hear her big clown shoes clicking along. We see her red clothes! The class starts to clap. "Hooray, Claddy is here!" We are so glad that Claddy the Clown is in town!



① What is the clown's name?

---

---

---

② What is one of the clues that Claddy is close?

---

---

---

③ What does the class do at the end?


---

---

---



**Day # 3**



Name: \_\_\_\_\_ Week 36 Day 3: Date: \_\_\_\_\_


BCCS-B

SUNY Cortland

SUNY Morrisville

**Directions:** Read the story three times then answer the questions.

# Jumping



Do you see the little girl?  
She has a jump rope. She  
likes to jump. She jumps and jumps.

1. The girl is \_\_\_\_\_ .
- A. big
  - B. little
  - C. mad

2. The girl has \_\_\_\_\_ .
- A. a jump rope
  - B. a little rope
  - C. a little cat

3. The girl \_\_\_\_\_ .
- A. likes to run and jump
  - B. jumps and jumps
  - C. jumps and swims

Copyright © 2013 Anne Gardner

Name: \_\_\_\_\_ Week 36 Day 3: Date: \_\_\_\_\_

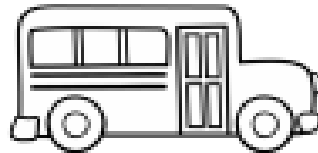
BCCS-B

SUNY Cortland SUNY Morrisville

Match the short u words to the pictures.



--	--	--



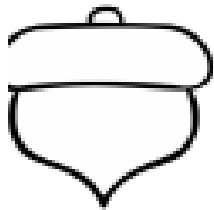
--	--	--



--	--	--



--	--	--



--	--	--



--	--	--




--	--	--



--	--	--



--	--	--



--	--	--

sun

gum

hut

bus

run

cut

nut

cup

bun

mud


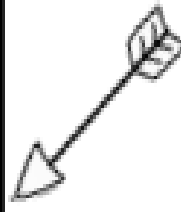



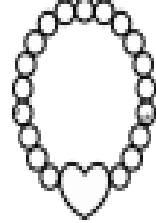


Name: \_\_\_\_\_ Week 36 Day 3: Date: \_\_\_\_\_

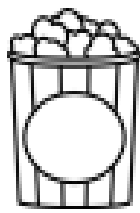


BCCS-B




SUNY Cortland SUNY Morrisville


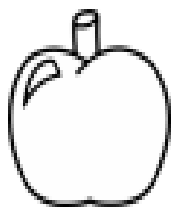
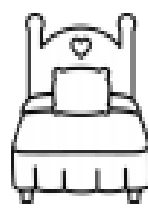
**Directions:** Write the beginning sound for each picture to decode the secret words.




			
<hr/> <hr/> <hr/>			

			
<hr/> <hr/> <hr/>			

			
<hr/> <hr/> <hr/>			

			
<hr/> <hr/> <hr/>			

			
<hr/> <hr/> <hr/>			

			
<hr/> <hr/> <hr/>			



Name: \_\_\_\_\_ Week 36 Day 3: Date: \_\_\_\_\_

BCCS-B

SUNY Cortland

SUNY Morrisville





Name: \_\_\_\_\_ Week 36 Day 3: Date: \_\_\_\_\_

BCCS-B

SUNY Cortland

SUNY Morrisville

# The Floor



Have you ever looked on the floor under your bed? I looked at the floor under my bed. It was dark so I got a flashlight. I saw a flag. I saw a flower. I saw flip-flops. I saw a flute. Finally, I saw a fluffy little bird! It flew away fast. You might want to look on the floor under your bed!



① Where is the author looking?

\_\_\_\_\_

\_\_\_\_\_

② Describe the bird that was on the floor.

\_\_\_\_\_

\_\_\_\_\_


③ What does the author want you to do?

\_\_\_\_\_

\_\_\_\_\_



**Day # 4**



Name: \_\_\_\_\_ Week 36 Day 4: Date: \_\_\_\_\_


BCCS-B

SUNY Cortland SUNY Morrisville

**Directions:** Read the story three times then answer the questions.

# The Pig in the Mud

The little pig is in the mud. It likes to sit in the mud. The little pig is a mess!



1. The pig likes to \_\_\_\_\_ .
- A. sit by the tree
  - B. be in the sun
  - C. sit in the mud

2. The pig is \_\_\_\_\_ .
- A. big
  - B. little
  - C. mad

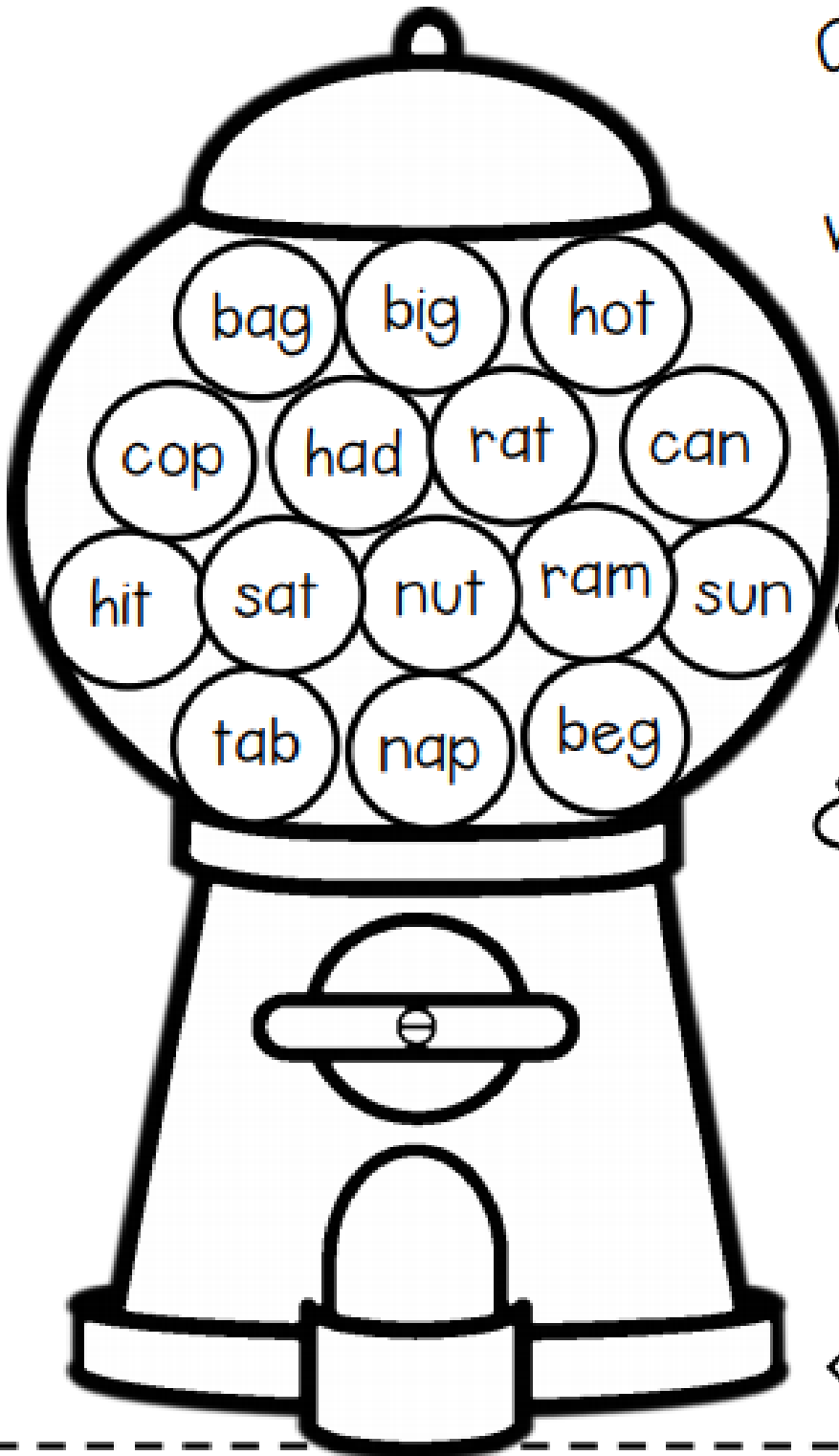
3. The pig is \_\_\_\_\_ .
- A. a mess
  - B. a cat
  - C. a dog

Copyright © 2013 Anne Gardner


Name: \_\_\_\_\_ Week 36 Day 4: Date: \_\_\_\_\_

BCCS-B

SUNY Cortland SUNY Morrisville



Color all the  
gumballs  
with short a  
words.



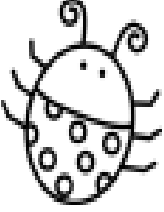




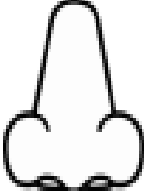

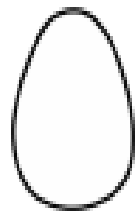







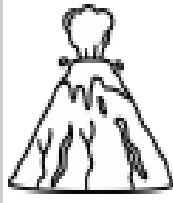
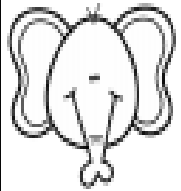
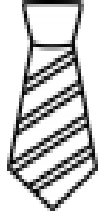
Short a

Name: \_\_\_\_\_ Week 36 Day 4: Date: \_\_\_\_\_

BCCS-B

SUNY Cortland SUNY Morrisville

**Directions:** Write the beginning sound for each picture to decode the secret words.


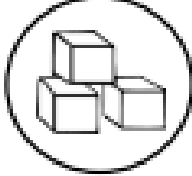











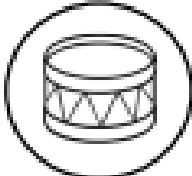




							
<hr/> <hr style="border-top: 1px dashed;"/> <hr/>				<hr/> <hr style="border-top: 1px dashed;"/> <hr/>			
							
<hr/> <hr style="border-top: 1px dashed;"/> <hr/>				<hr/> <hr style="border-top: 1px dashed;"/> <hr/>			
							
<hr/> <hr style="border-top: 1px dashed;"/> <hr/>				<hr/> <hr style="border-top: 1px dashed;"/> <hr/>			



Name: \_\_\_\_\_ Week 36 Day 4: Date: \_\_\_\_\_

BCCS-B

SUNY Cortland SUNY Morrisville

Touch & Say	Slide & Blend	Find & Dab		
<b>b</b> <b>r</b> •   •	<b>b</b> <b>r</b> • →			
<b>g</b> <b>r</b> •   •	<b>g</b> <b>r</b> • →			
<b>f</b> <b>r</b> •   •	<b>f</b> <b>r</b> • →			
<b>c</b> <b>r</b> •   •	<b>c</b> <b>r</b> • →			
<b>d</b> <b>r</b> •   •	<b>d</b> <b>r</b> • →			
<b>p</b> <b>r</b> •   •	<b>p</b> <b>r</b> • →			





Name: \_\_\_\_\_ Week 36 Day 4: Date: \_\_\_\_\_

BCCS-B

SUNY Cortland

SUNY Morrisville

# Globes



Our teacher is going to let us paint globes. First, we need gloves. We have green and blue paint. Our teacher said we need to dip our paintbrushes in a glob of paint. Then we need to glide the brush across the globe. When it dries, our globes will be glossy. I am so glad we get to paint globes today!



① What do the students need first?

---

---

---

② What color paint will the students use?

---

---

---

③ How will the paint look when it dries?


---

---

---



**Day # 5**



Name: \_\_\_\_\_ Week 36 Day 5: Date: \_\_\_\_\_


BCCS-B

SUNY Cortland SUNY Morrisville

**Directions:** Read the story three times then answer the questions.

# The Pig and the Net

The big pig has a net.  
He likes to catch bugs.  
Look out, little bugs!



1. The pig has a \_\_\_\_\_.
- A. net
  - B. cat
  - C. bus

2. The pig likes to catch \_\_\_\_\_.
- A. rugs
  - B. hugs
  - C. bugs

3. The pig is \_\_\_\_\_.
- A. little
  - B. big
  - C. mad

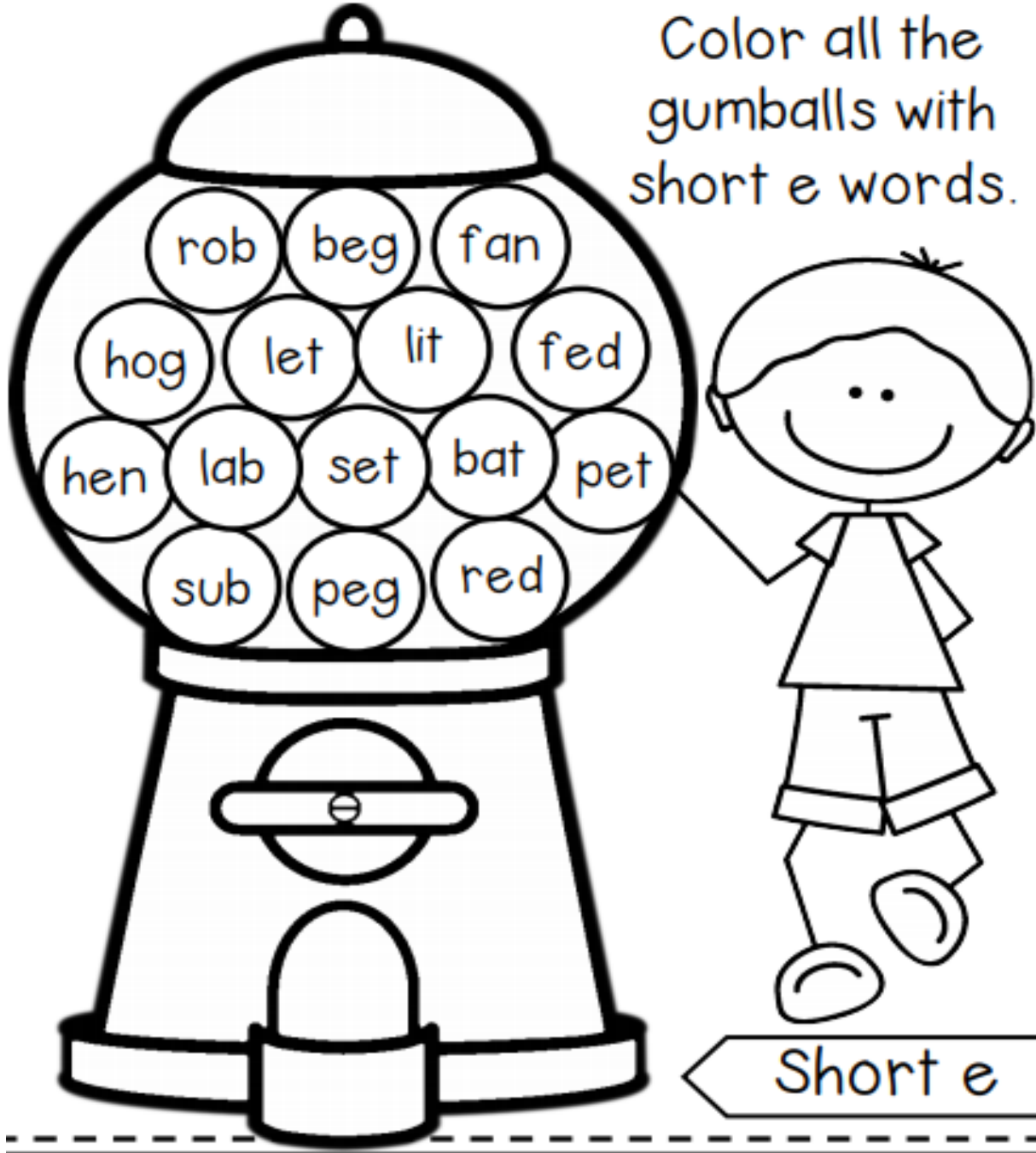
Name: \_\_\_\_\_ Week 36 Day 5: Date: \_\_\_\_\_

BCCS-B

SUNY Cortland SUNY Morrisville

# Gumball Search

Color all the gumballs with short e words.

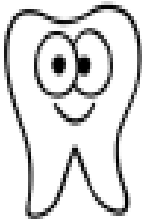
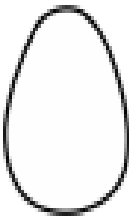





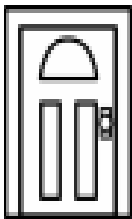
Name: \_\_\_\_\_ Week 36 Day 5: Date: \_\_\_\_\_


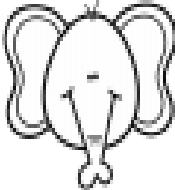
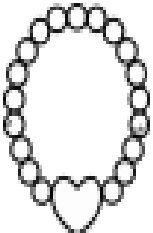
BCCS-B



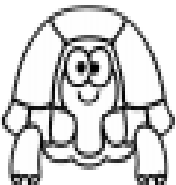
SUNY Cortland SUNY Morrisville




**Directions:** Write the beginning sound for each picture to decode the secret words

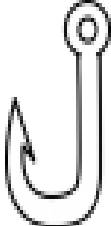


		
<hr/> <hr/> <hr/>		

		
<hr/> <hr/> <hr/>		

		
<hr/> <hr/> <hr/>		

		
<hr/> <hr/> <hr/>		

		
<hr/> <hr/> <hr/>		

		
<hr/> <hr/> <hr/>		


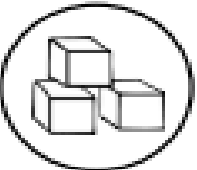


















Name: \_\_\_\_\_ Week 36 Day 5: Date: \_\_\_\_\_

BCCS-B

SUNY Cortland

SUNY Morrisville

Touch & Say	Slide & Blend	Find & Dab		
<b>b</b> <b>r</b> •   •	<b>b</b> <b>r</b> • →			
<b>g</b> <b>r</b> •   •	<b>g</b> <b>r</b> • →			
<b>f</b> <b>r</b> •   •	<b>f</b> <b>r</b> • →			
<b>c</b> <b>r</b> •   •	<b>c</b> <b>r</b> • →			
<b>d</b> <b>r</b> •   •	<b>d</b> <b>r</b> • →			
<b>p</b> <b>r</b> •   •	<b>p</b> <b>r</b> • →			




Name: \_\_\_\_\_ Week 36 Day 5: Date: \_\_\_\_\_

BCCS-B

SUNY Cortland

SUNY Morrisville

## On a Plane



Have you ever been on a plane?

You get a ticket that gives you a special place to sit. After you sit down, they give you an emergency plan. Next, the plane takes off. Then they bring you a plate with snacks. You should use your manners and say “please” and “thank you.” You can play in your seat until you land. I can’t wait to plan my next trip on a plane!




① Have you ever been on a plane?

② What happens after the plane takes off?

③ What can you do in your seat on the plane?



Name \_\_\_\_\_



## Kindergarten Reading Mastery Packet Remote Learning Packet

### Week 37



Dear Educator,

My signature is proof that I have reviewed my scholar's work and supported him to the best of my ability to complete all assignments.

\_\_\_\_\_  
(Parent Signature)

\_\_\_\_\_  
(Date)


Parents please note that all academic packets are also available on our website at [www.brighterchoice.org](http://www.brighterchoice.org) under the heading "Remote Learning." All academic packet assignments are mandatory and must be completed by all scholars.







**Day # 2**



Name: \_\_\_\_\_ Week 37 Day 2: Date: \_\_\_\_\_

BCCS-B

SUNY Cortland SUNY Morrisville

Directions: Read the story three times then answer the questions.

# In the Boat

Can you see Jill?  
She is in a little boat.  
She likes to fish.



---

1. Jill is \_\_\_\_\_ .

- A. in a fish
  - B. in a boat
  - C. in a bus
- 

2. The boat is \_\_\_\_\_ .


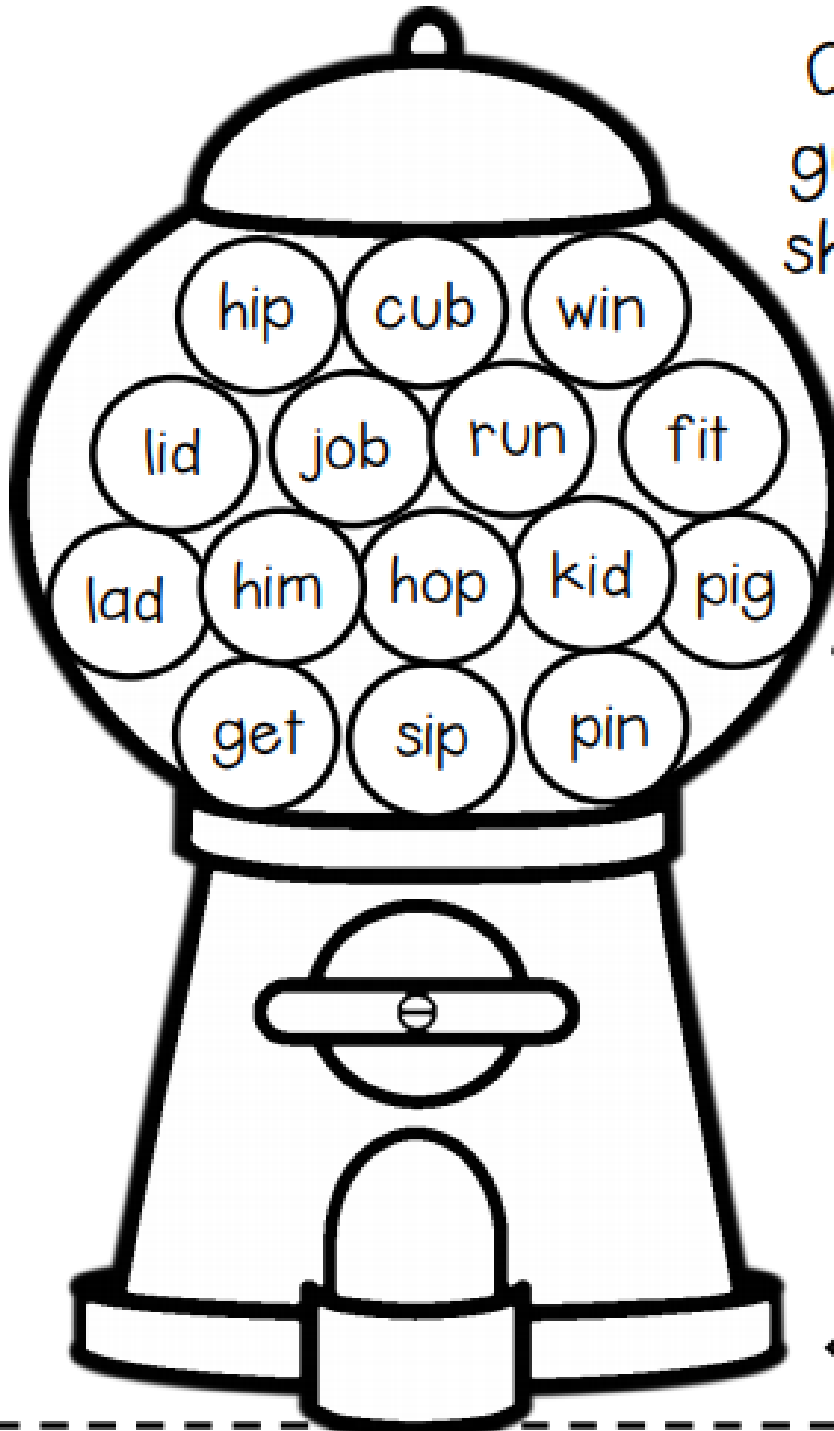
- A. big
  - B. red
  - C. little
- 

3. Jill likes \_\_\_\_\_ .

- A. to fish
- B. to swim
- C. to run

# Gumball Search

Color all the gumballs with short i words.



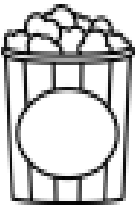


Short i




Name: \_\_\_\_\_ Week 37 Day 2: Date: \_\_\_\_\_




BCCS-B



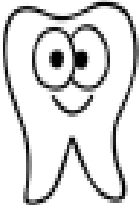
SUNY Cortland SUNY Morrisville


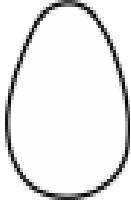

**Directions:** Write the beginning sound for each picture to decode the secret words.




			
<hr/> <hr style="border-top: 1px dashed;"/> <hr/>			

			
<hr/> <hr style="border-top: 1px dashed;"/> <hr/>			

			
<hr/> <hr style="border-top: 1px dashed;"/> <hr/>			

			
<hr/> <hr style="border-top: 1px dashed;"/> <hr/>			

			
<hr/> <hr style="border-top: 1px dashed;"/> <hr/>			

			
<hr/> <hr style="border-top: 1px dashed;"/> <hr/>			



Name: \_\_\_\_\_ Week 37 Day 2: Date: \_\_\_\_\_

BCCS-B

SUNY Cortland

SUNY Morrisville

Touch & Say

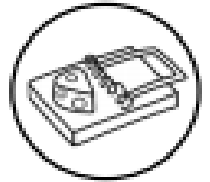
Slide & Blend

Find & Dab



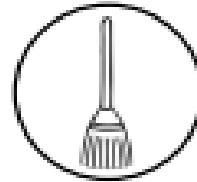
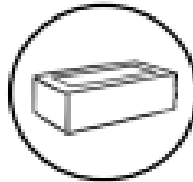
t r

t r




b r

b r





g r

g r




c r

c r




d r

d r



f r

f r





Name: \_\_\_\_\_ Week 37 Day 2: Date: \_\_\_\_\_

BCCS-B

SUNY Cortland

SUNY Morrisville

## A Big Slip

I wanted to sled down the slope.  
“Go slow!” said mom. Uh oh, I went  
too fast and slammed into a tree.



“Ouch!” I said. My sleeve was full of twigs. My  
mom took me home. She put my arm in a sling.

Then she gave me a slice of pizza. After, I slept. “I  
feel better now!” I said. But I don’t want to slide  
down the slope anymore!



① What did the author slam into?

\_\_\_\_\_  
.....  
\_\_\_\_\_

② Why did mom put the author’s arm in a sling?


\_\_\_\_\_  
.....  
\_\_\_\_\_

③ What did the author eat?

\_\_\_\_\_  
.....  
\_\_\_\_\_



**Day # 3**





# The Girl and her Fish

This is Jill. She has a net.  
A little fish is in her net.  
Jill likes the little fish.



1. The fish is \_\_\_\_\_ .
- A. in the pond
  - B. in the net
  - C. in the mud

2. Jill has \_\_\_\_\_ .
- A. a net
  - B. a frog
  - C. 3 fish

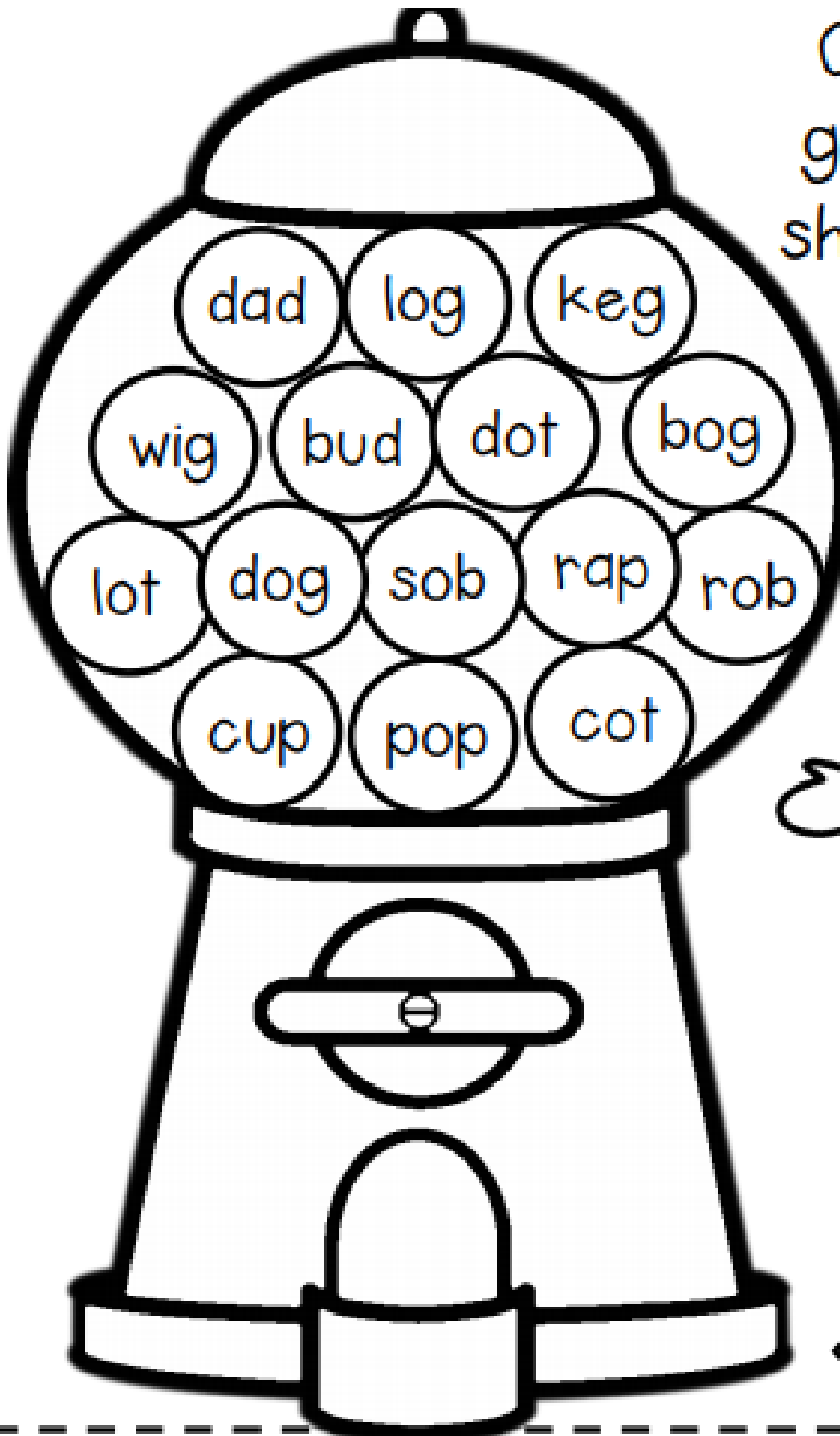
3. Jill likes \_\_\_\_\_ .
- A. the little fish
  - B. the little dog
  - C. the little cat

Name: \_\_\_\_\_ Week 37 Day 3: Date: \_\_\_\_\_

BCCS-B

SUNY Cortland SUNY Morrisville

Color all the  
gumballs with  
short o words.




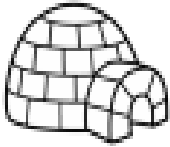

Short o


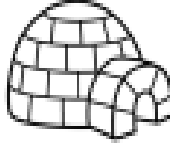
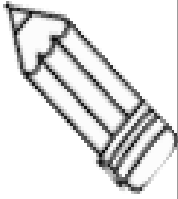
Name: \_\_\_\_\_ Week 37 Day 3: Date: \_\_\_\_\_


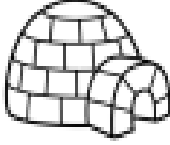

BCCS-B


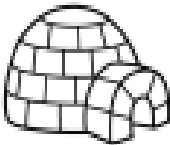

SUNY Cortland SUNY Morrisville


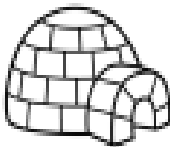

**Directions:** Write the beginning sound for each picture to decode the secret words.


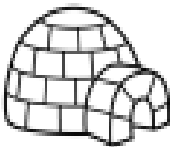
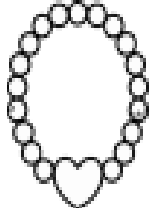
			
<hr/> <hr/> <hr/>			

			
<hr/> <hr/> <hr/>			

			
<hr/> <hr/> <hr/>			

			
<hr/> <hr/> <hr/>			

			
<hr/> <hr/> <hr/>			



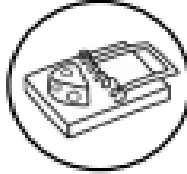
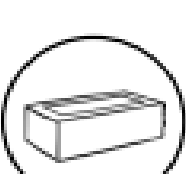
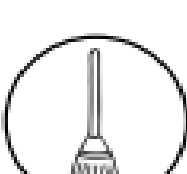


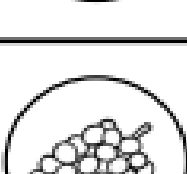

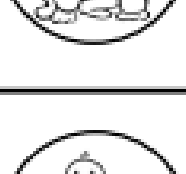
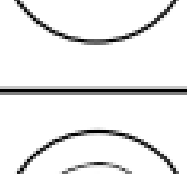
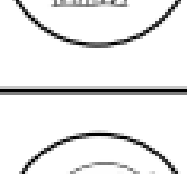
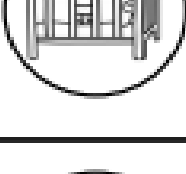
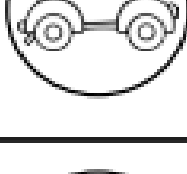




			
<hr/> <hr/> <hr/>			



Name: \_\_\_\_\_ Week 37 Day 3: Date: \_\_\_\_\_

BCCS-B

SUNY Cortland SUNY Morrisville

Touch & Say	Slide & Blend	Find & Dab		
<b>t</b> <b>r</b> •   •	<b>t</b> <b>r</b> • →			
<b>b</b> <b>r</b> •   •	<b>b</b> <b>r</b> • →			
<b>g</b> <b>r</b> •   •	<b>g</b> <b>r</b> • →			
<b>c</b> <b>r</b> •   •	<b>c</b> <b>r</b> • →			
<b>d</b> <b>r</b> •   •	<b>d</b> <b>r</b> • →			
<b>f</b> <b>r</b> •   •	<b>f</b> <b>r</b> • →			



Name: \_\_\_\_\_ Week 37 Day 3: Date: \_\_\_\_\_


BCCS-B

SUNY Cortland

SUNY Morrisville

## A Big Slip

I wanted to sled down the slope.  
"Go slow!" said mom. Uh oh, I went  
too fast and slammed into a tree.



"Ouch!" I said. My sleeve was full of twigs. My  
mom took me home. She put my arm in a sling.  
Then she gave me a slice of pizza. After, I slept. "I  
feel better now!" I said. But I don't want to slide  
down the slope anymore!



① What did the author slam into?

---

---

---

② Why did mom put the author's arm in a sling?

---

---

---

③ What did the author eat?


---

---

---



**Day # 4**



Name: \_\_\_\_\_ Week 37 Day 4: Date: \_\_\_\_\_

BCCS-B


SUNY Cortland

SUNY Morrisville

**Directions:** Read the story three times then answer the questions.

# Fish

I can see one big fish  
and two little fish. The fish  
have fins. They swim and swim.



1. I can see \_\_\_\_\_ .
- A. three fish in all
  - B. five fish in all
  - C. two big fish and one little fish

2. The fish have \_\_\_\_\_ .
- A. fits
  - B. fins
  - C. pins

3. The fish \_\_\_\_\_ .
- A. swim and swim
  - B. swim a little bit
  - C. run and jump

Copyright © 2013 Anne Gardner


Name: \_\_\_\_\_

Week 37 Day 4: Date: \_\_\_\_\_

BCCS-B

SUNY Cortland

SUNY Morrisville



Color all the  
gumballs with  
short u words.



Short u


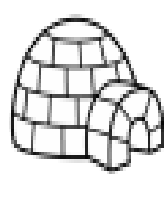



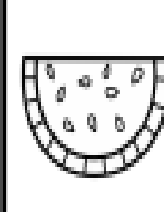
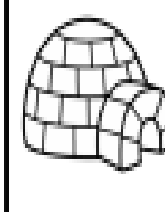
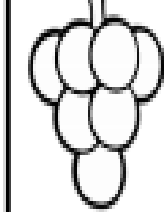
Name: \_\_\_\_\_ Week 37 Day 4: Date: \_\_\_\_\_


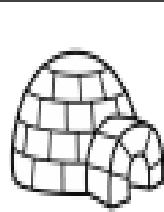

BCCS-B

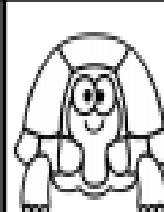
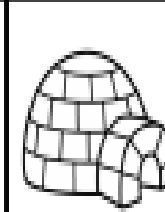
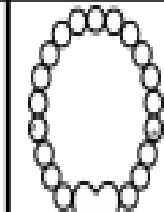
SUNY Cortland SUNY Morrisville


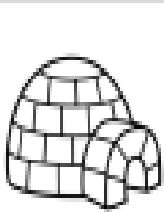
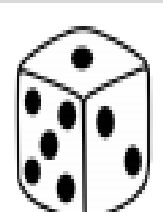
**Directions:** Write the beginning sound for each picture to decode the secret words.


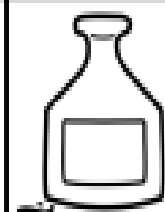
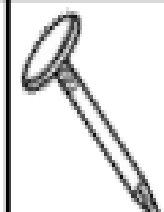
		
<hr/> <hr/> <hr/>		

		
<hr/> <hr/> <hr/>		

		
<hr/> <hr/> <hr/>		

		
<hr/> <hr/> <hr/>		

		
<hr/> <hr/> <hr/>		

		
<hr/> <hr/> <hr/>		












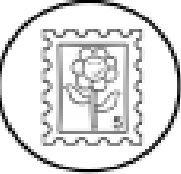








Name: \_\_\_\_\_ Week 37 Day 4: Date: \_\_\_\_\_

BCCS-B

SUNY Cortland

SUNY Morrisville

Touch & Say	Slide & Blend	Find & Dab		
<b>s</b> <b>c</b>	<b>s</b> <b>c</b> →			
<b>s</b> <b>n</b>	<b>s</b> <b>n</b> →			
<b>s</b> <b>p</b>	<b>s</b> <b>p</b> →			
<b>s</b> <b>t</b>	<b>s</b> <b>t</b> →			
<b>s</b> <b>m</b>	<b>s</b> <b>m</b> →			
<b>s</b> <b>l</b>	<b>s</b> <b>l</b> →			




Name: \_\_\_\_\_ Week 37 Day 4: Date: \_\_\_\_\_

BCCS-B

SUNY Cortland SUNY Morrisville

# Brad is Brave



My friend Brad is so brave.

He saw a brown cat up in a tree.

The cat was trapped. He stepped on some bricks to climb up the branch.

Oh no! The branch might break. He grabbed the brown cat. They got down before the branch broke.

Wow, Brad was so brave!



① How does the author describe Brad?

\_\_\_\_\_  
.....

② What did Brad step on before climbing the tree?


\_\_\_\_\_  
.....

③ What color was the cat?

\_\_\_\_\_  
.....



**Day # 5**



Name: \_\_\_\_\_ Week 37 Day 5: Date: \_\_\_\_\_

BCCS-B

SUNY Cortland

SUNY Morrisville

**Directions:** Read the story three times then answer the questions.

# In the Sand



The little boy and the big girl like to play in the sand. They can make a big castle.

1. The boy and girl like to \_\_\_\_\_ .
- A. play in the sand
  - B. play in the mud
  - C. sit in the sand

2. They can make a \_\_\_\_\_ castle.
- A. little
  - B. sad
  - C. big

3. The boy is \_\_\_\_\_ .
- A. big
  - B. little
  - C. mad

Copyright © 2013 Anne Gardner

Name: \_\_\_\_\_ Week 37 Day 5: Date: \_\_\_\_\_

BCCS-B

SUNY Cortland SUNY Morrisville

# The Slide

The little girl is on a big slide. She likes to go down the slide.



1. The girl is \_\_\_\_\_ .
- A. big
  - B. mad
  - C. little

2. The slide is \_\_\_\_\_ .
- A. little
  - B. big
  - C. bad

3. The girl likes to \_\_\_\_\_ the slide.
- A. go down
  - B. go up
  - C. sit by

Copyright © 2013 Anne Gardner

Name: \_\_\_\_\_ Week 37 Day 5: Date: \_\_\_\_\_

BCCS-B

SUNY Cortland SUNY Morrisville

Fill in the missing words to complete the sentences.

dad

bug

hit

dog

hen



I can see a \_\_\_\_\_



I like to play with my \_\_\_\_\_



My \_\_\_\_\_ went to bed.



It is a little \_\_\_\_\_



I can \_\_\_\_\_ the ball.



Name: \_\_\_\_\_ Week 37 Day 5: Date: \_\_\_\_\_

BCCS-B

SUNY Cortland SUNY Morrisville

# The Crazy Crab

The crazy crab has a credit card!

The crazy crab bought a crib.


The crazy crab bought a box

of crayons. The crazy crab bought a pizza crust.

The crazy crab bought a crown. Oh no! The crazy

crab's credit card cracked! Now he cannot buy

anything!



① What does the crazy crab have?

\_\_\_\_\_  
.....

② What is something that the crazy crab bought?

\_\_\_\_\_  
.....

③ What happened to the crazy crab's card at the end?

\_\_\_\_\_  
.....





Name: \_\_\_\_\_ Week 37 Day 5: Date: \_\_\_\_\_

BCCS-B

SUNY Cortland SUNY Morrisville

Touch & Say	Slide & Blend	Find & Dab		
<p>t r</p> <p>• •</p>	<p>t r</p> <p>• →</p>			
<p>g l</p> <p>• •</p>	<p>g l</p> <p>• →</p>			
<p>p r</p> <p>• •</p>	<p>p r</p> <p>• →</p>			
<p>s m</p> <p>• •</p>	<p>s m</p> <p>• →</p>			
<p>s p</p> <p>• •</p>	<p>s p</p> <p>• →</p>			
<p>c l</p> <p>• •</p>	<p>c l</p> <p>• →</p>			