



Name _____

2nd Grade Summer Learning Packet



Dear Educator,

My signature is proof that I have reviewed my scholar's work and supported him to the best of my ability to complete all assignments.

(Parent Signature)

(Date)

Parents/Guardians please note that this Summer Learning Packet is also available on our website at www.brighterchoice.org under the heading "Remote Learning." All assignments within this packet are to help scholars retain what has been taught the 2020-2021 school year. This packet can be returned at the beginning of next school year for a prize if completed in its entirety. We thank you greatly for your continued support.

Name _____

BOGGLE...BOGGLE!

Directions: Use the letters to find words.

Your words must be at least 3 letters long, and can be made by any letters that are touching. If you need more space, use the back of the paper.

Point Value

- 3 letters = 1 point
- 4 letters = 2 points
- 5 letters = 3 points
- 6 letters = 4 points



Set 1

t	e	p	o
i	n	a	r
d	s	t	e
u	g	n	b

1.		8.
2.		9.
3.		10.
4.		11.
5.		12.
6.		13.
7.		14.

Week 1, Day 1



Set 2

a	t	n	c
h	d	o	t
i	f	l	e
b	s	p	i

1.		8.
2.		9.
3.		10.
4.		11.
5.		12.
6.		13.
7.		14.

© Annie Moffatt © The Moffatt Girls 2015

Name _____ Date _____

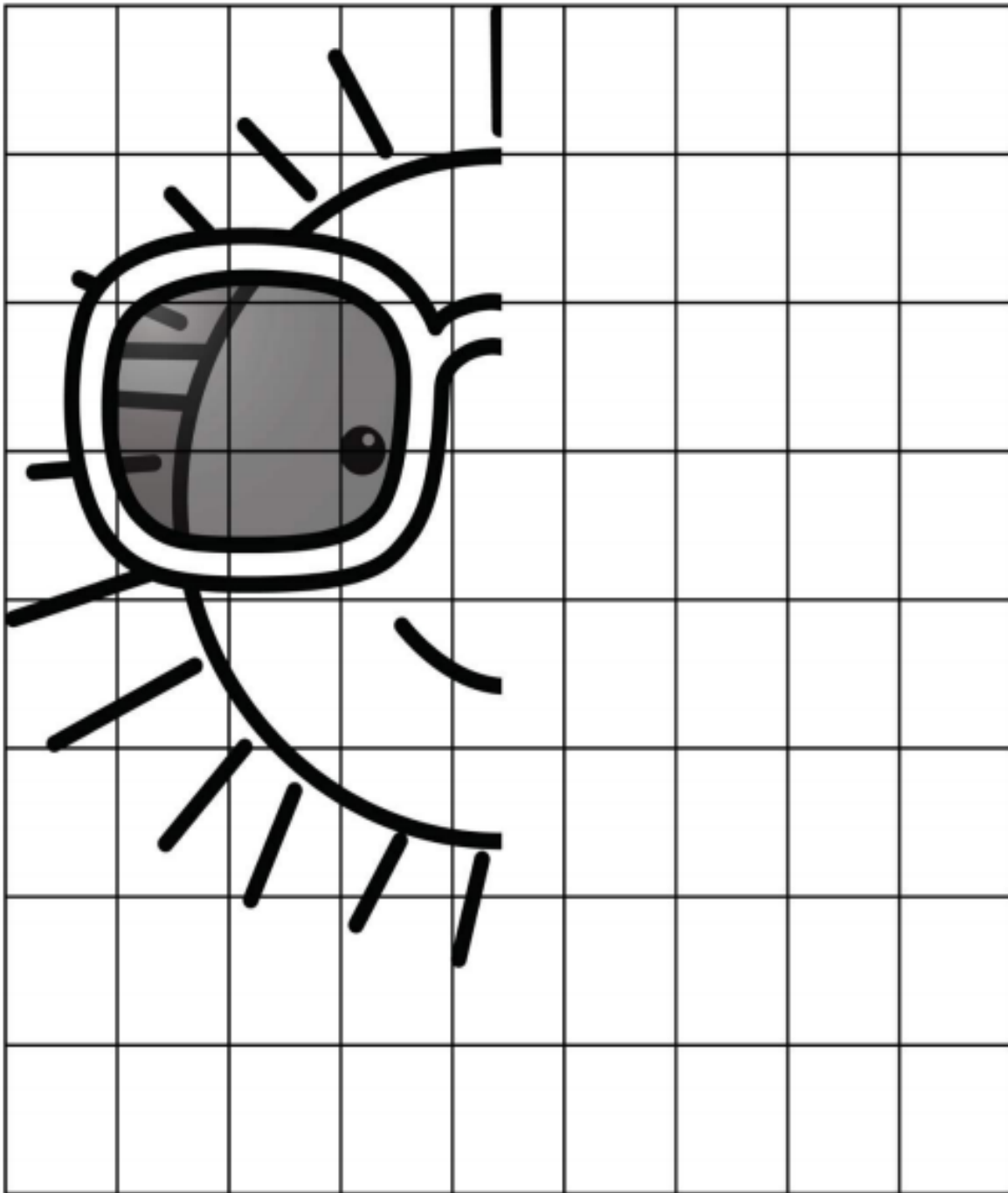
BCCS-B

College _____

Name _____

Symmetry I

Directions: Use the grid lines to help you mirror the image of the sun.



Name _____

R-Controlled Vowels Crossword Puzzle

Directions: Use the picture clues to complete the crossword puzzle. Each word has an ar, er, ir, or, or ur r-controlled vowel. Next, put the words in ABC order.

ABC Order

The crossword puzzle grid consists of 10 numbered starting points for words:

- 1: Down, 3 squares
- 2: Down, 3 squares
- 3: Across, 3 squares
- 4: Across, 3 squares
- 5: Across, 3 squares
- 6: Across, 5 squares
- 7: Down, 3 squares
- 8: Across, 5 squares
- 9: Across, 4 squares



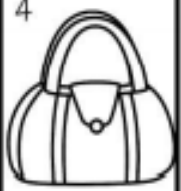


1. _____
2. _____
3. _____
4. _____
5. _____
6. _____
7. _____
8. _____
9. _____
10. _____

© Annie Moffatt @ The Moffatt Girls 2015

ACROSS →

3		5	
6		8	
		9	

DOWN ↓

1		2	
4		5	
		7	

Week 1- Day 2

Name _____

More and Less



Directions: Write the number that is 100 more, 100 less, 10 more and 10 less for the number in the center. Look at the example.

<p>Hundred Less</p> <p>242</p> <p>332 342 352</p> <p>442</p> <p>Hundred More</p>	<p>Hundred Less</p> <p>761</p> <p>Hundred More</p>	<p>Hundred Less</p> <p>679</p> <p>Hundred More</p>	<p>Hundred Less</p> <p>812</p> <p>Hundred More</p>
<p>Hundred Less</p> <p>500</p> <p>Hundred More</p>	<p>Hundred Less</p> <p>483</p> <p>Hundred More</p>	<p>Hundred Less</p> <p>234</p> <p>Hundred More</p>	<p>Hundred Less</p> <p>888</p> <p>Hundred More</p>
<p>Hundred Less</p> <p>328</p> <p>Hundred More</p>	<p>Hundred Less</p> <p>900</p> <p>Hundred More</p>	<p>Hundred Less</p> <p>671</p> <p>Hundred More</p>	<p>Hundred Less</p> <p>190</p> <p>Hundred More</p>
<p>Hundred Less</p> <p>555</p> <p>Hundred More</p>	<p>Hundred Less</p> <p>719</p> <p>Hundred More</p>	<p>Hundred Less</p> <p>263</p> <p>Hundred More</p>	<p>Hundred Less</p> <p>434</p> <p>Hundred More</p>

Name _____ © Annie Moffatt @ The Moffatt Girls 2015

Find the Grammar I!

Directions: Look at the picture below. Find and write each word under the correct category.
 Bonus: Use one word from each category to write 3 sentences on the back of this page.

nouns	adjectives	verbs	pronouns
1. _____	1. _____	1. _____	1. _____
2. _____	2. _____	2. _____	2. _____
3. _____	3. _____	3. _____	3. _____
4. _____	4. _____	4. _____	4. _____
5. _____	5. _____	5. _____	5. _____
6. _____	6. _____	6. _____	6. _____



Name: _____

Date: _____



Reading Comprehension Check #1

Directions: Read the passage. Answer the questions.

Crazy for Beanie Babies


Beanie Babies stuffed animals were hot in the 1990s. In a short time, they made some people very rich. However, they also made many others broke.

Ty Warner created the soft, floppy animals. At first, they sold for about \$5 each. In time, he made changes to the face of a stuffed bear. Because the bear had a new face, he stopped making the "Old Face Teddy." Now that the "Old Face Teddy" was not easy to get, people offered to pay more than \$5 for it.

Some people began to collect and sell Beanie Babies. This made them seem special. More and more customers wanted to buy them. The Beanie Baby craze grew. Discontinued animals sold for thousands of dollars! Then the craze began to die down. Warner made 24 new Beanie Babies, but they didn't sell well. What happened? Stores had more Beanie Babies than people wanted to buy. They had become too easy to get.

Warner became very rich. Many others lost money. A TV star spent \$100,000 on the toys. His 20,000 animals were no longer worth anything. Now, Beanie Babies sell for \$3 at flea markets.

1. What can you conclude about people who spent lots of money on Beanie Babies?
 - a. They thought they would always be able to sell them for a higher price.
 - b. They ran out of room to store all of their Beanie Babies.
 - c. They all must have been very poor to begin with.
 - d. They liked to play with Beanie Babies.

2. What caused "Old Face Teddy" to become so valuable? 

3. Write a short summary of the text.

4. What might happen if people begin to collect Beanie Babies again? Why?

Name _____



Money: Coins



Directions: Show the coins needed for each set.
Use the least amount of coins possible.

<p style="text-align: center;">56¢ <</p> <p>quarters _____</p> <p>dimes _____</p> <p>nickels _____</p> <p>pennies _____</p>	<p style="text-align: center;">45¢ <</p> <p>quarters _____</p> <p>dimes _____</p> <p>nickels _____</p> <p>pennies _____</p>	<p style="text-align: center;">83¢ <</p> <p>quarters _____</p> <p>dimes _____</p> <p>nickels _____</p> <p>pennies _____</p>
<p style="text-align: center;">77¢ <</p> <p>quarters _____</p> <p>dimes _____</p> <p>nickels _____</p> <p>pennies _____</p>	<p style="text-align: center;">29¢ <</p> <p>quarters _____</p> <p>dimes _____</p> <p>nickels _____</p> <p>pennies _____</p>	<p style="text-align: center;">18¢ <</p> <p>quarters _____</p> <p>dimes _____</p> <p>nickels _____</p> <p>pennies _____</p>
<p style="text-align: center;">68¢ <</p> <p>quarters _____</p> <p>dimes _____</p> <p>nickels _____</p> <p>pennies _____</p>	<p style="text-align: center;">70¢ <</p> <p>quarters _____</p> <p>dimes _____</p> <p>nickels _____</p> <p>pennies _____</p>	<p style="text-align: center;">34¢ <</p> <p>quarters _____</p> <p>dimes _____</p> <p>nickels _____</p> <p>pennies _____</p>
<p style="text-align: center;">97¢ <</p> <p>quarters _____</p> <p>dimes _____</p> <p>nickels _____</p> <p>pennies _____</p>	<p style="text-align: center;">\$1.00 <</p> <p>quarters _____</p> <p>dimes _____</p> <p>nickels _____</p> <p>pennies _____</p>	<p style="text-align: center;">88¢ <</p> <p>quarters _____</p> <p>dimes _____</p> <p>nickels _____</p> <p>pennies _____</p>

Week 1: Day 4
© Annie Moffatt @ The Moffatt Girls 2015

Name _____

© Annie Moffatt @ The Moffatt Girls 2015

Summer Word Scramble











Directions: Use the word bank on the left to unscramble the words. Use the color code to color the buckets.



- summer
- vacation
- lemonade
- fishing
- ocean
- watermelon
- swim
- seashell
- sandy
- picnic
- outdoors
- boating
- humidity
- sailing
- swimsuit
- surfing
- popsicle
- bucket
- crab
- lotion

- Nouns = green
- Adjectives = blue
- Verbs = orange

-  nysda _____
-  ailsgni _____
-  ihsingf _____
-  rsf guni _____
-  ktuceb _____
-  wims _____
-  tonlio _____
-  ctvaiano _____
-  rtosodou _____
-  mtwanleoe _____

-  dlaemeno _____
-  tblinga _____
-  lsaehels _____
-  wtisumis _____
-  memrus _____
-  coplpsie _____
-  icpnic _____
-  rcab _____
-  eaocn _____
-  mdythuii _____


Name _____ Date _____

BCCS-B _____ College _____

Name _____

Synonyms and Antonyms

Directions: Color the surfboards with synonyms orange.
Color the surfboards with antonyms blue.





glad happy	above below	glue paste	better worse	close open	small little	long short
float sink	see look	high low	last first	woman lady	less more	fast quick
end finish	loose tight	cry sob	hurry rush	hard soft	cold icy	on off
play work	right wrong	child kid	polite rude	dirty filthy	sell buy	tired sleepy





















Week 1, Day 5 © Annie Moffatt © The Moffatt Girls 2015

Name _____ © Annie Moffatt @ The Moffatt Girls 2015

Time by the 5 Minutes

Directions: Draw hands on the clock to show the time.




 1:25	 5:40	 10:05	 9:20
 12:15	 7:35	 6:10	 4:45
 5:55	 2:30	 8:50	 12:00
 3:50	 6:15	 11:40	 10:55
 7:45	 7:10	 5:00	 12:30

Week 1: Day 5

Name _____

Long A Sound Crossword Puzzle


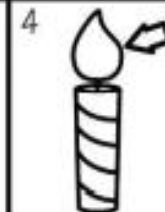



Directions: Use the picture clues to complete the crossword puzzle.
 Each word is spelled with a long a (ai, a_e, ay) sound.
 Next, put the words in ABC order.




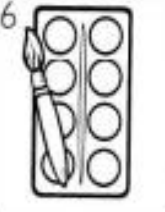



ABC Order

1. _____
2. _____
3. _____
4. _____
5. _____
6. _____
7. _____
8. _____
9. _____
10. _____

© Annie Moffatt @ The Moffatt Girls 2015

ACROSS	3 	4 
7 	8 	9 
Week 2: Day 1		

DOWN	1 	2 
5 	6 	7 

Name _____ Date _____

BCCS-B

College _____

Name _____

Main Idea and Details

Directions: Read the main idea.
Draw pictures and write details to support the main idea.



Main Idea:
There are many fun things to do during summer.

Week 2 Day 1

© Anne Mollatt of The Mollatt Girls 2019

Name _____

© Annie Moffatt @ The Moffatt Girls 2015

Homophones Crossword Puzzle

Directions: Use the correct words from the word bank to fill in the puzzle.
Only 10 words will be used. Next, box up the words in ABC order.

sew	ant	brake	so	role
herd	roll	aunt	deer	pale
pail	bawl	for	ball	break
knight	dear	night	four	heard

The crossword puzzle grid consists of 10 numbered starting points for words:

- 1. Down (3 letters)
- 2. Across (4 letters)
- 3. Down (3 letters)
- 4. Across (4 letters)
- 5. Down (3 letters)
- 6. Across (4 letters)
- 7. Down (3 letters)
- 8. Across (4 letters)
- 9. Across (4 letters)
- 10. Across (5 letters)

1.
2.
3.
4.
5.
6.
7.
8.
9.
10.
11.
12.
13.
14.
15.
16.
17.
18.
19.
20.

ACROSS


- 2. a container for water
- 4. A group of sheep
- 6. your mother's sister
- 8. to stitch 2 pieces of cloth
- 9. bread to eat with dinner
- 10. used to stop your bike

DOWN

- 1. the opposite of day
- 3. to cry loudly
- 5. a forest animal
- 7. the number after three

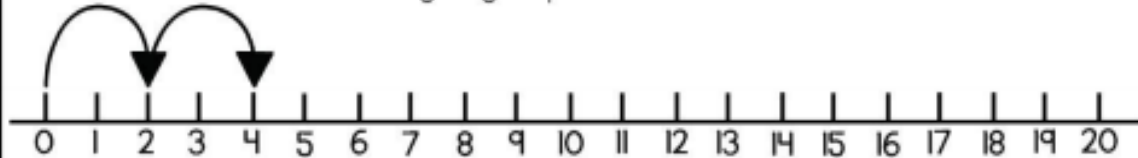
Name _____

Times Tables



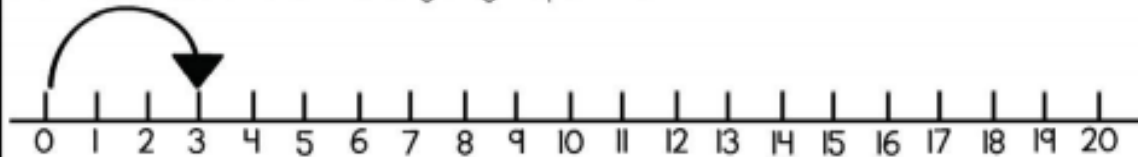
Directions: Mark the number line and write the numbers for each set.

Mark the number line counting in groups of 2.



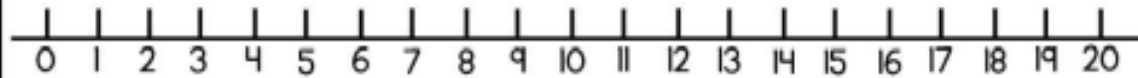
Write the numbers: **2, 4,**

Mark the number line counting in groups of 3.



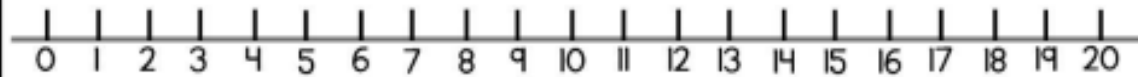
Write the numbers:

Mark the number line counting in groups of 4.



Write the numbers:

Mark the number line counting in groups of 5.



Write the numbers:

Make a number line from 0-30. Mark the number line counting in groups of 10.

Write the numbers:

Name: _____

Date: _____



The Skunk Ape Finds a Friend

The skunk ape lived alone in the woods outside the village. He was always sad because he didn't have a single friend. He tried to make friends with the villagers, but no one would come near him.

Everyone in the village stayed away from the skunk ape. His big, hairy appearance was frightening, but worst of all was his smell. Villagers could smell him before they could see him coming. They would go inside their homes and close the windows. The skunk ape smelled worse than ten stunks and a rotten cheeseburger.

One day, Jillian went swimming in a pond in the woods. She wore goggles and a nose plug. When she got out of the water, she took off her goggles, but she left her nose plug on.

The skunk ape saw Jillian and thought she looked nice. He tried once more to make a friend. This time, Jillian stayed and talked with the skunk ape. She thought he was very friendly. She started to take off her nose plug. When she smelled the skunk ape, she put it back on.

"Why won't anyone be friends with me?" he asked sadly.

"Don't worry," Jillian said. "I'll help you."

The next day, Jillian returned to the woods carrying shampoo and laundry spray. She also wore her nose plug. Jillian showed the skunk ape how to scrub his fur with the shampoo. Then, she sprayed him with the laundry spray. When Jillian took off her nose plug, the skunk ape didn't stink!

Together, Jillian and the skunk ape walked into town. The villagers looked out their windows. Then they opened their windows. They didn't notice any bad smell. They all came out to meet the skunk ape. Now he had plenty of new friends.

Reading Comprehension Check #2

Directions: Read the passage. Answer the questions.

1. Who is telling the story?

- a. The skunk ape
- b. Jillian
- c. Someone who is not in the story
- d. Someone who lives in the village

2. What is the setting of the story?

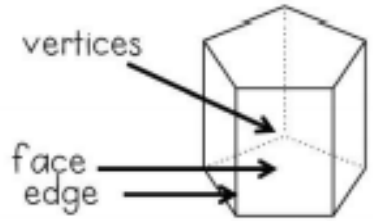
3. What is the problem in the story? How is it solved?

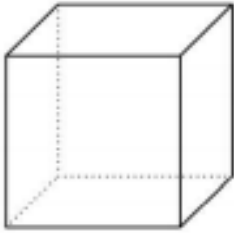
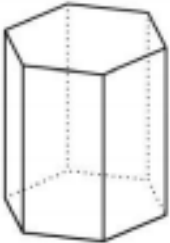
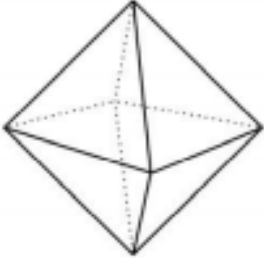
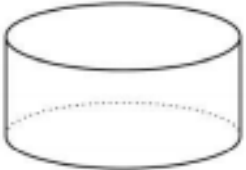
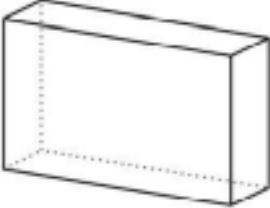
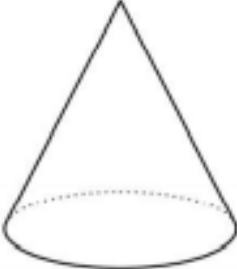

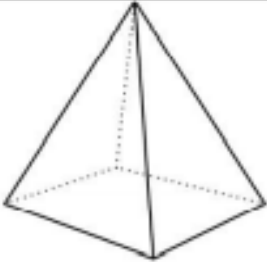
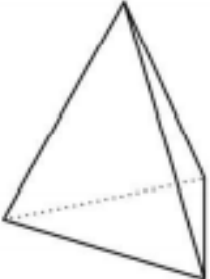
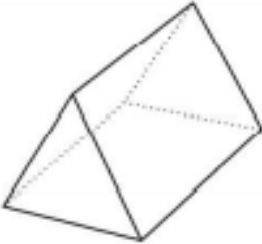
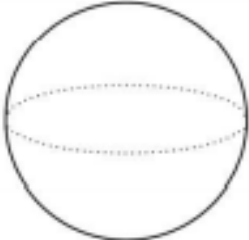
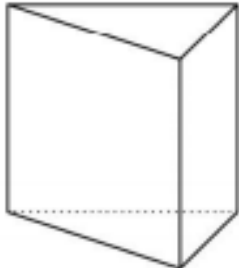
4. Write a short summary of the story.

Name _____

3D Shapes: Faces, Edges and Vertices

Directions: Write the number of faces, edges and vertices for each shape.



 <p>Faces: _____ Edges: _____ Vertices: _____</p>	 <p>Faces: _____ Edges: _____ Vertices: _____</p>	 <p>Faces: _____ Edges: _____ Vertices: _____</p>	 <p>Faces: _____ Edges: _____ Vertices: _____</p>
 <p>Faces: _____ Edges: _____ Vertices: _____</p>	 <p>Faces: _____ Edges: _____ Vertices: _____</p>	 <p>Faces: _____ Edges: _____ Vertices: _____</p>	 <p>Faces: _____ Edges: _____ Vertices: _____</p>
 <p>Faces: _____ Edges: _____ Vertices: _____</p>	 <p>Faces: _____ Edges: _____ Vertices: _____</p>	 <p>Faces: _____ Edges: _____ Vertices: _____</p>	 <p>Faces: _____ Edges: _____ Vertices: _____</p>


Name _____

Long E Sound Crossword Puzzle

Directions: Use the picture clues to complete the crossword puzzle. Each word is spelled with a long e (ee, ea or ey) sound.


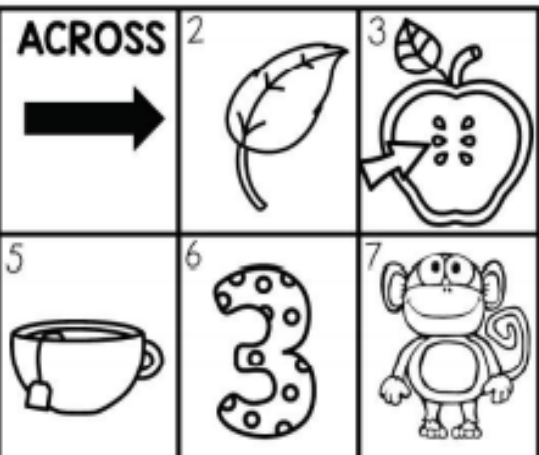
ABC Order

Next, put the words in ABC order.



1. _____
2. _____
3. _____
4. _____
5. _____
6. _____
7. _____
8. _____
9. _____
10. _____

© Annie Moffatt @ The Moffatt Girls 2015



Week 2: Day 4

Name _____

Adverbs and Verbs



Directions: Read each sentence. Circle the adverb in each sentence.
Underline the verb it describes.

1. Mary tiptoed up the stairs very quietly.

2. Beth and Jenny went to the beach yesterday.

3. The crab ran quickly across the hot sand.

4. My family will go camping tomorrow.

5. The fish swam happily.

6. Audrey cleaned her room joyfully.

7. We go swimming at the pool often.

8. The baby cried loudly after she hurt her knee.

9. Ben spoke softly to the brown bunny.

10. Mom cleaned the house quickly.

Directions: Write 5 sentences of your own.
Circle the adverb and underline the verb it describes.

1. _____
2. _____
3. _____
4. _____
5. _____

Name _____ Date _____

BCCS-B

College _____

Name: _____



Choose an animal and write all about it.


A large rectangular area with horizontal lines for writing. The lines are evenly spaced and extend across the width of the page.

Name _____ Date _____

BCCS-B _____ College _____

Name _____

Greater Numbers



Directions: Color the number that is greater on each pair on glasses.

345	432	898	899	123	121
747	774	379	387	1,000	100
999	989	454	544	199	169
687	669	456	465	812	802
563	536	934	943	884	892
638	683	844	499	674	659
919	909	178	187	569	699
343	334	529	548	101	110

© Annie Moirat @ The Moiratents 2015

Week 2, Day 5

Name _____

Reading Comprehension



Directions: Read the passage and answer the questions.

Birds have different shaped feet, depending on where they live. Birds such as mocking birds, robins and cardinals have **perching feet**. These birds have three toes in front and one in back, which allows them to grip a perch. The second type of bird has an **eagle foot**. Birds such as eagles, owls and hawks have sharp talons, which allow them to grip and kill their prey. The **webbed foot** birds (waterfowl) have webbed shaped feet, allowing them to paddle through water. Ducks, geese and flamingos are birds with webbed shaped feet. Finally, the ostrich (**ostrich foot**) is the only bird with two toes, which allows these flightless birds to run very fast.

1. What is the main idea of the passage?

2. What are the four types of birds? Give an example of each.

a. _____ example: _____

b. _____ example: _____

c. _____ example: _____

d. _____ example: _____

3. What would be a good title for the passage?

4. Label the four types of birds below, depending on the shape of their feet.








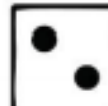






Name _____

Roll and Add or Subtract with Regrouping



Directions: Roll a die and solve a math problem in that column.
Continue playing (by yourself or with a partner) until all problems have been solved.


$\begin{array}{r} 84 \\ + 15 \\ \hline \end{array}$	$\begin{array}{r} 42 \\ - 15 \\ \hline \end{array}$	$\begin{array}{r} 64 \\ + 36 \\ \hline \end{array}$	$\begin{array}{r} 75 \\ - 27 \\ \hline \end{array}$	$\begin{array}{r} 33 \\ + 70 \\ \hline \end{array}$	$\begin{array}{r} 75 \\ - 15 \\ \hline \end{array}$
$\begin{array}{r} 55 \\ - 15 \\ \hline \end{array}$	$\begin{array}{r} 67 \\ + 38 \\ \hline \end{array}$	$\begin{array}{r} 52 \\ - 27 \\ \hline \end{array}$	$\begin{array}{r} 84 \\ + 16 \\ \hline \end{array}$	$\begin{array}{r} 83 \\ - 25 \\ \hline \end{array}$	$\begin{array}{r} 64 \\ + 37 \\ \hline \end{array}$
$\begin{array}{r} 49 \\ + 87 \\ \hline \end{array}$	$\begin{array}{r} 64 \\ - 25 \\ \hline \end{array}$	$\begin{array}{r} 93 \\ + 29 \\ \hline \end{array}$	$\begin{array}{r} 80 \\ - 35 \\ \hline \end{array}$	$\begin{array}{r} 67 \\ + 48 \\ \hline \end{array}$	$\begin{array}{r} 76 \\ - 58 \\ \hline \end{array}$
$\begin{array}{r} 28 \\ - 15 \\ \hline \end{array}$	$\begin{array}{r} 68 \\ + 35 \\ \hline \end{array}$	$\begin{array}{r} 76 \\ - 15 \\ \hline \end{array}$	$\begin{array}{r} 48 \\ + 54 \\ \hline \end{array}$	$\begin{array}{r} 85 \\ - 46 \\ \hline \end{array}$	$\begin{array}{r} 69 \\ + 45 \\ \hline \end{array}$
$\begin{array}{r} 67 \\ + 69 \\ \hline \end{array}$	$\begin{array}{r} 64 \\ - 47 \\ \hline \end{array}$	$\begin{array}{r} 68 \\ + 38 \\ \hline \end{array}$	$\begin{array}{r} 34 \\ - 23 \\ \hline \end{array}$	$\begin{array}{r} 87 \\ + 15 \\ \hline \end{array}$	$\begin{array}{r} 65 \\ - 48 \\ \hline \end{array}$
$\begin{array}{r} 58 \\ - 14 \\ \hline \end{array}$	$\begin{array}{r} 48 \\ + 46 \\ \hline \end{array}$	$\begin{array}{r} 71 \\ - 53 \\ \hline \end{array}$	$\begin{array}{r} 67 \\ + 54 \\ \hline \end{array}$	$\begin{array}{r} 41 \\ - 35 \\ \hline \end{array}$	$\begin{array}{r} 67 \\ + 28 \\ \hline \end{array}$
					

Name _____

Supporting Details I

Directions: Read the topic sentence.

Use the picture to help you write supporting details that relate to the topic sentence.

































There are many different activities to do at the beach.

© Annie Moffatt @ The Moffatt Girls 2015

Name _____

Elapsed Time

Directions: Draw hands to show the time for the first clock.
Show the elapsed time on the second clock.

 2:45		 4 hours later	 12:25		 3 hours later
 9:15		 5 hours later	 12:30		 2 ½ hours later
 5:05		 30 minutes later	 10:10		 3 hours later
 1:55		 30 minutes later	 4:20		 25 minutes later
 3:45		 35 minutes later	 12:00		 4 ½ hours later

Week 3, Day 2

Name: _____

Date: _____



Two Fools and Their Donkey

Ramón and his father saddled their donkey for the long journey to town. Then, they both climbed up into the saddle and set off.

Soon, they passed a farmer working in his field.

"Oh, no," the farmer called to them. "You're working that poor donkey too hard! It cannot carry two people like that."

Embarrassed, Ramón's father hopped down. He suggested they take turns riding the donkey. They set off again, with Ramón's father walking next to the donkey and Ramón sitting in the saddle.

After a short time, two women walked toward them. They looked angrily at Ramón.

"Shame on you," one woman said to him. "You make your father walk while you ride the donkey. You should show respect to your elders."

Ramón quickly slid down from the saddle. He insisted his father take a turn riding.

As Ramón walked next to the donkey, two men passed them by. Ramón and his father overheard the men talking.

"What kind of father makes his poor little boy walk while he rides?" they said.

Ramón's father stopped the donkey and got off.

"That's it," he said. "We'll both walk the rest of the way to town."

When they arrived at the town, people looked at Ramón and his father and laughed.


"Look at these foolish folks," they said. "They have a donkey but they walked all this way."

"I guess we can never make everyone happy," Ramón said with a shrug of his shoulders.

Reading Comprehension Check #3

Directions: Read the passage. Answer the questions.

- How do Ramón and his father respond to the people they passed?
 - They explain why they rode the donkey the way they did.
 - They ignore the people's suggestions and criticisms.
 - They wonder why everyone has different opinions.
 - They change what they're doing to avoid criticism.
- Who in the story would you most like to be friends with? Why?

- Which details support the theme "You can't make everyone happy"? 

- If you could give the story a different title, what would it be? Why?

Name _____

3rd Grade SIGHT WORDS I



Directions: Use the words to fill in the sentences.

about	carry	done	eight	full
better	clean	draw	fall	together
bring	cut	drink	far	grow

1. Mary needs to her bedroom.
2. It is too to walk to the beach.
3. Did you all of your milk?
4. What was the book ?
5. We want to vegetables in the garden.
6. Please some extra water with you.
7. My mom accidentally her finger on the knife.
8. We can go to the movies .
9. I like hotdogs than hamburgers.
10. Are you with your popsicle?
11. I found sand crabs on the beach.
12. Did you that picture all by yourself?
13. Can you help me in the groceries?
14. I am not too for ice cream!
15. Do not and trip on that rock.

Name _____

Synonym Word Scramble

Directions: Read the word on the top. Unscramble the letters on the bottom word to spell a synonym. The first one has been done for you.



<p>kind icen nice</p> <p>_____</p>	<p>laugh iggge</p> <p>_____</p>	<p>done hidfnsie</p> <p>_____</p>	<p>like njeyo</p> <p>_____</p>
<p>big rlgae</p> <p>_____</p>	<p>over bevaeo</p> <p>_____</p>	<p>simple seay</p> <p>_____</p>	<p>wet mpad</p> <p>_____</p>
<p>fast ikcqu</p> <p>_____</p>	<p>loud sinyo</p> <p>_____</p>	<p>happy ldag</p> <p>_____</p>	<p>silly unfny</p> <p>_____</p>
<p>small tiltel</p> <p>_____</p>	<p>freezing ocdl</p> <p>_____</p>	<p>thin knisyn</p> <p>_____</p>	<p>sleepy irtde</p> <p>_____</p>
<p>keep vesa</p> <p>_____</p>	<p>ill icsk</p> <p>_____</p>	<p>start gebni</p> <p>_____</p>	<p>similar lakie</p> <p>_____</p>
<p>shut lcese</p> <p>_____</p>	<p>cry ewep</p> <p>_____</p>	<p>garbage shtra</p> <p>_____</p>	<p>boast rgab</p> <p>_____</p>

Name _____ Date _____

BCCS-B

College _____

Name: _____



Should kids have summer learning packets?
Why or why not?

I think that

My first reason is

Another reason is

My last reason is

In conclusion,


Name _____ Date _____

BCCS-B _____ College _____

Name _____


Symmetry II

Directions: Use the grid lines to help you mirror the image of the crab.



Name _____

Money: Coin Riddles



Directions: Read the riddles and write the coins needed for the given amounts. Use real coins to help you.

Ann has 3 coins. The amount of the coins is 45 cents. What coins does she have?

Bill has 4 coins. The amount of the coins is 50 cents. What coins does Bill have?

Jane has 4 coins. The amount of the coins is 52 cents. What coins does Jane have?

Scott has 4 coins. The amount of the coins is 100 cents. What coins does Scott have?

Peggy has 5 coins. The amount of the coins is 75 cents. What coins does Peggy have?

Nick has 4 coins. The amount of the coins is 40 cents. What coins does Nick have?

Jenny has 8 coins. The amount of her coins is 67 cents. What coins does Jenny have?

Tim has 5 coins. The amount of his coins is 85 cents. What coins does Tim have?

Nancy has 7 coins. The amount of the coins is 61 cents. What coins does Nancy have?

Name _____


Long I Sound Crossword Puzzle

Directions: Use the picture clues to complete the crossword puzzle. Each word is spelled with a long i (i_e, igh or y) sound.
Next, put the words in ABC order.





ABC Order







© Annie Moffatt @ The Moffatt Girls 2015



1. _____
2. _____
3. _____
4. _____
5. _____
6. _____
7. _____
8. _____
9. _____
10. _____

ACROSS →	1 	2 
	4 	7 

DOWN ↓	1 	3 
	5 	6 


Week 4: Day 1

© Annie Moffatt @ The Moffatt Girls 2015

Name _____

Homophones


Directions: Find the words from the word bank.
Go across and down.



WORD BANK

- right
- peace
- know
- whose
- there
- two
- male
- knot
- flu
- one

W	H	O	S	E	O	N	E	K
M	A	L	E	C	I	T	P	N
W	R	I	T	E	T	H	I	O
P	T	M	A	I	L	E	E	W
E	H	W	H	O	'S	I	C	T
A	E	F	T	S	N	R	E	W
C	R	L	O	K	N	O	T	O
E	E	U	O	R	I	G	H	T
T	N	O	T	J	V	W	O	N
B	A	S	R	F	L	E	W	X



WORD BANK

- write
- piece
- no
- who's
- their
- too
- mail
- not
- flew
- won

Directions: Use the word bank to complete the sentences.

1. I have a <input style="width: 20px; height: 15px;" type="text"/> <input style="width: 20px; height: 15px;" type="text"/> <input style="width: 20px; height: 15px;" type="text"/> in my shoe laces.	6. I found it over <input style="width: 20px; height: 15px;" type="text"/> <input style="width: 20px; height: 15px;" type="text"/> <input style="width: 20px; height: 15px;" type="text"/> .
2. Can I have a <input style="width: 20px; height: 15px;" type="text"/> <input style="width: 20px; height: 15px;" type="text"/> <input style="width: 20px; height: 15px;" type="text"/> of pizza?	7. He <input style="width: 20px; height: 15px;" type="text"/> <input style="width: 20px; height: 15px;" type="text"/> first place.
3. I have <input style="width: 20px; height: 15px;" type="text"/> <input style="width: 20px; height: 15px;" type="text"/> sisters.	8. I got a letter in the <input style="width: 20px; height: 15px;" type="text"/> <input style="width: 20px; height: 15px;" type="text"/> <input style="width: 20px; height: 15px;" type="text"/> .
4. The bird <input style="width: 20px; height: 15px;" type="text"/> <input style="width: 20px; height: 15px;" type="text"/> away.	9. My brother wants to go <input style="width: 20px; height: 15px;" type="text"/> <input style="width: 20px; height: 15px;" type="text"/> .
5. <input style="width: 20px; height: 15px;" type="text"/> <input style="width: 20px; height: 15px;" type="text"/> bike is this?	10. I am going to <input style="width: 20px; height: 15px;" type="text"/> <input style="width: 20px; height: 15px;" type="text"/> a letter.

Week 4: Day 1

Name _____

Box Up Antonyms

Directions: Read each word in the boxes below.

Find an antonym in the word bank and write it in the boxes.

Bonus: Put the words in ABC order on the back of the paper.























shiny	even	add	answer	night
create	easy	least	listen	sunny
follow	pull	forget	fake	east

real 	question 	cloudy
remember 	lead 	difficult
west 	dull 	destroy
subtract 	most 	ignore
push 	day 	odd

Name _____

Greater Than, Less Than or EqualDirections: Write the correct symbol for each set ($>$, $<$, or $=$).

 1. $57 + 36$ <input type="text"/> $47 + 57$	 11. $48 - 37$ <input type="text"/> $54 - 42$
 2. $55 - 47$ <input type="text"/> $59 - 50$	 12. $63 + 58$ <input type="text"/> $40 + 80$
 3. $63 + 55$ <input type="text"/> $44 + 49$	 13. $45 + 47$ <input type="text"/> $47 + 43$
 4. $83 - 17$ <input type="text"/> $26 + 18$	 14. $57 - 43$ <input type="text"/> $53 - 37$
 5. $41 + 43$ <input type="text"/> $95 - 35$	 15. $45 + 33$ <input type="text"/> $89 - 33$
 6. $40 + 43$ <input type="text"/> $39 + 46$	 16. $49 - 40$ <input type="text"/> $61 - 50$
 7. $85 - 41$ <input type="text"/> $32 + 31$	 17. $43 + 34$ <input type="text"/> $100 - 40$
 8. $23 + 25$ <input type="text"/> $94 - 24$	 18. $97 - 38$ <input type="text"/> $33 + 44$
 9. $37 + 33$ <input type="text"/> $90 - 20$	 19. $86 - 15$ <input type="text"/> $26 + 25$
 10. $22 + 45$ <input type="text"/> $50 + 12$	 20. $55 - 54$ <input type="text"/> $46 - 43$

Week 4 - Day 2

© Annie Moffatt @ The Moffatt Girls 2015

Name: _____

Date: _____



Reading Comprehension Check #4

Directions: Read the passage. Answer the questions.

The Strangest Animal

What is a platypus? It is an odd animal. In some ways, it is like a bird. In some ways, it is like a reptile. In some ways, it is like a mammal.

Platypus only live in one small area of Australia. Scientists in Europe didn't see one until 1800. Some thought the animal, no longer living, was a trick. They tried to pull its bill off. One scientist studied the platypus carefully. He decided it is a mammal.


The platypus has a bill like a duck and webbed feet like some birds that live on the water. It was given a name that means "flat-footed duck." The platypus even lays eggs like a bird, but it is not a bird.


Platypus eggs have a leathery shell, like reptile eggs. Like many reptiles, the baby platypus is born with a special tooth. This "egg tooth" helps it break out of its shell. The platypus is also like a reptile because it has a venomous spike on its back leg. Many reptiles are venomous.

The platypus is not a bird or a reptile. It is a mammal! It has fur covering most of its body. It feeds milk to its young, and it is warm-blooded. These are all **traits** of mammals.

1. What is the meaning of the word **traits** in the passage?

- a. ways of learning about something using science
- b. qualities that help tell one thing apart from another
- c. different kinds of animals that belong to the same group
- d. ideas that have not been proven to be true

2. What evidence shows that a platypus is like a reptile? 

3. Based on the text, how is the platypus different from most mammals? 


4. What is the main idea of the text? How does the author support the main idea?

Name _____ © Annie Moffatt @ The Moffatt Girls 2015

Find the Grammar II!

Directions: Look at the picture below. Find and write each word under the correct category. Bonus: Put each set of words in ABC order.

nouns	verbs	adverbs	prepositions
1. _____	1. _____	1. _____	1. _____
2. _____	2. _____	2. _____	2. _____
3. _____	3. _____	3. _____	3. _____
4. _____	4. _____	4. _____	4. _____
5. _____	5. _____	5. _____	5. _____
6. _____	6. _____	6. _____	6. _____




Week 4 Day 1

Name _____

Supporting Details II

Directions: Read the topic sentence.

Use the picture to help you write supporting details that relate to the topic sentence.



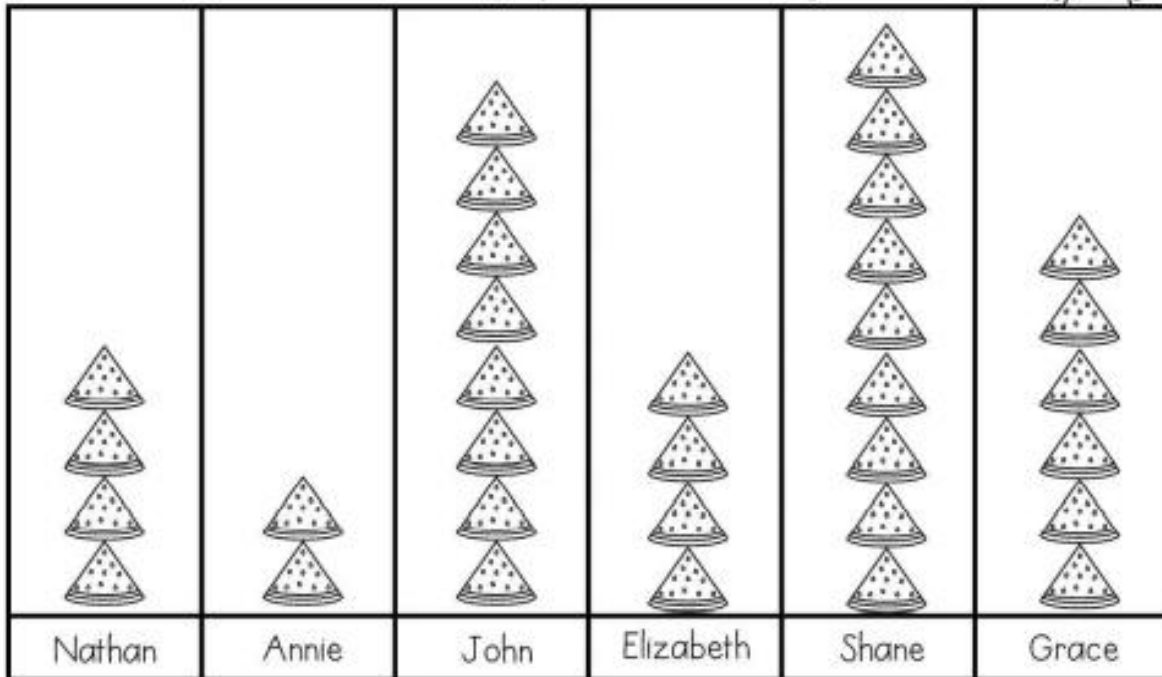
A cookout can be a lot of fun.


Name _____



Picture Graph

Directions: Use the graph to answer the questions.



Each  represents 3 pieces.

- John ate _____ more pieces of watermelon as Nathan
- Shane ate _____ more pieces of watermelon than Annie and Elizabeth together.
- _____ and Annie ate as many pieces of watermelon as John.
- Nathan ate _____ fewer pieces of watermelon than Shane and Annie together.
- Altogether, the children ate _____ pieces of watermelon.

Directions: Use the information on the graph to write 2 more questions of your own.

1. _____

2. _____

Name _____

Roll and Color a Part of Speech!

Directions: Roll a die and color that part of speech.

1	nouns (red)	2
2	verbs (orange)	3
3	adverbs (yellow)	4
4	adjectives (green)	5
5	pronouns (blue)	6
6	prepositions (purple)	

beach hot run towel quickly they sand

her sit on long

gently warm crab later

under bucket over

swim build later

quietly lotion we sleep near make

easily splash four blue today us shell


Week 4: Day 5 © Annie Moffatt © The Moffatt Girls 2015

Name _____

Money: Adding/Subtracting

Directions: Look at the prices of the items.

Answer the questions below. Use the back of the paper to show your work.



Summer Shopping

1. How much more does the umbrella cost than the swim trunks?

The umbrella cost \$_____ more than the swim trunks.

2. Jane bought the swimsuit, the flip flops and the sunglasses.

How much did she spend altogether? _____

3. Tim bought the goggles, the swim trunks and the bucket.

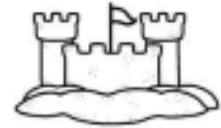
How much did he spend altogether? _____

4. Beth spent exactly \$27. What two items did she buy?

5. Patrick spent exactly \$45. What two items did he buy?

6. What is the difference between the most expensive and least expensive item? _____

Name _____



Contractions

Directions: Write the two words that make up each contraction in the boxes.

1. we're <input type="text"/> <input type="text"/> <input type="text"/> <input type="text"/>	8. shouldn't <input type="text"/> <input type="text"/> <input type="text"/> <input type="text"/> <input type="text"/> <input type="text"/>
2. aren't <input type="text"/> <input type="text"/> <input type="text"/> <input type="text"/> <input type="text"/>	9. haven't <input type="text"/> <input type="text"/> <input type="text"/> <input type="text"/> <input type="text"/> <input type="text"/>
3. I've <input type="text"/> <input type="text"/> <input type="text"/> <input type="text"/> <input type="text"/>	10. I'd <input type="text"/> <input type="text"/> <input type="text"/> <input type="text"/> <input type="text"/>
4. it's <input type="text"/> <input type="text"/> <input type="text"/>	11. you've <input type="text"/> <input type="text"/> <input type="text"/> <input type="text"/> <input type="text"/> <input type="text"/>
5. she'll <input type="text"/> <input type="text"/> <input type="text"/> <input type="text"/> <input type="text"/> <input type="text"/>	12. I'll <input type="text"/> <input type="text"/> <input type="text"/> <input type="text"/>
6. we'll <input type="text"/> <input type="text"/> <input type="text"/> <input type="text"/> <input type="text"/> <input type="text"/>	13. what'll <input type="text"/> <input type="text"/> <input type="text"/> <input type="text"/> <input type="text"/> <input type="text"/>
7. he's <input type="text"/> <input type="text"/> <input type="text"/>	14. couldn't <input type="text"/> <input type="text"/> <input type="text"/> <input type="text"/> <input type="text"/> <input type="text"/>



Making Contractions

Directions: Write the contraction for each set of words.



1. there is _____	8. could have _____
2. who is _____	9. you will _____
3. that is _____	10. who will _____
4. I am _____	11. has not _____
5. will not _____	12. must not _____
6. they would _____	13. we had _____
7. she is _____	14. is not _____

Name _____ Date _____

BCCS-B

College _____

Name _____

My Summer Word Search



Directions: Create a summer word search using the words below.
Fill in the blank spaces with letters. Have a friend find the words.

List of words to be found:

pool

picnic

swing

beach

summer

fishing

popsicle

vacation

castle

watermelon

sandbox

lemonade

sunglasses

playhouse

garden

Name: _____ Date: _____



Reading Comprehension Check #5

Directions: Read the passage. Answer the questions.

The Kon-Tiki

Polynesia is a group of islands in the Pacific Ocean. People have lived there for thousands of years. Experts once believed people first came to Polynesia from the west.

Thor Heyerdahl knew what the experts said. But the winds and ocean current come from the east. The plants and culture are similar to those in South America, to the east. Thor thought the first people came from the east.

Experts would not listen to Thor's ideas. They said that people long ago could never cross the Pacific in rafts. How could Thor prove it was possible?

In 1947, Thor and his companions went to Peru. They built a raft using only ancient tools. They called the raft Kon-Tiki, after a Polynesian god. Thor and his crew set off in Kon-Tiki to cross the Pacific.


The voyage was difficult. The men faced storms and sharks. They caught fish to eat. The wind and current carried them west. After 101 days, they arrived in Polynesia!


Thor proved that a raft voyage across the Pacific was possible. But some still doubt that's how people first came to Polynesia.

Week 5, Day 2

1. What is the main idea of the passage?

- a. Scientists don't always know the truth about the past.
- b. Experts decided that Thor was the best raft builder.
- c. People cannot travel across the Pacific to get to Polynesia.
- d. Thor showed that Polynesians could have come from the east.

2. What problem did Thor have? How did he solve it? 


3. What made Thor believe that Polynesians came from the east? 

4. What did Thor do before setting off on Kon-Tiki?







© Annie Maffitt & The Maffitt Girls 2020

Name _____

Roll and Solve 3 Digit Addition




Directions: Roll a die and solve a math problem in that column.
Continue playing (by yourself or with a partner) until all problems have been solved.

$\begin{array}{r} 173 \\ +578 \\ \hline \end{array}$	$\begin{array}{r} 471 \\ +239 \\ \hline \end{array}$	$\begin{array}{r} 618 \\ +164 \\ \hline \end{array}$	$\begin{array}{r} 705 \\ +199 \\ \hline \end{array}$	$\begin{array}{r} 469 \\ +213 \\ \hline \end{array}$	$\begin{array}{r} 199 \\ +289 \\ \hline \end{array}$
$\begin{array}{r} 182 \\ +258 \\ \hline \end{array}$	$\begin{array}{r} 433 \\ +277 \\ \hline \end{array}$	$\begin{array}{r} 392 \\ +347 \\ \hline \end{array}$	$\begin{array}{r} 374 \\ +376 \\ \hline \end{array}$	$\begin{array}{r} 273 \\ +455 \\ \hline \end{array}$	$\begin{array}{r} 608 \\ +149 \\ \hline \end{array}$
$\begin{array}{r} 336 \\ +387 \\ \hline \end{array}$	$\begin{array}{r} 285 \\ +346 \\ \hline \end{array}$	$\begin{array}{r} 274 \\ +578 \\ \hline \end{array}$	$\begin{array}{r} 299 \\ +198 \\ \hline \end{array}$	$\begin{array}{r} 477 \\ +289 \\ \hline \end{array}$	$\begin{array}{r} 548 \\ +193 \\ \hline \end{array}$
$\begin{array}{r} 365 \\ +269 \\ \hline \end{array}$	$\begin{array}{r} 747 \\ +69 \\ \hline \end{array}$	$\begin{array}{r} 452 \\ +499 \\ \hline \end{array}$	$\begin{array}{r} 625 \\ +296 \\ \hline \end{array}$	$\begin{array}{r} 399 \\ +405 \\ \hline \end{array}$	$\begin{array}{r} 714 \\ +168 \\ \hline \end{array}$
$\begin{array}{r} 575 \\ +255 \\ \hline \end{array}$	$\begin{array}{r} 356 \\ +297 \\ \hline \end{array}$	$\begin{array}{r} 277 \\ +366 \\ \hline \end{array}$	$\begin{array}{r} 345 \\ +238 \\ \hline \end{array}$	$\begin{array}{r} 673 \\ +99 \\ \hline \end{array}$	$\begin{array}{r} 189 \\ +298 \\ \hline \end{array}$
$\begin{array}{r} 454 \\ +267 \\ \hline \end{array}$	$\begin{array}{r} 309 \\ +208 \\ \hline \end{array}$	$\begin{array}{r} 429 \\ +248 \\ \hline \end{array}$	$\begin{array}{r} 510 \\ +369 \\ \hline \end{array}$	$\begin{array}{r} 439 \\ +285 \\ \hline \end{array}$	$\begin{array}{r} 555 \\ +399 \\ \hline \end{array}$
					

Name _____

Long O Sound Crossword Puzzle

Directions: Use the picture clues to complete the crossword puzzle. Each word is spelled with a long o (oa, ow, oe or o_e) sound. Next, put the words in ABC order.



ABC Order

1. _____
2. _____
3. _____
4. _____
5. _____
6. _____
7. _____
8. _____
9. _____
10. _____

© Annie Moffatt @ The Moffatt Girls 2015

ACROSS 	2 baby kangaroo 	5 	DOWN 	1 	3
	7 	8 		10 	4

Week 5, Day 3

Name _____

Skip Count and Color



Directions: Skip count and color according to each number chart.

skip count by 2's
(Color the numbers red)

1	2	3	4	5	6	7	8	9	10
11	12	13	14	15	16	17	18	19	20
21	22	23	24	25	26	27	28	29	30
31	32	33	34	35	36	37	38	39	40
41	42	43	44	45	46	47	48	49	50
51	52	53	54	55	56	57	58	59	60
61	62	63	64	65	66	67	68	69	70
71	72	73	74	75	76	77	78	79	80
81	82	83	84	85	86	87	88	89	90
91	92	93	94	95	96	97	98	99	100

skip count by 3's
(Color the numbers green)

1	2	3	4	5	6	7	8	9	10
11	12	13	14	15	16	17	18	19	20
21	22	23	24	25	26	27	28	29	30
31	32	33	34	35	36	37	38	39	40
41	42	43	44	45	46	47	48	49	50
51	52	53	54	55	56	57	58	59	60
61	62	63	64	65	66	67	68	69	70
71	72	73	74	75	76	77	78	79	80
81	82	83	84	85	86	87	88	89	90
91	92	93	94	95	96	97	98	99	100

skip count by 4's
(Color the numbers blue)

1	2	3	4	5	6	7	8	9	10
11	12	13	14	15	16	17	18	19	20
21	22	23	24	25	26	27	28	29	30
31	32	33	34	35	36	37	38	39	40
41	42	43	44	45	46	47	48	49	50
51	52	53	54	55	56	57	58	59	60
61	62	63	64	65	66	67	68	69	70
71	72	73	74	75	76	77	78	79	80
81	82	83	84	85	86	87	88	89	90
91	92	93	94	95	96	97	98	99	100

skip count by 5's
(Color the numbers yellow)

1	2	3	4	5	6	7	8	9	10
11	12	13	14	15	16	17	18	19	20
21	22	23	24	25	26	27	28	29	30
31	32	33	34	35	36	37	38	39	40
41	42	43	44	45	46	47	48	49	50
51	52	53	54	55	56	57	58	59	60
61	62	63	64	65	66	67	68	69	70
71	72	73	74	75	76	77	78	79	80
81	82	83	84	85	86	87	88	89	90
91	92	93	94	95	96	97	98	99	100

skip count by 10's
(Color the numbers brown)

1	2	3	4	5	6	7	8	9	10
11	12	13	14	15	16	17	18	19	20
21	22	23	24	25	26	27	28	29	30
31	32	33	34	35	36	37	38	39	40
41	42	43	44	45	46	47	48	49	50
51	52	53	54	55	56	57	58	59	60
61	62	63	64	65	66	67	68	69	70
71	72	73	74	75	76	77	78	79	80
81	82	83	84	85	86	87	88	89	90
91	92	93	94	95	96	97	98	99	100

skip count by 20's
(Color the numbers orange)

1	2	3	4	5	6	7	8	9	10
11	12	13	14	15	16	17	18	19	20
21	22	23	24	25	26	27	28	29	30
31	32	33	34	35	36	37	38	39	40
41	42	43	44	45	46	47	48	49	50
51	52	53	54	55	56	57	58	59	60
61	62	63	64	65	66	67	68	69	70
71	72	73	74	75	76	77	78	79	80
81	82	83	84	85	86	87	88	89	90
91	92	93	94	95	96	97	98	99	100

Name _____

Irregular Plural Nouns Crossword Puzzle

Directions: Read the clues and fill in the plural form for each word.

ACROSS	DOWN
2. the plural of elf	1. more than one woman
5. more than one child	3. the plural of scarf
7. more than one deer	4. more than one knife
9. more than one person	9. the plural of man
10. more than one tooth	10. the singular of mice

Week 5: Day 4 © Annie Moffatt @ The Moffatt Girls 2015

Name _____ Date _____

BCCS-B

College _____

Name: _____




Write about a time that you felt proud.

A large rectangular area with a black border, containing 15 horizontal lines for writing.


Name _____ Date _____

BCCS-B _____ College _____













Name _____ ©Annie Moffatt @ The Moffatt Girls 2015



Homophones




Directions: Draw a picture to match the word.
Write a short sentence using each word.

 hair	 hare	 hole	 whole
1. _____ 2. _____	1. _____ 2. _____	1. _____ 2. _____	1. _____ 2. _____
 ate	 eight	 right	 write
1. _____ 2. _____	1. _____ 2. _____	1. _____ 2. _____	1. _____ 2. _____
 weak	 week	 doe	 dough
1. _____ 2. _____	1. _____ 2. _____	1. _____ 2. _____	1. _____ 2. _____

Week 5, Day 5


© Annie Moffatt @ The Moffatt Girls 2015

Name _____



Diagrams: Sort into Groups











Directions: Use the numbers to fill in the diagram and answer the questions.



	Odd Numbers	Even Numbers
Less than 50		
More than 50		

1. Add these numbers to the correct box in the diagram:
64, 81, 12, 7, 30, 99, 112, 14, 37, 84, 55, 3, 204, 49, 91, 15, 111, 45, 68, 28, 32
2. In the diagram, which even number is less than 15? _____
3. In the diagram, which odd number is more than 91? _____
4. In the diagram, which odd number is less than 5? _____
5. In the diagram, which even number is between 28 and 32? _____
6. Put all of the numbers in the diagram in order from least to greatest:

Directions: Look at the numbers on the sunglasses. Color the greater number.

Name _____

What Happens Next?

Directions: Read the story below. Tell what happens next.



Jennifer and Ben went to the beach on Saturday. They wanted to collect a bucket of shells to make a necklace. They worked all day collecting the perfect shells in all shapes, sizes and colors. After their bucket was full, they decided to go home. When they they dumped out the shells, they couldn't believe what they found!

Tell what happens next...

Name _____

2 Step Word Problems with Money



Directions: Solve the problems. Show your work.

1. Sally bought a glass of lemonade for 12 cents, a popsicle for 8 cents and 3 strawberries for 3 cents each. How much change did she get from 50 cents?

5. Jessica wants to buy 5 pieces of pizza for \$2 each. She also buys 5 glasses of lemonade for \$1 each. How much change would she get from \$20?

2. George bought 2 ice pops for 25 cents each. He also bought 2 pieces of gum for 12 cents each. How much change did he get from 75 cents?

6. Tim went to the movies. He spent \$6 on popcorn, \$3 for a soda and \$4 for candy. How much change would he get from \$20?

3. Kelly purchased 4 glasses of lemonade for 12 cent each. She also bought 4 cookies for 10 cents each. How much change would she get from \$1.00?

7. April went to the fair. She spent \$5 for her ticket, \$12 on food and \$17 on games. If she started out with \$40, how much money does she have left?

4. Patrick bought a 15 cent ice cream cone for 4 of his friends. He also bought one for himself. How much change would he get from 85 cents?

8. Ben went to Disneyland with \$200. He spend \$95 dollars on his ticket and \$25 on food. How much money does he have for souvenirs?

Name: _____ Date: _____



Reading Comprehension Check #6

Directions: Read the passage. Answer the questions.

Nolan's Bright Idea

You've never met a kid as lazy as Nolan. He loves to sleep in late. He hates to clean up his room. Nolan always tries to find a way out of doing work.

One day, Nolan decided his life would be easier if he had a robot. The robot could clean his room. It could do his chores. It could even brush his teeth for him.

Nolan asked his parents for a robot. He wrote a letter to Santa asking for a robot. His birthday and Christmas both passed by. Nolan didn't get a robot. Finally, he decided he'd have to build the robot himself.


Nolan gathered up old tin cans and cardboard boxes. He attached wires to batteries. Building a robot was a lot of work. Furthermore, Nolan didn't know much about building a robot. Therefore, no matter how hard he tried, he couldn't get his robot to work.

After a few days, Nolan thought about the work he put into the robot. It had taken a long time. Brushing his teeth didn't take very long. Neither did cleaning his room. Nolan decided that doing his chores was easier than building a robot. From that day on, Nolan wasn't so lazy.

1. What is the theme of the story?

- a. If your parents won't buy you a robot, try building one.
- b. Avoiding work can be harder than doing the work itself.
- c. Kids who are lazy come up with some creative solutions.
- d. Technology causes more problems than it solves.

2. What details do readers learn about the main character? 

3. What evidence shows that Nolan is creative? 

4. What might have happened if Nolan's robot worked? What makes you think that?

Name _____

© Annie Moffatt @ The Moffatt Girls 2015



Money: Adding Up Dollars *and* Change

Directions: Fill in the correct amount. The first one has been done for you.

1. $\$1.50 + \$2 = \underline{\$3.50} + 25\text{¢} = \underline{\$3.75}$

2. $\$3.20 + \$5 = \underline{\hspace{2cm}} + 50\text{¢} = \underline{\hspace{2cm}}$

3. $\$4.35 + \$4 = \underline{\hspace{2cm}} + 35\text{¢} = \underline{\hspace{2cm}}$

4. $\$6.10 + \$8 = \underline{\hspace{2cm}} + 45\text{¢} = \underline{\hspace{2cm}}$

5. $\$5.55 + \$4 = \underline{\hspace{2cm}} + 15\text{¢} = \underline{\hspace{2cm}}$

6. $\$4.66 + \$3 = \underline{\hspace{2cm}} + 22\text{¢} = \underline{\hspace{2cm}}$

7. $\$3.56 + \$7 = \underline{\hspace{2cm}} + 24\text{¢} = \underline{\hspace{2cm}}$

8. $\$8.15 + \$6 = \underline{\hspace{2cm}} + 60\text{¢} = \underline{\hspace{2cm}}$

9. $\$6.45 + \$5 = \underline{\hspace{2cm}} + 45\text{¢} = \underline{\hspace{2cm}}$

10. $\$7.25 + \$7 = \underline{\hspace{2cm}} + 32\text{¢} = \underline{\hspace{2cm}}$

11. $\$5.55 + \$4 = \underline{\hspace{2cm}} + 35\text{¢} = \underline{\hspace{2cm}}$

12. $\$3.39 + \$9 = \underline{\hspace{2cm}} + 45\text{¢} = \underline{\hspace{2cm}}$

13. $\$7.15 + \$2 = \underline{\hspace{2cm}} + 70\text{¢} = \underline{\hspace{2cm}}$

14. $\$9.05 + \$9 = \underline{\hspace{2cm}} + 70\text{¢} = \underline{\hspace{2cm}}$

15. $\$11.25 + \$3 = \underline{\hspace{2cm}} + 15\text{¢} = \underline{\hspace{2cm}}$

16. $\$8.69 + \$5 = \underline{\hspace{2cm}} + 25\text{¢} = \underline{\hspace{2cm}}$

17. $\$10.25 + \$4 = \underline{\hspace{2cm}} + 60\text{¢} = \underline{\hspace{2cm}}$

18. $\$7.30 + \$3 = \underline{\hspace{2cm}} + 46\text{¢} = \underline{\hspace{2cm}}$

19. $\$8.88 + \$8 = \underline{\hspace{2cm}} + 10\text{¢} = \underline{\hspace{2cm}}$

20. $\$12.10 + \$2 = \underline{\hspace{2cm}} + 50\text{¢} = \underline{\hspace{2cm}}$

Name _____

3rd Grade SIGHT WORDS II



Directions: Use the words to fill in the sentences.

hold	seven	laugh	much	only
show	keep	light	myself	own
hurt	kind	long	never	pick

1. Can you me how to draw a horse?
2. I have been to Hawaii.
3. How does the ice cream cost?
4. Can I the baby kitten?
5. I like to my money in my wallet.
6. We are going to strawberries on Monday.
7. She will at my funny jokes.
8. I ate pieces of watermelon.
9. I a horse named Tucker.
10. Did you yourself when you fell off the bike?
11. Please turn on the so we can see.
12. How does the movie last?
13. My mother is very and thoughtful.
14. I can do it all by .
15. I have one pet.


Name _____

Long U Sound Crossword Puzzle









Directions: Use the picture clues to complete the crossword puzzle. Each word is spelled with a long u (ue, ui, or ew) sound. **ABC Order**
Next, put the words in ABC order.



© Annie Moffatt @ The Moffatt Girls 2015



1. _____
2. _____
3. _____
4. _____
5. _____
6. _____
7. _____
8. _____
9. _____
10. _____

ACROSS →	4 	5 	DOWN ↓	1 	2 
	8 	9 		10 	3 

Week 6: Day 3

Name _____

Grammar Word Search!

Directions: Find the nouns, verbs and adjectives in the word search.

Use the color code to highlight each word.

Bonus: Write the words in ABC order on the back of the page.



H	R	S	U	R	F	P	L	A	Z	Y	R
P	O	P	S	I	C	L	E	R	G	L	E
J	S	R	I	D	E	A	S	E	S	E	L
O	N	S	U	S	L	Y	U	L	B	M	A
G	R	I	L	L	E	D	M	K	A	O	X
J	U	M	P	S	B	S	M	N	R	N	I
B	C	P	M	U	R	H	E	I	B	A	N
H	T	F	O	N	A	C	R	R	E	D	G
U	A	R	I	N	T	A	A	P	C	E	S
M	E	E	S	Y	E	E	T	S	U	S	W
I	W	S	T	S	S	B	I	K	E	S	I
D	S	H	O	R	T	S	W	E	E	T	M



Color Code
 nouns—yellow
 verbs—green
 adjectives—red

shorts	play	barbecue
swim	moist	ride
lazy	beach	sweet
bike	grilled	sprinkler
humid	celebrate	sunny
jog	sweat	surf
relaxing	lemonade	summer
popsicle	fresh	jump

Name _____

Word Problems with Multiplication



Directions: Solve the problems. Write a multiplication sentence and show your work.

Write your own multiplication problem in the last box.

There were 5 fishbowls. There were 6 fish in each bowl. How many fish were there altogether?



There were 3 buckets. There were 8 shells in each bucket. How many shells were there altogether?



There were 4 boxes of popsicles. There were 10 popsicles in each box. How many popsicles were there altogether?



There were 5 pieces of watermelon. Each piece had 5 seeds. How many seeds were there altogether?



There were 6 children at the birthday party. Each child ate 3 pieces of pizza. How many pieces did they eat altogether?



Name _____ Date _____

BCCS-B _____ College _____

Name: _____



Think about a chore at home that you know how to do.
Write down the steps it takes to complete the chore.

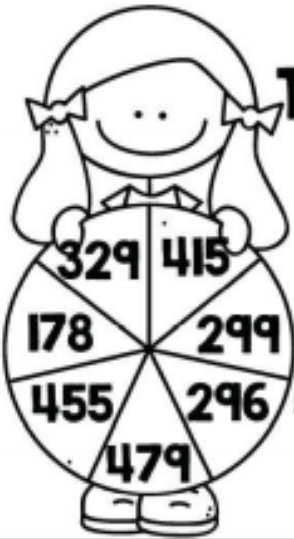
Name _____


Triple Digit Addition!

Spin and Add!

With Regrouping

Directions: Spin the girl spinner and write the number in the top boxes. Spin the boy spinner and write the number in the bottom boxes. Add. Circle either even or odd for the sum. Continue spinning and adding.





$\begin{array}{ c c c } \hline & & \\ \hline + & & \\ \hline \end{array}$ <p>even odd</p>	$\begin{array}{ c c c } \hline & & \\ \hline + & & \\ \hline \end{array}$ <p>even odd</p>	$\begin{array}{ c c c } \hline & & \\ \hline + & & \\ \hline \end{array}$ <p>even odd</p>	$\begin{array}{ c c c } \hline & & \\ \hline + & & \\ \hline \end{array}$ <p>even odd</p>
$\begin{array}{ c c c } \hline & & \\ \hline + & & \\ \hline \end{array}$ <p>even odd</p>	$\begin{array}{ c c c } \hline & & \\ \hline + & & \\ \hline \end{array}$ <p>even odd</p>	$\begin{array}{ c c c } \hline & & \\ \hline + & & \\ \hline \end{array}$ <p>even odd</p>	$\begin{array}{ c c c } \hline & & \\ \hline + & & \\ \hline \end{array}$ <p>even odd</p>
$\begin{array}{ c c c } \hline & & \\ \hline + & & \\ \hline \end{array}$ <p>even odd</p>	$\begin{array}{ c c c } \hline & & \\ \hline + & & \\ \hline \end{array}$ <p>even odd</p>	$\begin{array}{ c c c } \hline & & \\ \hline + & & \\ \hline \end{array}$ <p>even odd</p>	$\begin{array}{ c c c } \hline & & \\ \hline + & & \\ \hline \end{array}$ <p>even odd</p>

Name _____ Date _____










BCCS-B _____ College _____

Name _____

Summer Reading Log



Date	Title and Author of Book	Pages	Rating
			★ ★ ★ ★ ★
			★ ★ ★ ★ ★
			★ ★ ★ ★ ★
			★ ★ ★ ★ ★
			★ ★ ★ ★ ★
			★ ★ ★ ★ ★
			★ ★ ★ ★ ★
			★ ★ ★ ★ ★
			★ ★ ★ ★ ★
			★ ★ ★ ★ ★
			★ ★ ★ ★ ★
			★ ★ ★ ★ ★
			★ ★ ★ ★ ★
			★ ★ ★ ★ ★
			★ ★ ★ ★ ★
			★ ★ ★ ★ ★
			★ ★ ★ ★ ★
			★ ★ ★ ★ ★
			★ ★ ★ ★ ★
			★ ★ ★ ★ ★
			★ ★ ★ ★ ★
			★ ★ ★ ★ ★
			★ ★ ★ ★ ★
			★ ★ ★ ★ ★

© Annie Moffatt @ The Moffatt Girls 2015

 $\begin{array}{r} 1 \\ \times 1 \\ \hline \end{array}$ <p>©Annie Moffatt @ The Moffatt Girls</p>	 $\begin{array}{r} 1 \\ \times 2 \\ \hline \end{array}$ <p>©Annie Moffatt @ The Moffatt Girls</p>	 $\begin{array}{r} 1 \\ \times 3 \\ \hline \end{array}$ <p>©Annie Moffatt @ The Moffatt Girls</p>
 $\begin{array}{r} 1 \\ \times 4 \\ \hline \end{array}$ <p>©Annie Moffatt @ The Moffatt Girls</p>	 $\begin{array}{r} 1 \\ \times 5 \\ \hline \end{array}$ <p>©Annie Moffatt @ The Moffatt Girls</p>	 $\begin{array}{r} 1 \\ \times 6 \\ \hline \end{array}$ <p>©Annie Moffatt @ The Moffatt Girls</p>
 $\begin{array}{r} 1 \\ \times 7 \\ \hline \end{array}$ <p>©Annie Moffatt @ The Moffatt Girls</p>	 $\begin{array}{r} 1 \\ \times 8 \\ \hline \end{array}$ <p>©Annie Moffatt @ The Moffatt Girls</p>	 $\begin{array}{r} 1 \\ \times 9 \\ \hline \end{array}$ <p>©Annie Moffatt @ The Moffatt Girls</p>










Name _____ Date _____










BCCS-B _____ College _____

 $\begin{array}{r} 1 \\ \times 10 \\ \hline \end{array}$ <p>©Annie Moffatt @ The Moffatt Girls</p>	 $\begin{array}{r} 2 \\ \times 2 \\ \hline \end{array}$ <p>©Annie Moffatt @ The Moffatt Girls</p>	 $\begin{array}{r} 2 \\ \times 3 \\ \hline \end{array}$ <p>©Annie Moffatt @ The Moffatt Girls</p>
 $\begin{array}{r} 2 \\ \times 4 \\ \hline \end{array}$ <p>©Annie Moffatt @ The Moffatt Girls</p>	 $\begin{array}{r} 2 \\ \times 5 \\ \hline \end{array}$ <p>©Annie Moffatt @ The Moffatt Girls</p>	 $\begin{array}{r} 2 \\ \times 6 \\ \hline \end{array}$ <p>©Annie Moffatt @ The Moffatt Girls</p>
 $\begin{array}{r} 2 \\ \times 7 \\ \hline \end{array}$ <p>©Annie Moffatt @ The Moffatt Girls</p>	 $\begin{array}{r} 2 \\ \times 8 \\ \hline \end{array}$ <p>©Annie Moffatt @ The Moffatt Girls</p>	 $\begin{array}{r} 2 \\ \times 9 \\ \hline \end{array}$ <p>©Annie Moffatt @ The Moffatt Girls</p>

Name _____ Date _____










BCCS-B _____ College _____

 $\begin{array}{r} 2 \\ \times 10 \\ \hline \end{array}$ <p>©Annie Moffatt @ The Moffatt Girls</p>	 $\begin{array}{r} 3 \\ \times 3 \\ \hline \end{array}$ <p>©Annie Moffatt @ The Moffatt Girls</p>	 $\begin{array}{r} 3 \\ \times 4 \\ \hline \end{array}$ <p>©Annie Moffatt @ The Moffatt Girls</p>
 $\begin{array}{r} 3 \\ \times 5 \\ \hline \end{array}$ <p>©Annie Moffatt @ The Moffatt Girls</p>	 $\begin{array}{r} 3 \\ \times 6 \\ \hline \end{array}$ <p>©Annie Moffatt @ The Moffatt Girls</p>	 $\begin{array}{r} 3 \\ \times 7 \\ \hline \end{array}$ <p>©Annie Moffatt @ The Moffatt Girls</p>
 $\begin{array}{r} 3 \\ \times 8 \\ \hline \end{array}$ <p>©Annie Moffatt @ The Moffatt Girls</p>	 $\begin{array}{r} 3 \\ \times 9 \\ \hline \end{array}$ <p>©Annie Moffatt @ The Moffatt Girls</p>	 $\begin{array}{r} 3 \\ \times 10 \\ \hline \end{array}$ <p>©Annie Moffatt @ The Moffatt Girls</p>

 $\begin{array}{r} 4 \\ \times 4 \\ \hline \end{array}$ <p>©Annie Moffatt @ The Moffatt Girls</p>	 $\begin{array}{r} 4 \\ \times 5 \\ \hline \end{array}$ <p>©Annie Moffatt @ The Moffatt Girls</p>	 $\begin{array}{r} 4 \\ \times 6 \\ \hline \end{array}$ <p>©Annie Moffatt @ The Moffatt Girls</p>
 $\begin{array}{r} 4 \\ \times 7 \\ \hline \end{array}$ <p>©Annie Moffatt @ The Moffatt Girls</p>	 $\begin{array}{r} 4 \\ \times 8 \\ \hline \end{array}$ <p>©Annie Moffatt @ The Moffatt Girls</p>	 $\begin{array}{r} 4 \\ \times 9 \\ \hline \end{array}$ <p>©Annie Moffatt @ The Moffatt Girls</p>
 $\begin{array}{r} 4 \\ \times 10 \\ \hline \end{array}$ <p>©Annie Moffatt @ The Moffatt Girls</p>	 $\begin{array}{r} 5 \\ \times 5 \\ \hline \end{array}$ <p>©Annie Moffatt @ The Moffatt Girls</p>	 $\begin{array}{r} 5 \\ \times 6 \\ \hline \end{array}$ <p>©Annie Moffatt @ The Moffatt Girls</p>

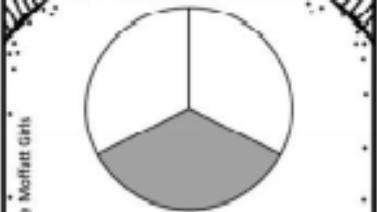













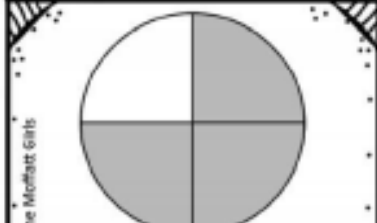

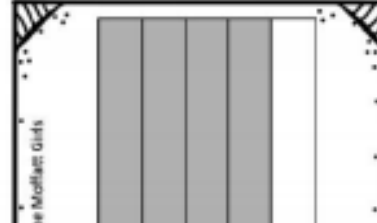
Name _____ Date _____

BCCS-B _____ College _____

 $\begin{array}{r} 5 \\ \times 7 \\ \hline \end{array}$ <p>©Annie Moffatt @ The Moffatt Girls</p>	 $\begin{array}{r} 5 \\ \times 8 \\ \hline \end{array}$ <p>©Annie Moffatt @ The Moffatt Girls</p>	 $\begin{array}{r} 5 \\ \times 9 \\ \hline \end{array}$ <p>©Annie Moffatt @ The Moffatt Girls</p>
 $\begin{array}{r} 5 \\ \times 10 \\ \hline \end{array}$ <p>©Annie Moffatt @ The Moffatt Girls</p>	 $\begin{array}{r} 1 \\ \times 0 \\ \hline \end{array}$ <p>©Annie Moffatt @ The Moffatt Girls</p>	 $\begin{array}{r} 2 \\ \times 0 \\ \hline \end{array}$ <p>©Annie Moffatt @ The Moffatt Girls</p>
 $\begin{array}{r} 3 \\ \times 0 \\ \hline \end{array}$ <p>©Annie Moffatt @ The Moffatt Girls</p>	 $\begin{array}{r} 4 \\ \times 0 \\ \hline \end{array}$ <p>©Annie Moffatt @ The Moffatt Girls</p>	 $\begin{array}{r} 5 \\ \times 0 \\ \hline \end{array}$ <p>©Annie Moffatt @ The Moffatt Girls</p>

Name _____ Date _____

BCCS-B College _____

 ©Annie Moffatt @ The Moffatt Girls 	 ©Annie Moffatt @ The Moffatt Girls 	 ©Annie Moffatt @ The Moffatt Girls 
 ©Annie Moffatt @ The Moffatt Girls 	 ©Annie Moffatt @ The Moffatt Girls 	 ©Annie Moffatt @ The Moffatt Girls 
 ©Annie Moffatt @ The Moffatt Girls 	 ©Annie Moffatt @ The Moffatt Girls 	 ©Annie Moffatt @ The Moffatt Girls 