

Name _____

Kindergarten Homework Remote Learning Packet

Week 38



Dear Educator,

My signature is proof that I have reviewed my scholar's work and supported him to the best of my ability to complete all assignments.


(Parent Signature)

(Date)

Parents please note that all academic packets are also available on our website at www.brighterchoice.org under the heading "Remote Learning." All academic packet assignments are mandatory and must be completed by all scholars.



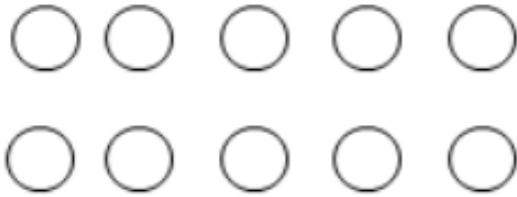
Day # 1





10 ones and 3 ones

Draw more to show the number.




10 ones and 2 ones



10 ones and 5 ones



10 ones and 7 ones



10 ones and 4 ones

Name _____ Week 38 Day 1 Date: _____

BCCS-B

SUNY Cortland SUNY Morrisville

Directions: Find and write the word **down**.

come down you down and
have jump down for where
make little go down in
down one not two is
here down play me down

down down

down down

down down

Name _____ Week 38 Day 1 Date: _____

BCCS-B

SUNY Cortland SUNY Morrisville

Directions: Use the word box to finish the sentence.

hat

cat

rat

bat

mat

I can see a _____.



I can see a _____.



I can see a _____.



I can see a _____.




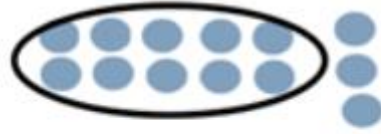
I can see a _____.





Day # 2






I have 10 ones and 3 ones.

Circle 10 things. Tell how many there are in two parts, 10 ones and some more ones.



I have 10 ones and ___ ones.



I have 10 ones and ___ ones.



I have ___ ones and ___ ones.



I have ___ ones and ___ ones.

Name _____ Week 38 Day 2 Date: _____

BCCS-B

SUNY Cortland SUNY Morrisville

Directions: Trace and write the word **each**.

each

each

each

each

each

each

each

each

each




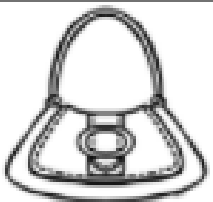


each

Name _____ Week 38 Day 2 Date: _____

BCCS-B


SUNY Cortland SUNY Morrisville

Directions: Say the word, unscramble the word and write the word.

Say it	Unscramble it	Write it
	a c t	_____ ----- _____
	p n a	_____ ----- _____
	a m p	_____ ----- _____
	b g a	_____ ----- _____
	t a h	_____ ----- _____
	p t a	_____ ----- _____



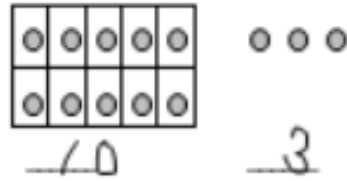
Day # 3



Name _____ Week 38 Day 3 Date: _____

BCCS-B

SUNY Cortland SUNY Morrisville



Count and write how many the Say Ten way.



10 _____



10 _____



_____ _____



_____ _____

Name _____ Week 38 Day 3 Date: _____

BCCS-B

SUNY Cortland SUNY Morrisville

Directions: Use the word box below to finish the sentences below.

the	to	and	said
for	you	it	in





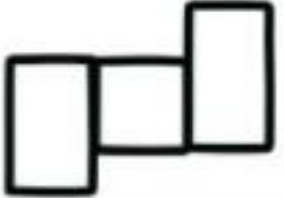

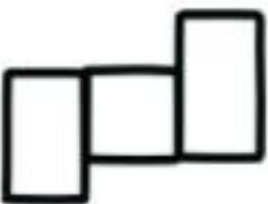



1. We can go _____ the park.
2. The cat is big _____ brown.
3. "Time for bed," _____ my mom.
4. _____ cake is yummy.
5. Can _____ play with me?
6. Put _____ in the box.
7. Is that new book _____ me?
8. My toys are _____ the bin.

Name _____ Week 38 Day 3 Date: _____

BCCS-B


SUNY Cortland SUNY Morrisville

Directions: Read and write the word. Color the matching picture.

Read	Write	Color
net		
vet		
pet		
jet		
wet		



Day # 4



Name _____ Week 38 Day 4 Date: _____

BCCS-B

SUNY Cortland SUNY Morrisville

Write the numbers that go before and after, counting the Say Ten way.



BEFORE	NUMBER	AFTER
10 and 3	10 and 4	10 and 5
and	10 and 2	and
and	10 and 5	and
and	10 and 6	and
and	10 and 1	and
and	10 and 9	and

Name _____ Week 38 Day 4 Date: _____

BCCS-B

SUNY Cortland SUNY Morrisville

Directions: Trace the words. Draw a line to connect the words on the left to the matching words on the right.

he

was

that

she

on

that

she

on

was

he

Name _____ Week 38 Day 4 Date: _____

BCCS-B

SUNY Cortland SUNY Morrisville

Directions: Fill in the missing letter. Write the word under the picture.



r u



r t



a n



j t




e n



h t



Day # 5

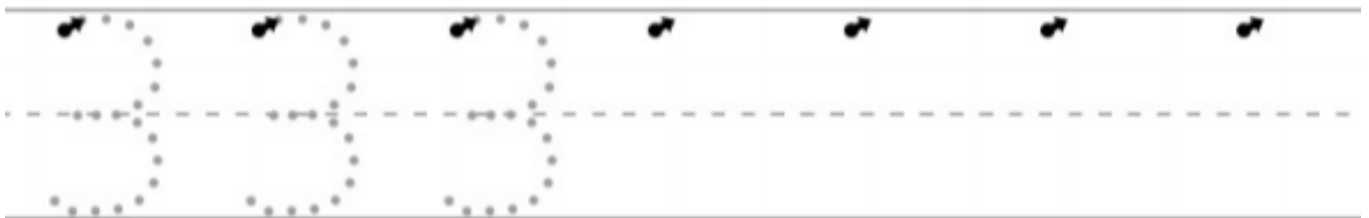
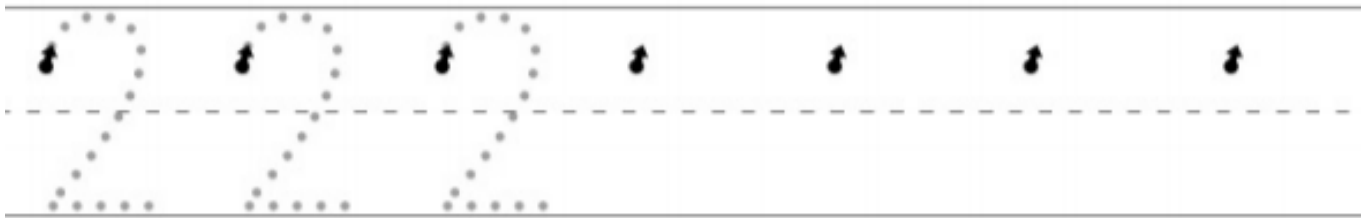
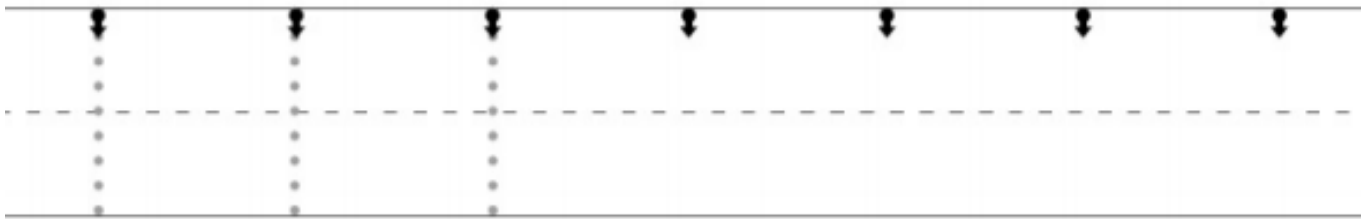



Name _____ Week 38 Day 5 Date: _____

BCCS-B

SUNY Cortland SUNY Morrisville

Directions: Trace and write the numbers 0 to 4.

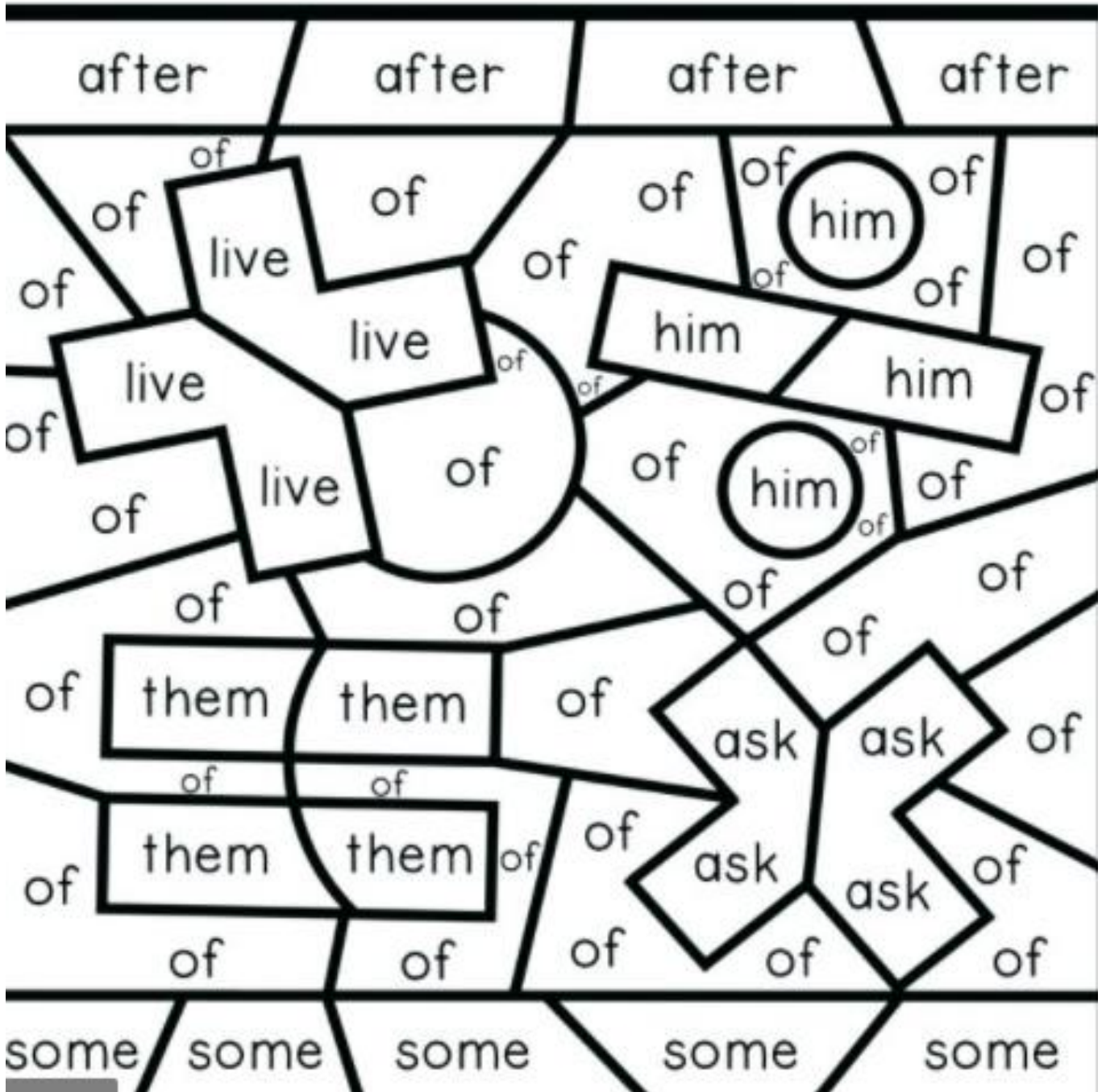


Name _____ Week 38 Day 5 Date: _____

BCCS-B

SUNY Cortland SUNY Morrisville

Directions: Use the code below to color the picture.






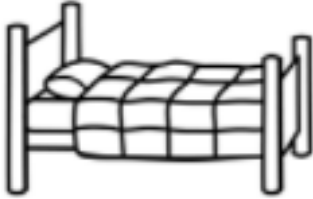





Name _____ Week 38 Day 5 Date: _____

BCCS-B

SUNY Cortland SUNY Morrisville

Directions: Write the missing beginning sound for each word.

 <input type="text"/> e g	 <input type="text"/> e n	 <input type="text"/> e n
 <input type="text"/> e g	 <input type="text"/> e t	 <input type="text"/> e d
 <input type="text"/> e d	 <input type="text"/> e t	 <input type="text"/> e b

Kindergarten Homework Remote Learning Packet

Week 39



Dear Educator,

My signature is proof that I have reviewed my scholar's work and supported him to the best of my ability to complete all assignments.


(Parent Signature)

(Date)

Parents please note that all academic packets are also available on our website at www.brighterchoice.org under the heading "Remote Learning." All academic packet assignments are mandatory and must be completed by all scholars.



Day # 1



Name _____ Week 39 Day 1 Date: _____

BCCS-B

SUNY Cortland SUNY Morrisville

Write and draw the number. Use your Hide Zero cards to help you.

1 0 2

↓ ↓

1 0 7

↓ ↓

1 0 9

↓ ↓

1 0 4

↓ ↓

Name _____ Week 39 Day 1 Date: _____

BCCS-B

SUNY Cortland SUNY Morrisville

Directions: Color, trace and find the word where.

where

Trace the sight word.

where where where

Circle the sight word in this sentence:

Where is your red sock?

Find the word "where" in the boxes below and circle it or color in the box.

it	we	not	where	three	one
up	where	three	me	where	away









Name _____ Week 39 Day 1 Date: _____

BCCS-B

SUNY Cortland SUNY Morrisville


Directions: Color the **Sh** words in the box and match them next to their matching picture.

shell	chap	bush	cash	such
shovel	sheep	sock	chair	brush
spin	sick	ship	shark	stick

 _____	 _____
 _____	 _____
 _____	 _____
 _____	 _____



Day # 2

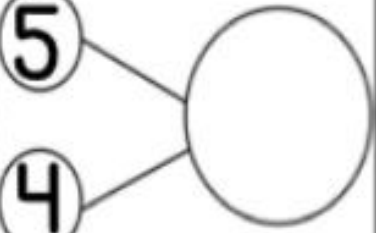
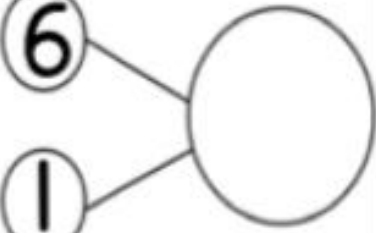
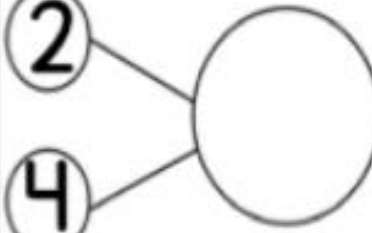
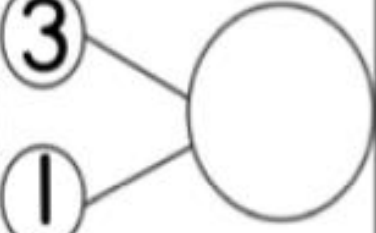
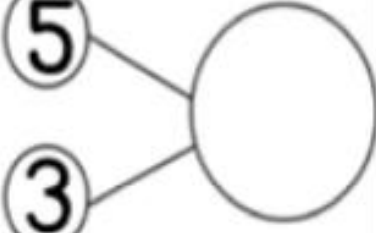
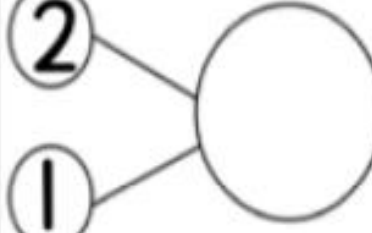
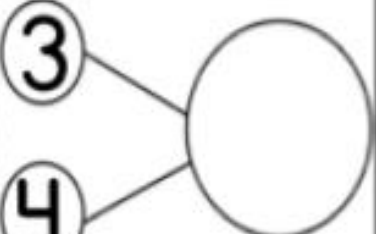

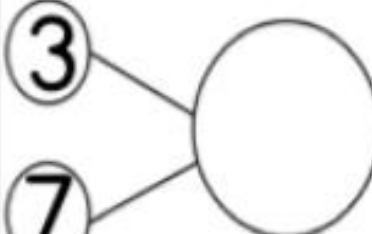


Name _____ Week 39 Day 2 Date: _____

BCCS-B

SUNY Cortland SUNY Morrisville

Directions: Complete the number bond. Finish the number sentence.

<p>5</p>  <p>4</p> <p>$5+4=$ _____</p>	<p>6</p>  <p>1</p> <p>$6+1=$ _____</p>	<p>2</p>  <p>4</p> <p>$2+4=$ _____</p>
<p>3</p>  <p>1</p> <p>$3+1=$ _____</p>	<p>5</p>  <p>3</p> <p>$5+3=$ _____</p>	<p>2</p>  <p>1</p> <p>$2+1=$ _____</p>
<p>3</p>  <p>4</p> <p>$3+4=$ _____</p>	<p>2</p>  <p>6</p> <p>$2+6=$ _____</p>	<p>3</p>  <p>7</p> <p>$3+7=$ _____</p>

Name _____ Week 39 Day 2 Date: _____

BCCS-B

SUNY Cortland SUNY Morrisville

Directions: Trace and write the word **your**.

your

your

your

your

your

your

your

your

your







your

Name _____ Week 39 Day 2 Date: _____

BCCS-B


SUNY Cortland SUNY Morrisville

Directions: Circle the digraph that goes with each picture.

	<p>ch th sh</p>		<p>ch th sh</p>
	<p>ch th sh</p>		<p>ch th sh</p>
	<p>ch th sh</p>		<p>ch th sh</p>



Day # 3



Name _____ Week 39 Day 3 Date: _____

BCCS-B

SUNY Cortland SUNY Morrisville

Directions: Solve the following addition problems.

$3+2=$ <input type="text"/>	$2+8=$ <input type="text"/>	$8+5=$ <input type="text"/>
$5+3=$ <input type="text"/>	$8+9=$ <input type="text"/>	$5+5=$ <input type="text"/>
$5+7=$ <input type="text"/>	$3+1=$ <input type="text"/>	$1+1=$ <input type="text"/>
$3+3=$ <input type="text"/>	$9+5=$ <input type="text"/>	$3+4=$ <input type="text"/>
$6+2=$ <input type="text"/>	$4+2=$ <input type="text"/>	$8+1=$ <input type="text"/>
$2+1=$ <input type="text"/>	$2+2=$ <input type="text"/>	$7+4=$ <input type="text"/>
$6+6=$ <input type="text"/>	$6+7=$ <input type="text"/>	$5+4=$ <input type="text"/>
$8+3=$ <input type="text"/>	$6+3=$ <input type="text"/>	$2+7=$ <input type="text"/>

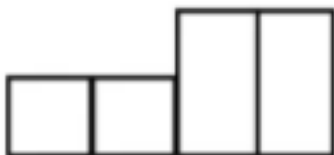
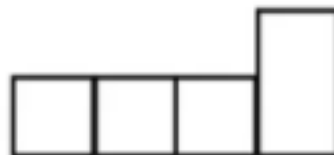
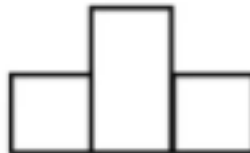
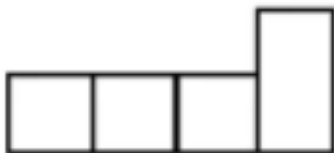
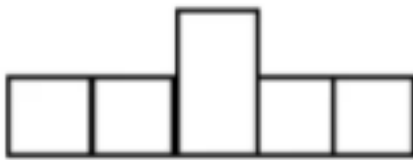
Name _____ Week 39 Day 3 Date: _____

BCCS-B

SUNY Cortland SUNY Morrisville

Directions: Use the box below to write the correct word in the boxes.

under	want	was	yes	well	
went	what	white	who	will	with



Name _____ Week 39 Day 3 Date: _____

BCCS-B


SUNY Cortland SUNY Morrisville

Directions: Circle the picture that goes with the digraph in each row.

th			
ch			
sh			
wh			
ph			



Day # 4

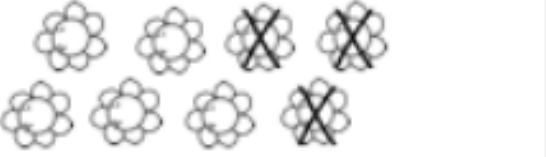









Name _____ Week 39 Day 4 Date: _____

BCCS-B

SUNY Cortland SUNY Morrisville

Directions: Use the pictures to solve the subtraction problems.

 $8 - 3 = \underline{\quad}$	 $5 - 4 = \underline{\quad}$
 $6 - 4 = \underline{\quad}$	 $10 - 2 = \underline{\quad}$
 $5 - 3 = \underline{\quad}$	 $7 - 5 = \underline{\quad}$
 $9 - 2 = \underline{\quad}$	 $4 - 3 = \underline{\quad}$

Name _____ Week 39 Day 4 Date: _____

BCCS-B

SUNY Cortland SUNY Morrisville

Directions: Write and trace the following sight words. Color the picture.



Practice writing your sight words.

the	to	
and	is	
the	a	it

Name _____ Week 39 Day 4 Date: _____

BCCS-B

SUNY Cortland SUNY Morrisville

Directions: Use the box to fill in the correct digraph.

ch	ph	sh	th	wh
----	----	----	----	----

Fill the blanks with the correct digraph



ief



umb



one



ale




erry



ovel



Day # 5









Name _____ Week 39 Day 5 Date: _____

BCCS-B

SUNY Cortland SUNY Morrisville

Directions: Use the pictures to solve the addition problems.


 $3 + 2 = \underline{\quad}$	 $1 + 1 = \underline{\quad}$
 $2 + 2 = \underline{\quad}$	 $2 + 1 = \underline{\quad}$
 $3 + 1 = \underline{\quad}$	 $2 + 2 = \underline{\quad}$

Name _____ Week 39 Day 5 Date: _____

BCCS-B

SUNY Cortland SUNY Morrisville

Directions: Trace and write the following sight words.

play 

here 

Let's put them in sentences!

I _____ the piano.

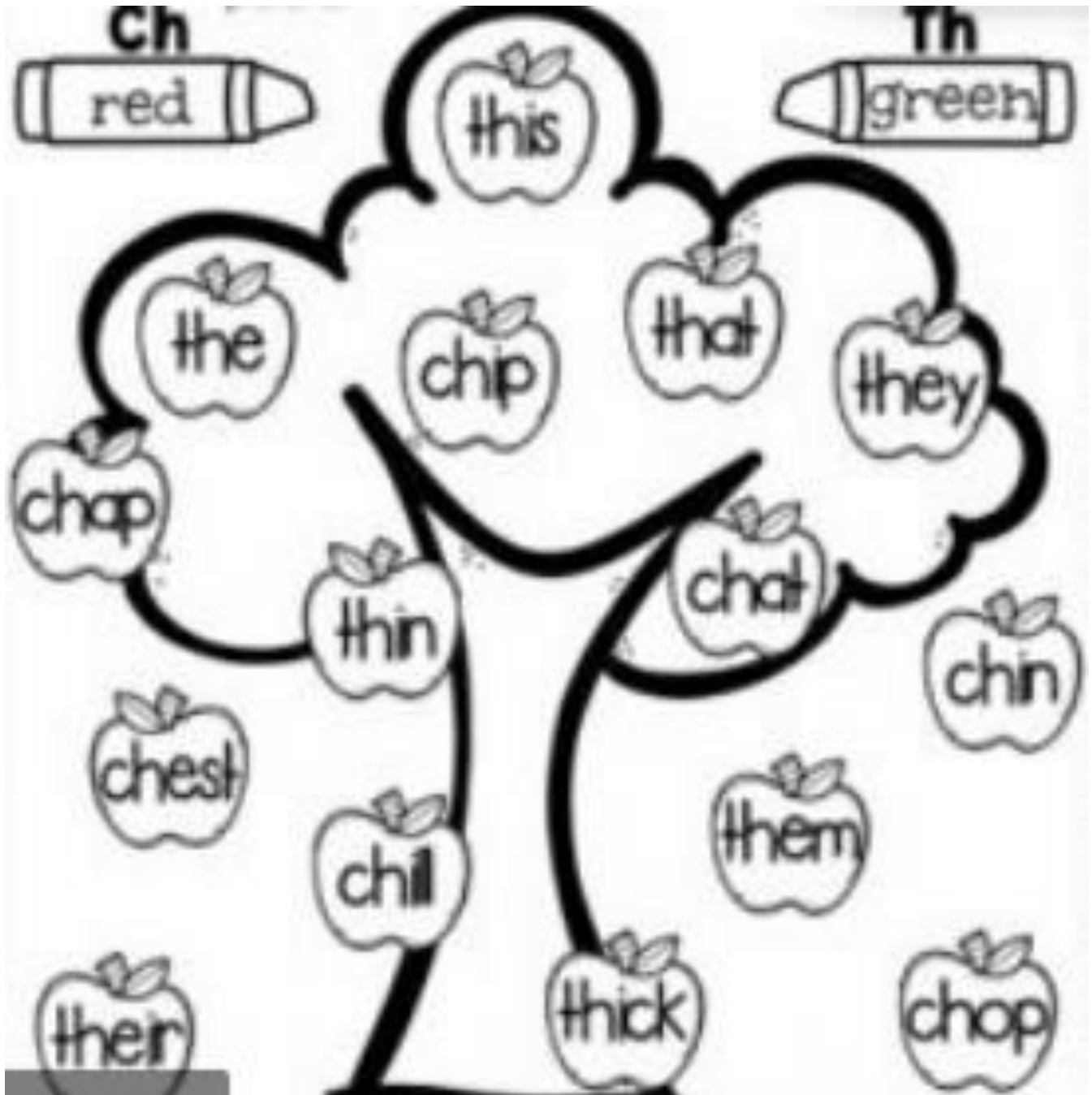
I want to stay _____ .

Name _____ Week 39 Day 5 Date: _____

BCCS-B

SUNY Cortland SUNY Morrisville

Directions: Color the **Ch** word red and the **Th** words green.



Name _____

Kindergarten Homework Remote Learning Packet

Week 40



Dear Educator,

My signature is proof that I have reviewed my scholar's work and supported him to the best of my ability to complete all assignments.

(Parent Signature)

(Date)



Parents please note that all academic packets are also available on our website at www.brighterchoice.org under the heading "Remote Learning." All academic packet assignments are mandatory and must be completed by all scholars.

Name _____ Week 40 Day 1 Date: _____

BCCS-B

SUNY Cortland SUNY Morrisville

Directions: Use the pictures to create a graph.

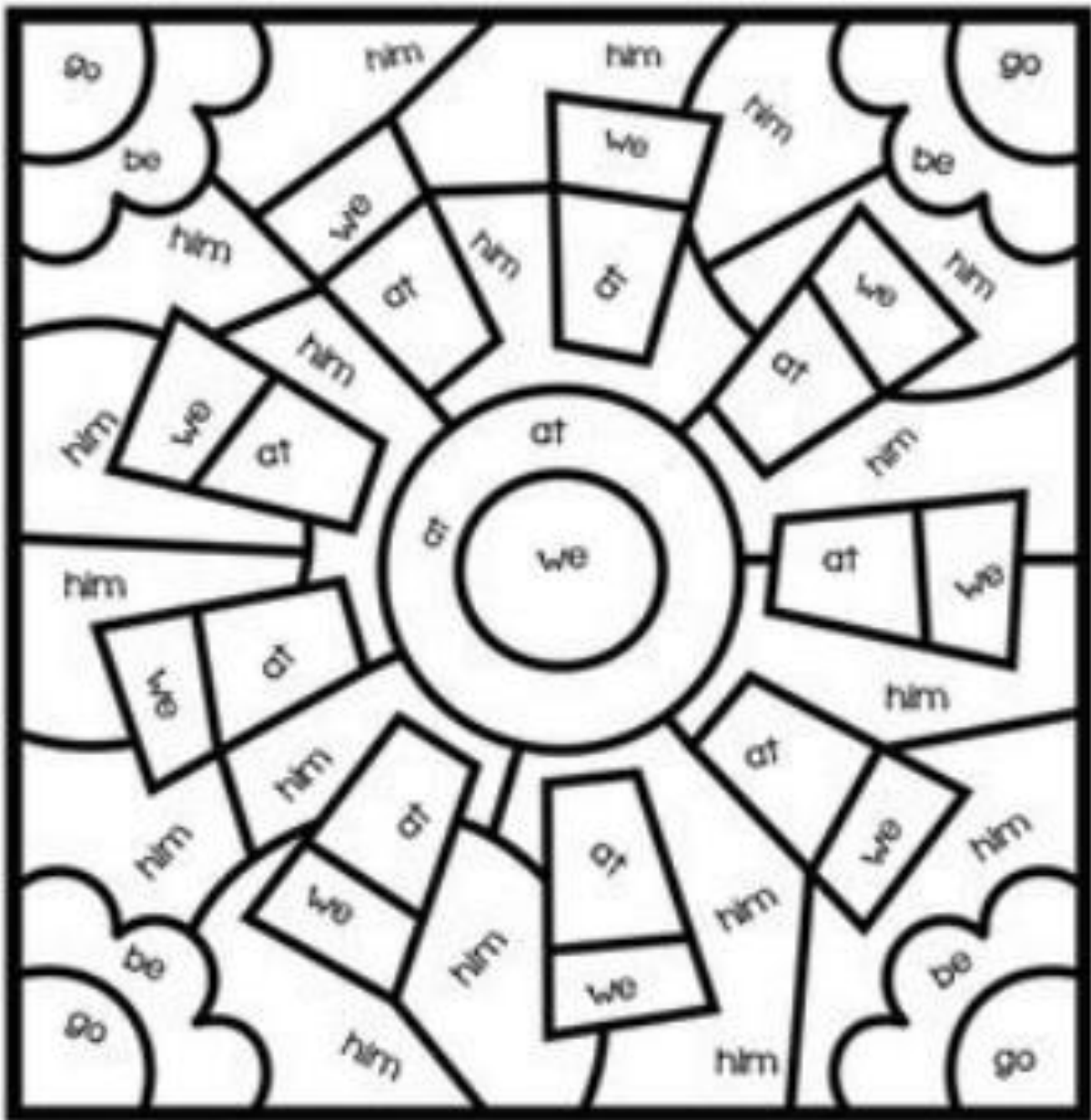


Name _____ Week 40 Day 1 Date: _____

BCCS-B

SUNY Cortland SUNY Morrisville

Directions: Use the code below to color the picture.



Yellow - at	Pink - be	Orange - we
Green - go	Blue - him	

Name _____ Week 40 Day 1 Date: _____

BCCS-B

SUNY Cortland SUNY Morrisville

Directions: Trace the summer words.

sunshine 

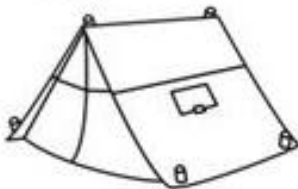
watermelon 


vacation 

beach 

picnic 


swim 

camp 





Day # 2



Name _____ Week 40 Day 2 Date: _____

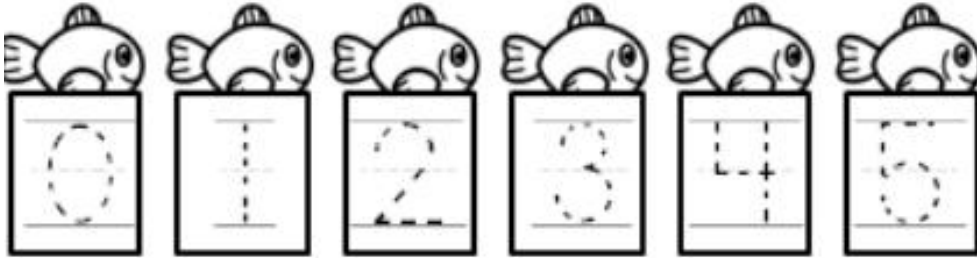
BCCS-B

SUNY Cortland SUNY Morrisville


Directions: Trace the numbers and color the objects.

Beach Numbers


Trace the numbers.



Color **2** balls.



Color **4** shells.

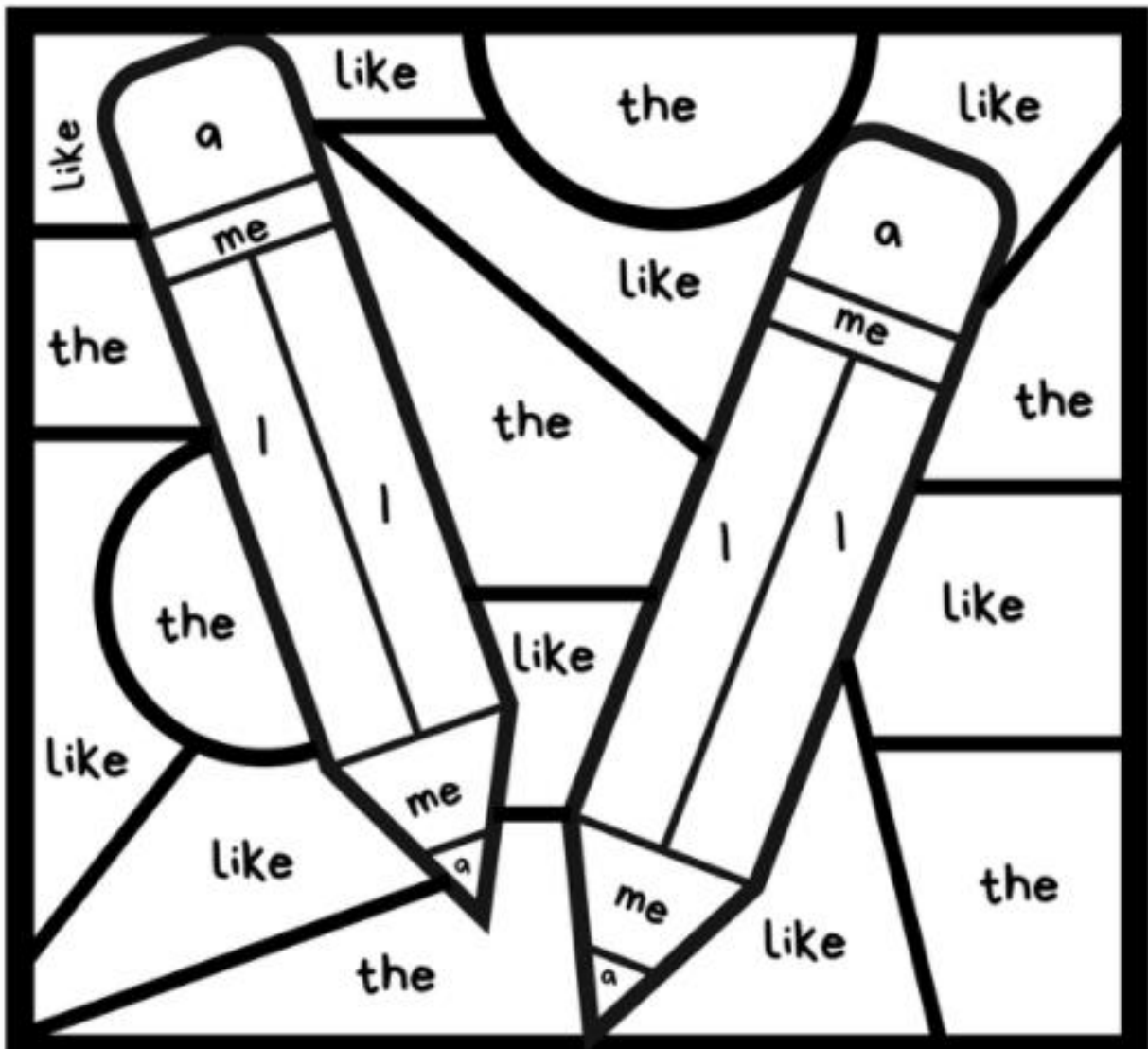
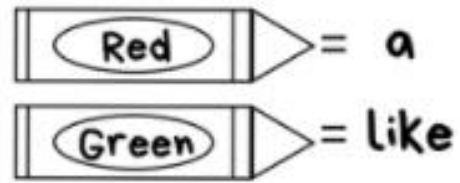
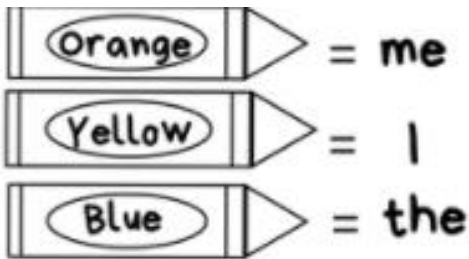


Name _____ Week 40 Day 2 Date: _____

BCCS-B

SUNY Cortland SUNY Morrisville

Directions: Use the code to color the picture.



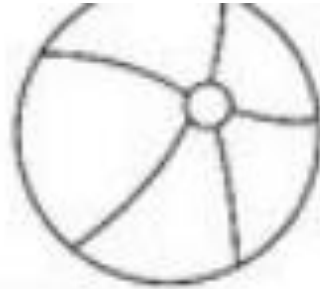
Name _____ Week 40 Day 2 Date: _____

BCCS-B

SUNY Cortland SUNY Morrisville


Directions: Finish the following sentence. Draw a picture to match your sentence.

ON the first DAY of
SUMMER Vacation, I am
GOING to...

A large rounded rectangular box intended for drawing a picture related to the sentence.A series of eight horizontal lines provided for writing the answer to the sentence.



Day # 3



Name _____ Week 40 Day 3 Date: _____

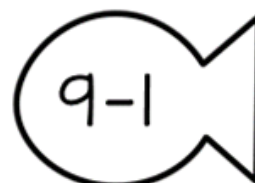
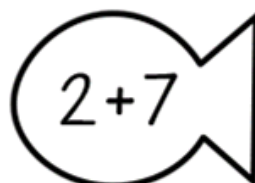
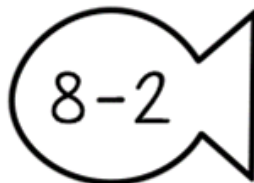
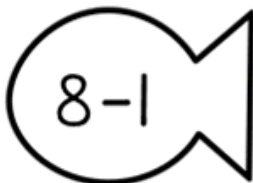
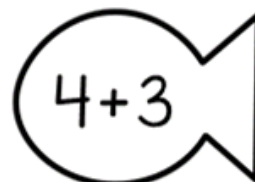
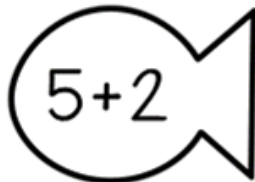

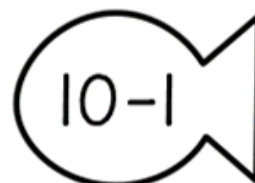
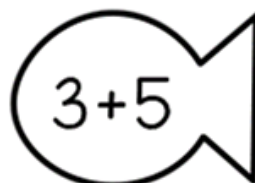
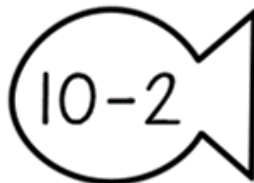
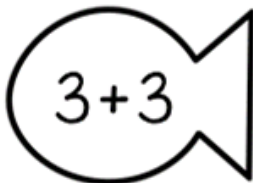

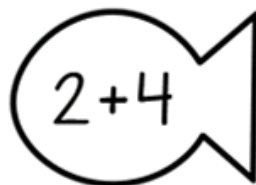
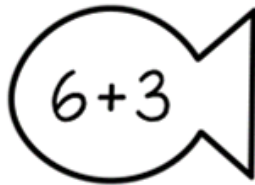
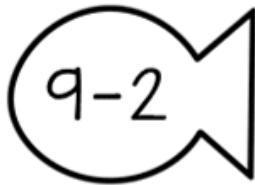
BCCS-B

SUNY Cortland SUNY Morrisville

Directions: Solve the addition and subtraction problems and use the key to color the fish.

Fish Facts

Use the key to color the fish.




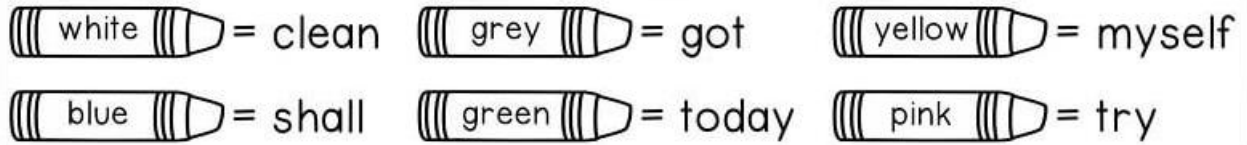
Name _____ Week 40 Day 3 Date: _____

BCCS-B

SUNY Cortland SUNY Morrisville

Directions: Use the code to color the pictures.

Color by Sight Words



Name _____ Week 40 Day 3 Date: _____

BCCS-B

SUNY Cortland SUNY Morrisville

Directions: Finish the following sentence about ice cream.

If I Invented An Ice Cream Flavor...




Flavor Name: _____

Ingredients _____

Recipe _____



Day # 4



Name _____ Week 40 Day 4 Date: _____

BCCS-B

SUNY Cortland SUNY Morrisville

Directions: Fill in the missing numbers.

$1 + \text{flower} = 10$	$\text{flower} + 7 = 13$
$5 + \text{flower} = 12$	$\text{flower} + 6 = 14$
$8 + \text{flower} = 15$	$\text{flower} + 2 = 11$
$4 + \text{flower} = 12$	$\text{flower} + 9 = 17$
$2 + \text{flower} = 10$	$\text{flower} + 3 = 13$
$9 + \text{flower} = 16$	$\text{flower} + 5 = 15$

Name _____ Week 40 Day 4 Date: _____

BCCS-B

SUNY Cortland SUNY Morrisville


Directions: Write about what you like about summer.

What I Like about Summer

Handwriting practice lines consisting of solid top and bottom lines with a dashed middle line, repeated seven times.



Day # 5












Name _____ Week 40 Day 5 Date: _____

BCCS-B

SUNY Cortland SUNY Morrisville

Directions: Finish the number bonds.


 <p>7</p> <p>3</p>	 <p>3</p> <p>1</p>	 <p>10</p> <p>6</p>
 <p>5</p> <p>2</p>	 <p>9</p> <p>4</p>	 <p>2</p> <p>1</p>
 <p>4</p> <p>1</p>	 <p>6</p> <p>4</p>	 <p>8</p> <p>7</p>

Name _____ Week 40 Day 5 Date: _____

BCCS-B

SUNY Cortland SUNY Morrisville

Directions: Answer the question below.



Why do you like the beach?

I like _____

because _____

