

Name _____

Kindergarten Summer Learning Packet



SUNY
Cortland



Dear Educator,

My signature is proof that I have reviewed my scholar's work and supported him to the best of my ability to complete all assignments.

(Parent Signature)

(Date)

Parents/Guardians please note that this Summer Learning Packet is also available on our website at www.brighterchoice.org under the heading "Remote Learning." All assignments within this packet are to help scholars retain what has been taught the 2020-2021 school year. This packet can be returned at the beginning of next school year for a prize if completed in its entirety. We thank you greatly for your continued support.

Please help your scholar practice learning how to tie his shoes independently this summer in preparation for first grade.

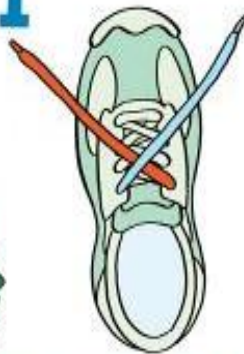
HOW TO TIE YOUR SHOES

Learning to tie shoelaces is an important developmental skill. It helps build fine motor skills and is a rich childhood tradition. Connecting the steps to a story makes it easier for children to remember what to do.

Curious George Goes on a Walk

First, demonstrate the steps while reading the story. Then help the child do the steps while you read the story. Once the child is familiar with the steps, have her or him also tell the story. Repeat any of these steps as needed.

1



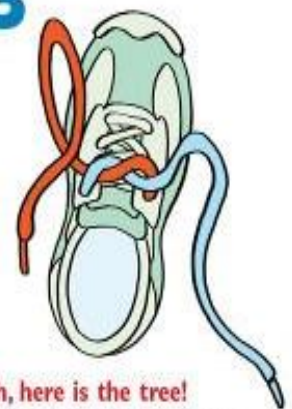
George wants to go for a walk.
Lift both shoelaces and cross them.

2



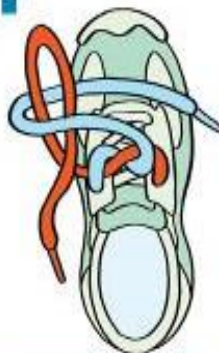
Let's make a path for him.
Wrap the front lace around and under the other shoelace. Pull the ends of both laces.

3



Oh, here is the tree!
Make a loop in one of the laces.

4



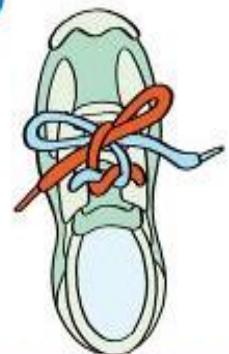
George wants to play.
Wrap the other shoelace around the loop.

5



He runs around the tree.
Pull the middle of the shoelace through the hole created under the loop.

6



Then, he jumps into a hole.
Pull both loops tightly.

See you later, George. Thanks for helping to tie my shoe!



Name _____ Date _____

BCCS-B _____ College _____

Directions: Write about your favorite things to do in the summer.



My favorite thing to do during the summer is...



Written by: _____

Name _____ Date _____

BCCS-B

College _____







Write the number that makes 10 on the empty ice cream scoop in each box.



Name _____ Date _____

BCCS-B College _____

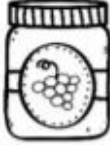











Directions: Count the objects in each box.
Color the matching number.

 <p>10 7 8</p>	 <p>4 9 5</p>
 <p>7 9 1</p>	 <p>2 6 4</p>
 <p>8 1 6</p>	 <p>5 8 2</p>

Name _____ Date _____

BCCS-B College _____









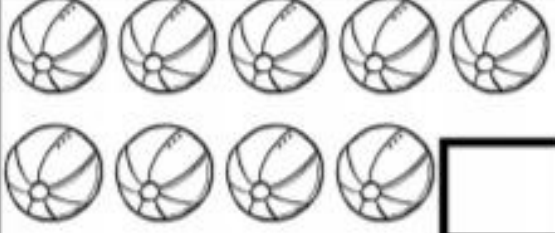
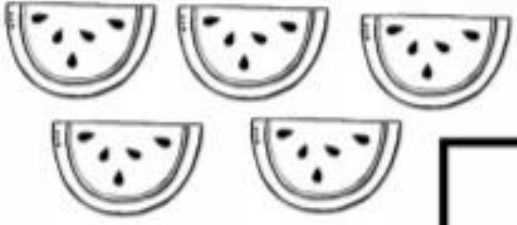
Directions: Say the word. Write the sounds that you hear.

	_____		_____
	-----		-----
	_____		_____
	_____		_____
	-----		-----
	_____		_____
	_____		_____
	-----		-----
	_____		_____
	_____		_____
	-----		-----
	_____		_____
	_____		_____
	-----		_____
	_____		_____
	_____		_____
	-----		_____
	_____		_____
	_____		_____
	-----	_____	
	_____	_____	

Name _____ Date _____

BCCS-B College _____


Directions: Count and write the number.

 <input type="text"/>	 <input type="text"/>
 <input type="text"/>	 <input type="text"/>
 <input type="text"/>	 <input type="text"/>
 <input type="text"/>	 <input type="text"/>
 <input type="text"/>	 <input type="text"/>

IN THE OCEAN

Reading Passage

Read the story. Then answer the questions.



I went swimming in the ocean.

I saw a dolphin.

I saw three jellyfish.

I saw a big shark!

Where did I go swimming?

Circle the animals that I saw:





How many jellyfish did I see?

1 2 3 4 5 6

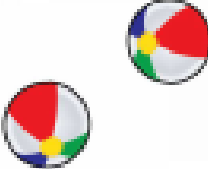
Draw and label your favorite ocean animal:

How many beach balls?

  2 3 4 5

 1 2 3 4 5





















 1 2 3 4 5

 1 2 3 4 5

Name _____ Date _____

BCCS-B _____ College _____


Directions: Color the picture that matches the word family on the sun.

 -et	 jet	 bun	 net	 cat
 -un	 run	 cup	 bun	 sun
 -ob	 rob	 cob	 mop	 hog
 -in	 pin	 fin	 lid	 tin

Name _____ Date _____


BCCS-B College _____

How many sunglasses?




1 2 3 4 5


The number 3 is circled with a dashed line.



1 2 3 4 5



1 2 3 4 5



1 2 3 4 5

Name _____ Date _____

BCCS-B _____ College _____

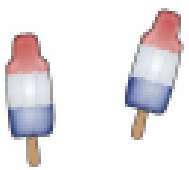
Directions: Describe where you would go on summer vacation.

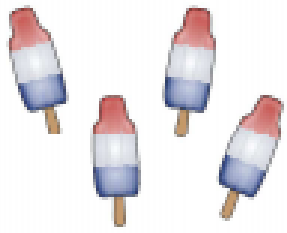
Where I would go
on vacation


Name _____ Date _____

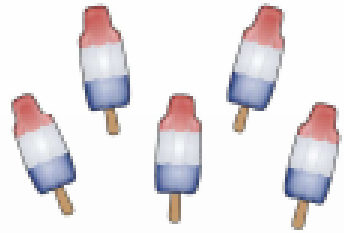
BCCS-B _____ College _____

How many popsicles?

 1 2 3 4 5

 1 2 3 4 5


 1 2 3 4 5

 1 2 3 4 5

Name _____ Date _____

BCCS-B College _____

Directions: Read the story and answer the questions.

Going Fishing	
<p>Holly likes to go fishing. She likes to fish with her dad. Holly's dad taught her how to fish. Holly has caught five fish. She is excited to go fishing soon!</p>	

1. What does Holly like to do?	<input type="checkbox"/> swim <input type="checkbox"/> eat <input type="checkbox"/> fish
2. Who taught her?	<input type="checkbox"/> Holly <input type="checkbox"/> her dad <input type="checkbox"/> her mom
3. How many fish has she caught?	<input type="checkbox"/> four <input type="checkbox"/> five <input type="checkbox"/> six

Fish Facts

Use the key to color the fish.

9-2 6+3 2+4 4+4

3+3 10-2 3+5 10-1

5+4 5+2 7-1 4+3

8-1 8-2 2+7 9-1


pink 6 green 8

red 7 yellow 9

Name _____ Date _____

BCCS-B _____ College _____


Directions: Read the story and answer the questions.


<h2>Mark's Lost Toy</h2>	
<p>Mark is feeling sad. Mark is sad because he lost his favorite toy. Mark lost his toy truck. He looked inside and outside but he can't find it anywhere! Mark will ask his mom to help him.</p>	

<p>1. Why is Mark sad?</p>	<p><input type="checkbox"/> he lost his toy</p> <p><input type="checkbox"/> he fell down</p> <p><input type="checkbox"/> he read a book</p>
----------------------------	---

<p>2. What did Mark lose?</p>	<p><input type="checkbox"/> his baseball bat</p> <p><input type="checkbox"/> his toy truck</p> <p><input type="checkbox"/> his pencil</p>
-------------------------------	---

 <p>Color how Mark is feeling.</p>

 <p>Color where Mark looked for his toy.</p>

 <p>Color who Mark will ask to help.</p>

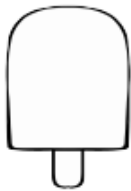
Name _____ Date _____

BCCS-B _____ College _____

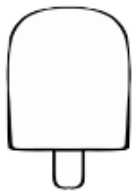
ADDITION WITHIN 5

Find the Sum!

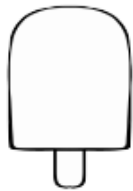
$$\begin{array}{r} 0 \\ + 1 \\ \hline \end{array}$$



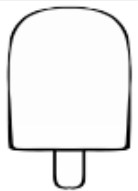
$$\begin{array}{r} 4 \\ + 1 \\ \hline \end{array}$$




$$\begin{array}{r} 2 \\ + 3 \\ \hline \end{array}$$




$$\begin{array}{r} 0 \\ + 3 \\ \hline \end{array}$$




$$\begin{array}{r} 2 \\ + 0 \\ \hline \end{array}$$



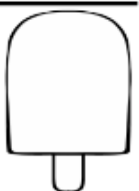
$$\begin{array}{r} 1 \\ + 2 \\ \hline \end{array}$$




$$\begin{array}{r} 0 \\ + 5 \\ \hline \end{array}$$



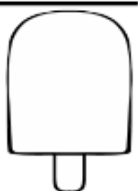
$$\begin{array}{r} 0 \\ + 2 \\ \hline \end{array}$$



$$\begin{array}{r} 2 \\ + 2 \\ \hline \end{array}$$





$$\begin{array}{r} 1 \\ + 3 \\ \hline \end{array}$$



Name _____ Date _____

BCCS-B _____ College _____

Count the animals and circle the correct number.



Name _____ Date _____

BCCS-B _____ College _____







Directions: Write a story to match the picture.



Color the picture, then write a sentence to go with it.

Name _____ Date _____

BCCS-B College _____

 <p>5</p> <p>6</p> <p>7</p>	 <p>5</p> <p>6</p> <p>7</p>
 <p>7</p> <p>8</p> <p>9</p>	 <p>7</p> <p>8</p> <p>9</p>
 <p>8</p> <p>9</p> <p>10</p>	 <p>8</p> <p>9</p> <p>10</p>



Color the picture, then write a sentence to go with it.

Yummy Addition

Use the number line to help you solve the addition questions.



$3+2=$ _____

$2+2=$ _____

$5+1=$ _____

$2+4=$ _____

$5+0=$ _____

$4+4=$ _____

$3+3=$ _____

$4+2=$ _____

$1+4=$ _____

$6+3=$ _____

$3+5=$ _____

$4+5=$ _____

$5+5=$ _____

$7+1=$ _____

$1+8=$ _____



Name _____ Date _____

BCCS-B


College _____

Circle all the vowels (a, e, i, o, u) below.


e o f v e
g w p a o f
o k e i h t
i r q o a
u s a b i b o
i r e u i
m u j u m

Name _____ Date _____


BCCS-B College _____




$$4 - 2 = \underline{\quad}$$



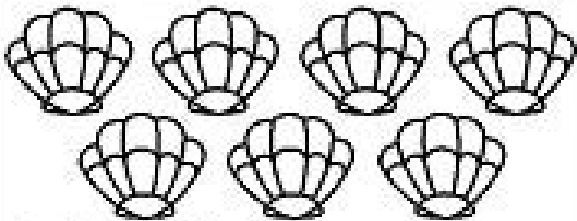
$$3 - 1 = \underline{\quad}$$



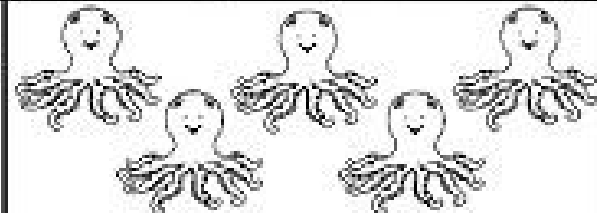
$$6 - 4 = \underline{\quad}$$




$$8 - 5 = \underline{\quad}$$



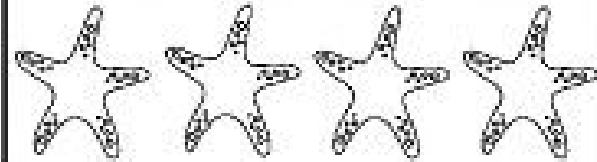
$$7 - 4 = \underline{\quad}$$



$$5 - 3 = \underline{\quad}$$



$$8 - 4 = \underline{\quad}$$




$$4 - 1 = \underline{\quad}$$

Name _____ Date _____

BCCS-B _____ College _____

Look at the book below. Follow the directions.



Circle the title.

Draw a square around the author.

Circle the illustrator with a blue crayon.










Label the front cover.

Label the back cover.













Name _____ Date _____

BCCS-B _____ College _____

Count the sides of each shape and circle the correct number.

<p>circle</p>  <p>1 0 2</p>	<p>square</p>  <p>2 3 4</p>	<p>triangle</p>  <p>3 1 2</p>
<p>rectangle</p>  <p>4 2 5</p>	<p>diamond</p>  <p>2 5 4</p>	<p>oval</p>  <p>0 1 2</p>
<p>pentagon</p>  <p>6 5 4</p>	<p>hexagon</p>  <p>9 8 6</p>	<p>star</p>  <p>8 10 6</p>





Draw a line to the words that rhyme.

net			pit
hit			dig
sun			wet
pig			top
hop			bun bun
dog			log

Name _____ Date _____

BCCS-B College _____

Write the number that makes 10 on the empty ice cream scoop in each box.



Name _____ Date _____

BCCS-B College _____

Directions: Color by numbers.




Color Key

1		brown	2		green	3		white
4		blue	5		gray	6		orange
7		light brown	8		red	9		light blue

Fun at the Beach

Directions: Write the beach items in ABC order.

- 1. _____
- 2. _____
- 3. _____
- 4. _____
- 5. _____
- 6. _____
- 7. _____
- 8. _____

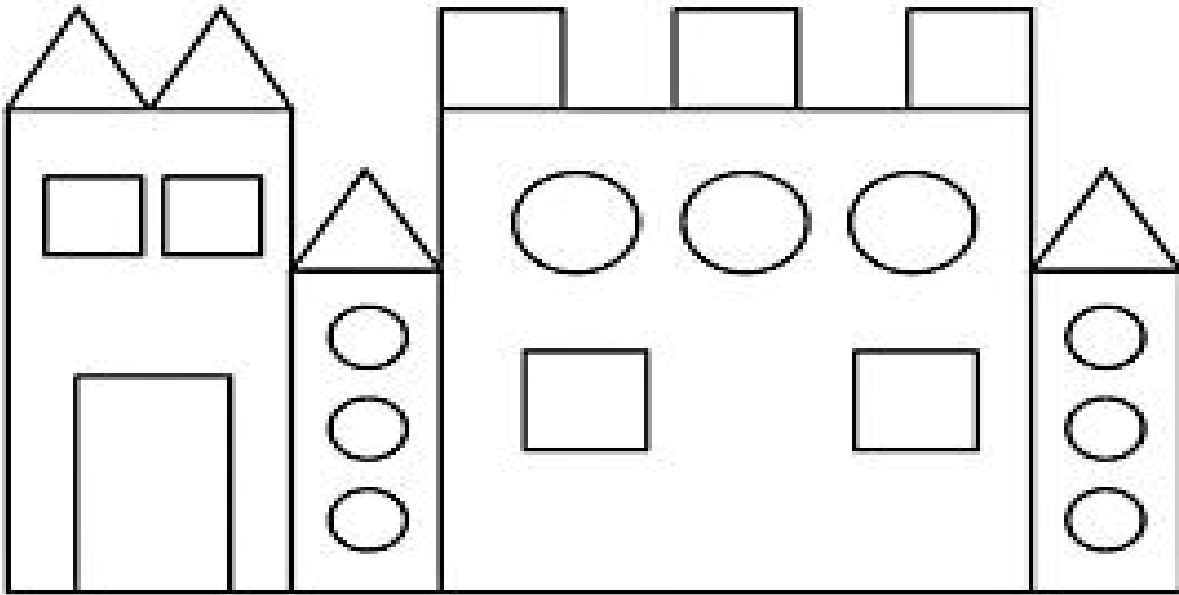


Name _____ Date _____


BCCS-B _____ College _____


How Many Shapes Do You See?


Count and write the number of each shape below.



 = _____

 = _____

 = _____


 = _____

Name _____ Date _____

BCCS-B

College _____

Directions: Finish the sentence below.



If I lived in the _____



ocean _____

Name _____ Date _____

BCCS-B College _____

Largest and Smallest Number



Color the robot that has the largest number.



Write the smallest number. _____


Write the largest number. _____

Color the robot that has the smallest number.



Write the smallest number. _____

Write the largest number. _____



Tell a story about the picture.

Counting


Dinosaur Dots

Count the dots on each of the dinosaurs.


Write the number on the line.



.....



.....



.....




.....



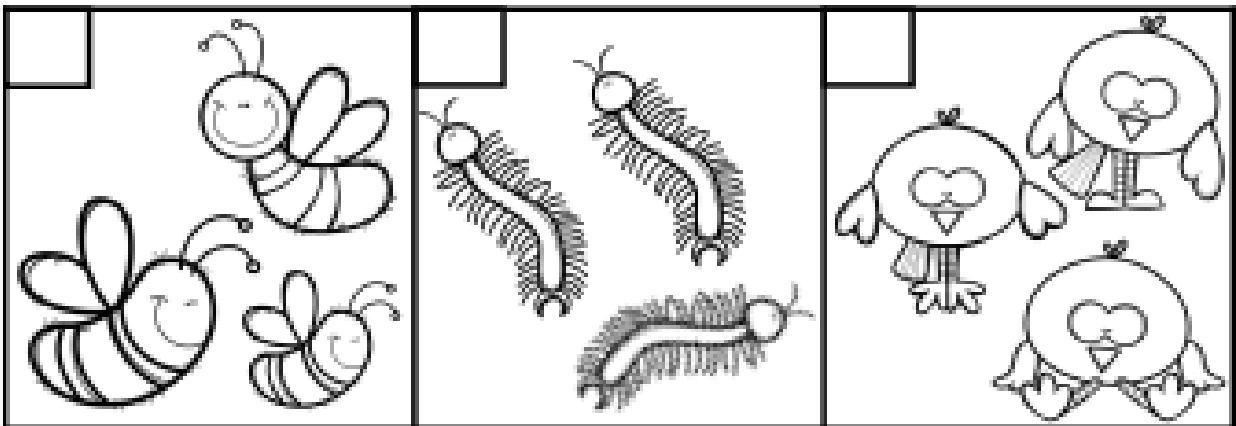
.....

Directions: Read the story and answer the questions.

I see three little bugs. I see a red bug.
I see a yellow bug. I see a green bug.
The little bugs can fly.



1. Check the picture that matches the story.



2. What colors are the bugs?

1. _____

2. _____

3. _____

3. The little bugs can _____.

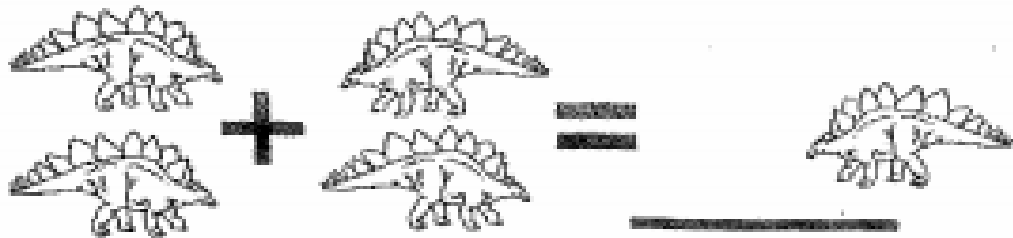


a. run

b. swim

c. fly

Dinosaur Addition

Add the dinosaurs and write the correct number on the line.



Name _____ Date _____


BCCS-B College _____

Directions: Read the story and answer the questions.

I like summer the best. I can go
look for bugs. I can play at the park.
I can swim at the pool.



1. Put the events in order: Write 1, 2, or 3 in the box.



2. Write 3 things I can do in the summer?
3. What season do I like best?

1. _____

a. summer

2. _____

b. fall

3. _____


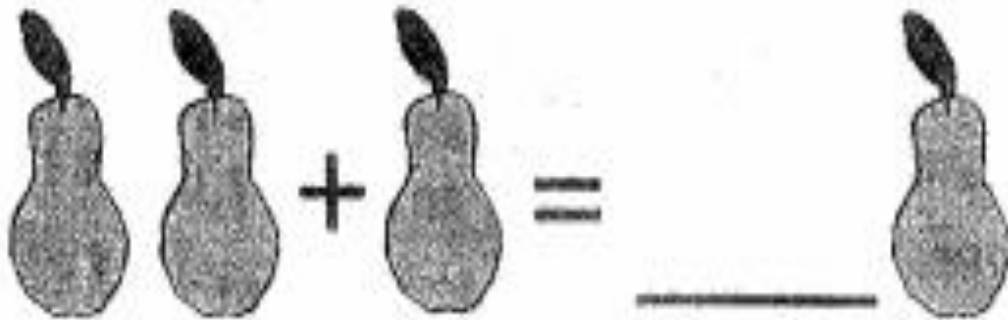
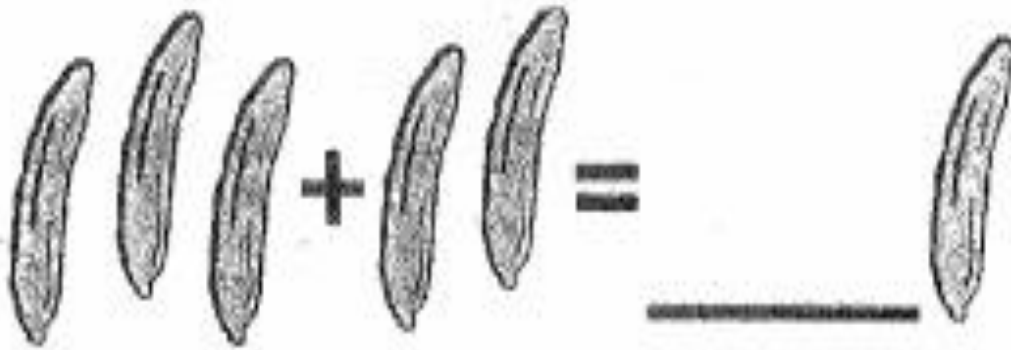

c. winter

Name _____ Date _____

BCCS-B

College _____

Directions: Add the fruit and write the total.



Directions: Read the story and answer the questions.

I see a little boy. The boy is playing in the sand. He will make a sandcastle. He likes playing in the sand.



1. Check the picture that matches the story.



2. What do I see?

.....

.....

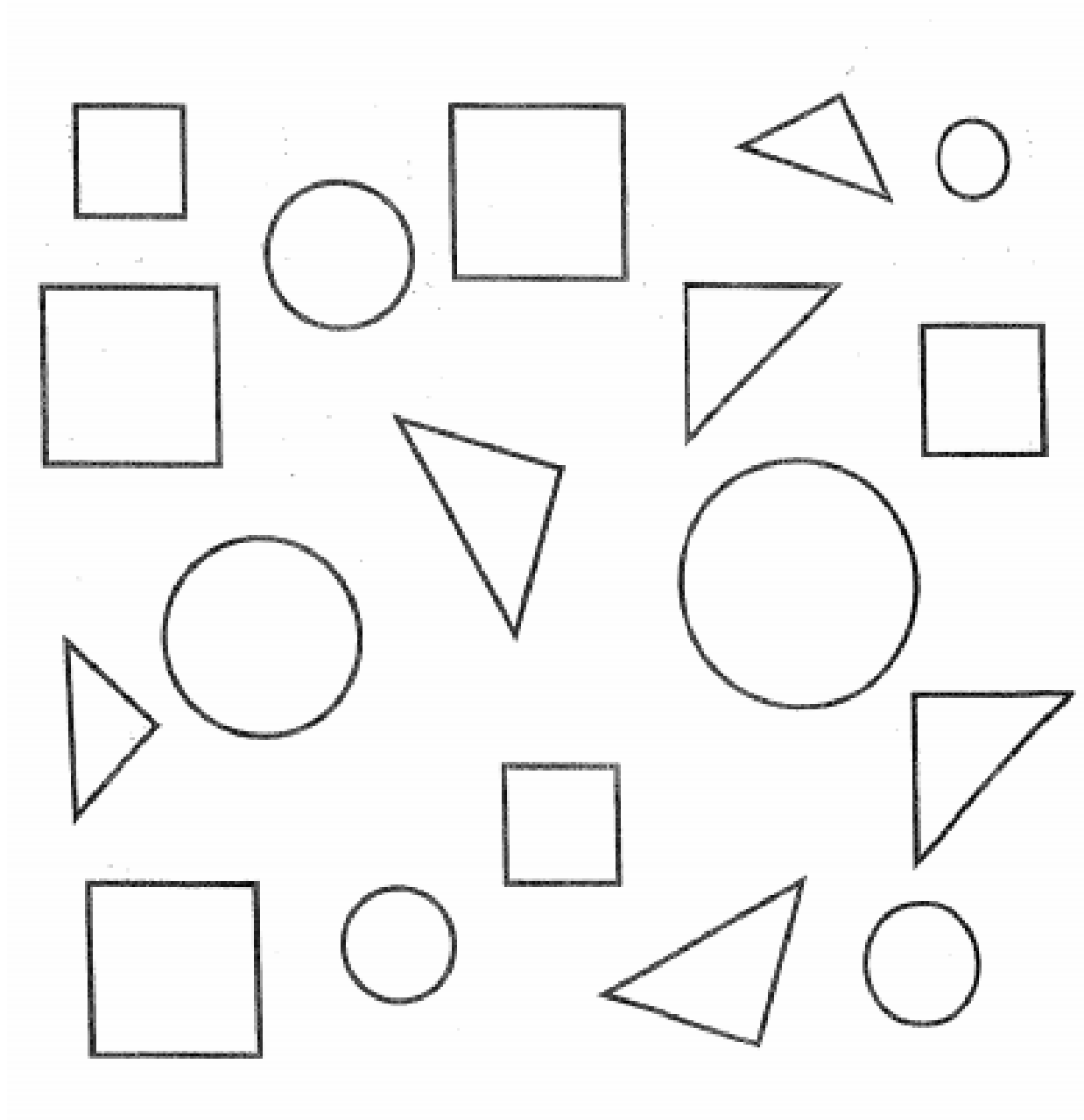
3. What will he make?

- a. sandcastle
- b. seashells
- c. a pie

Name _____ Date _____

BCCS-B _____ College _____

Directions: Color the circles red, the triangles green and the squares blue.



Name _____ Date _____

BCCS-B _____ College _____

Directions: Read the story and answer the questions.

I see a bear behind the tent. The bear is little and brown. The bear is looking at me. The bear wants our food!



1. Check the picture that matches the story.



2. Where is the bear?


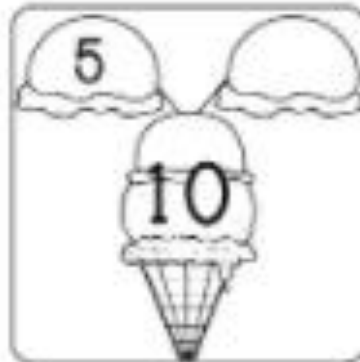
3. What does the bear want?

- a. berries
- b. our food
- c. peanuts

Name _____ Date _____

BCCS-B _____ College _____

Write the number that makes 10 on the empty ice cream scoop in each box.




S is for Summer and...



Write as many words as you can
that *begin with s* inside the sun.

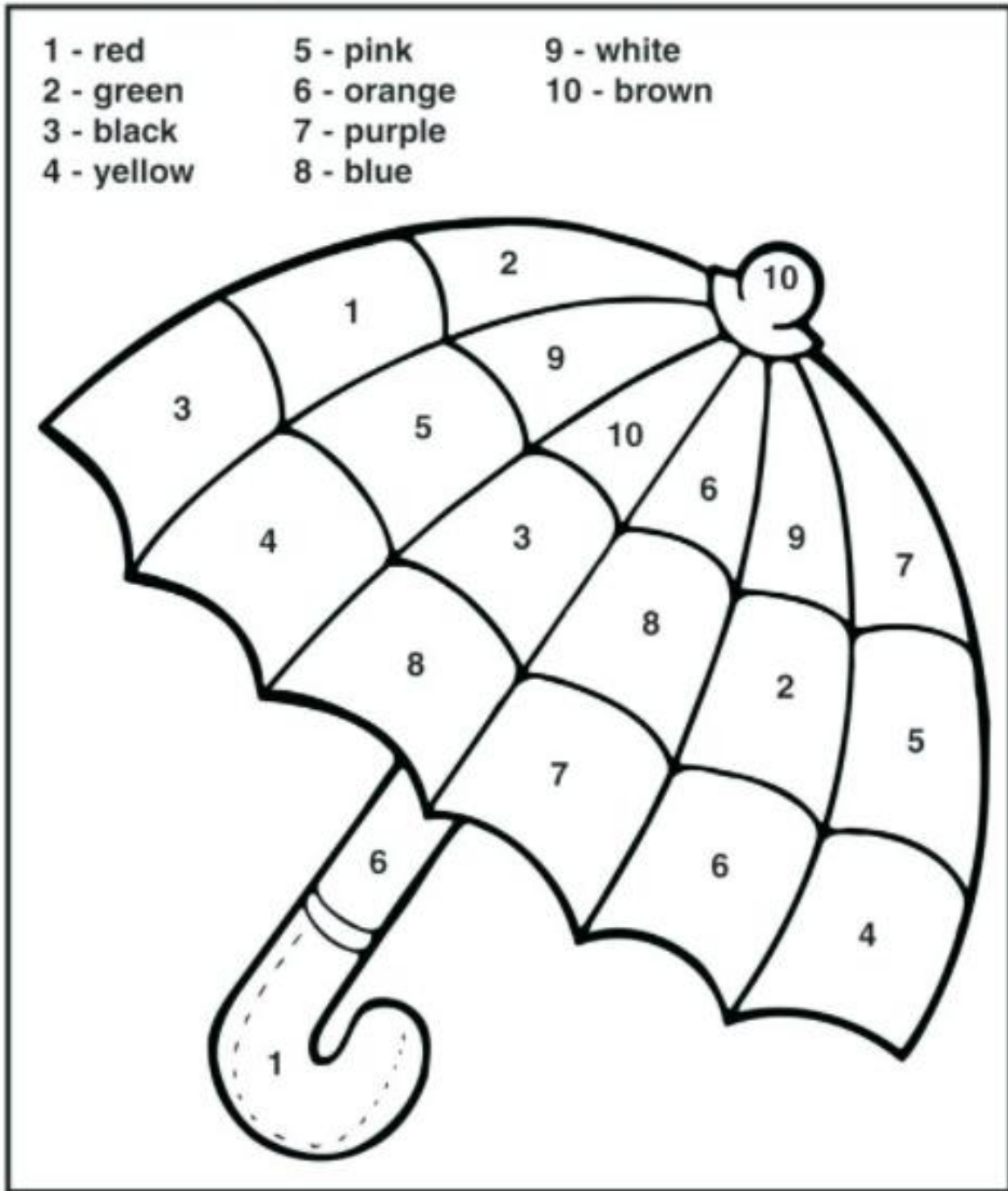
You might find them around
the room or in a book.



Name _____ Date _____

BCCS-B _____ College _____

Use the color key to color the umbrella.



Name _____ Date _____

BCCS-B _____ College _____


summer writing practice

Write 3 sentences about THE WEATHER OUTSIDE then draw a picture about what you wrote!

Don't forget to write neatly and nicely!



1. _____
2. _____
3. _____



Name _____ Date _____

BCCS-B _____ College _____

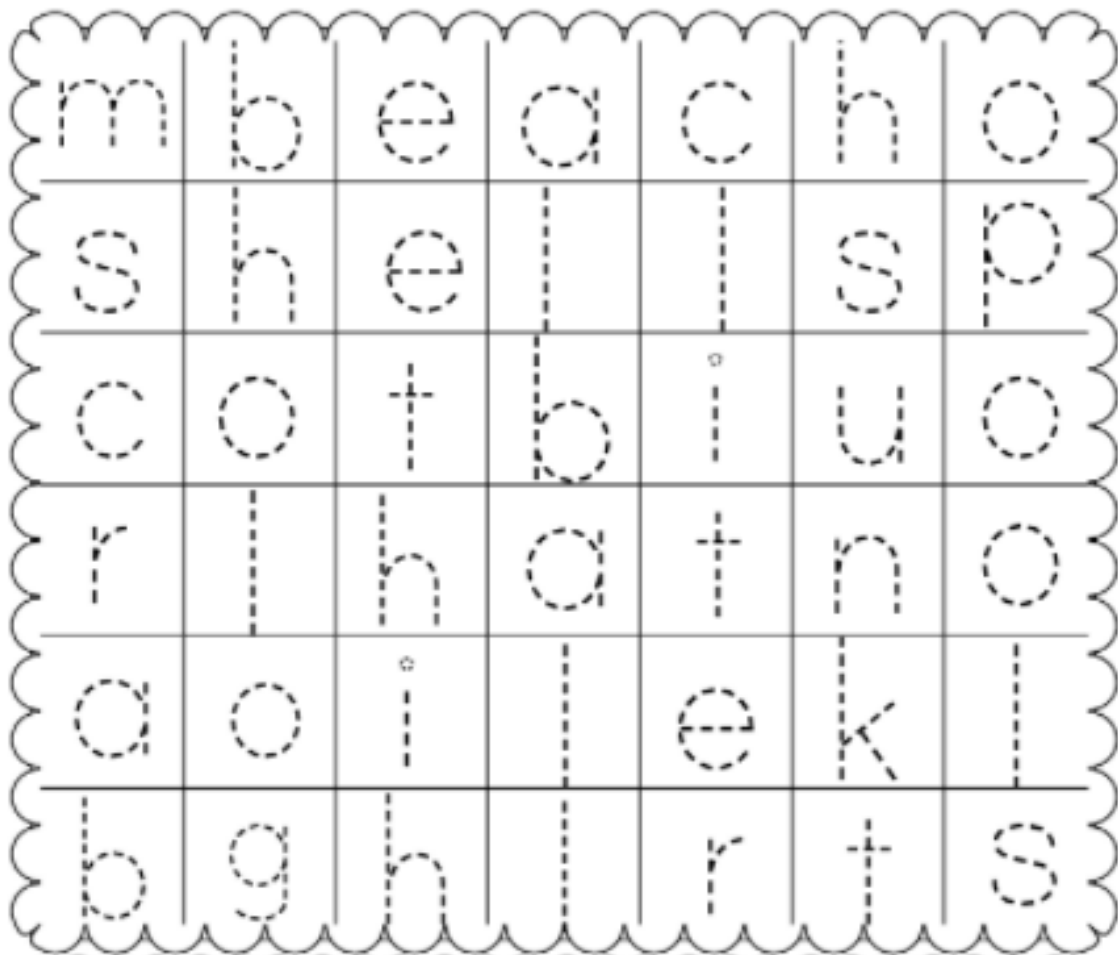
Directions: Solve the problem and write the missing number in the flower.

$1 + \text{flower} = 10$	$\text{flower} + 7 = 13$
$5 + \text{flower} = 12$	$\text{flower} + 6 = 14$
$8 + \text{flower} = 15$	$\text{flower} + 2 = 11$
$4 + \text{flower} = 12$	$\text{flower} + 9 = 17$
$2 + \text{flower} = 10$	$\text{flower} + 3 = 13$
$9 + \text{flower} = 16$	$\text{flower} + 5 = 15$

Name _____ Date _____

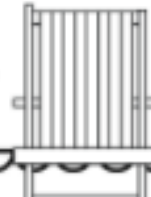
BCCS-B College _____

Trace the letters. Find the words related to summer and circle them.



sun beach hot ball shell

pool hat crab



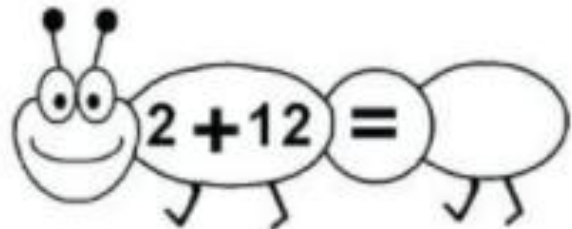
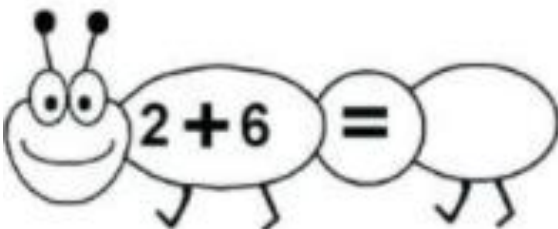
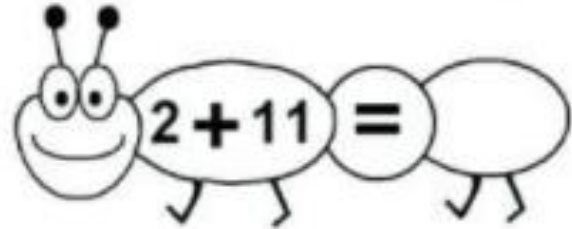
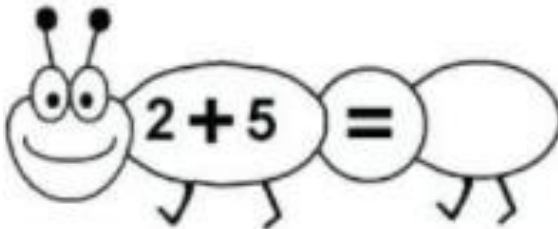
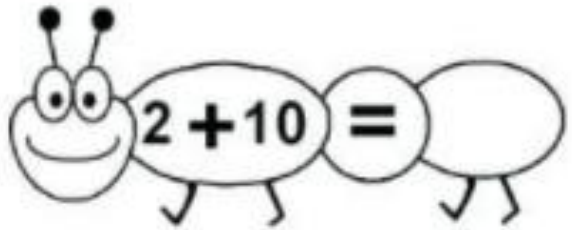
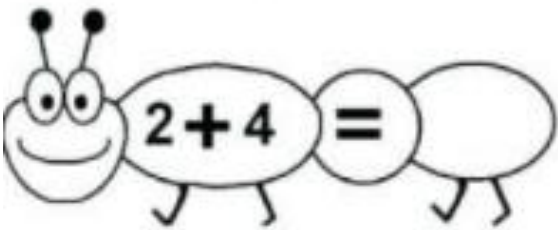
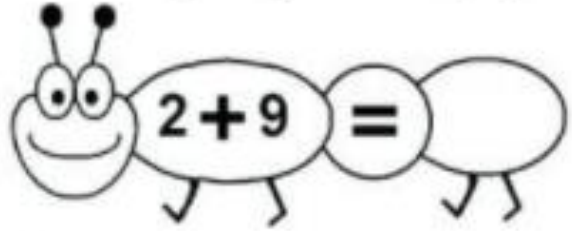
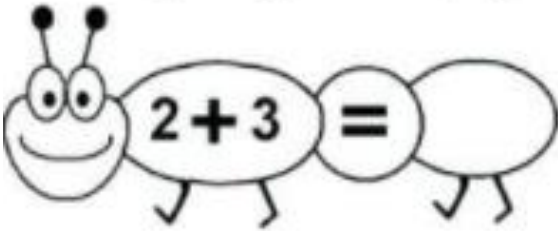
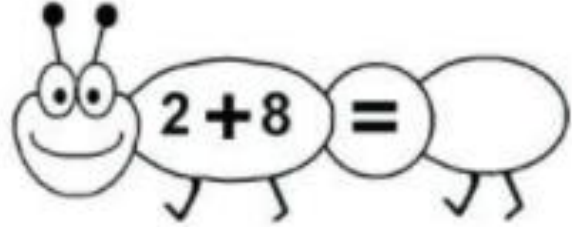
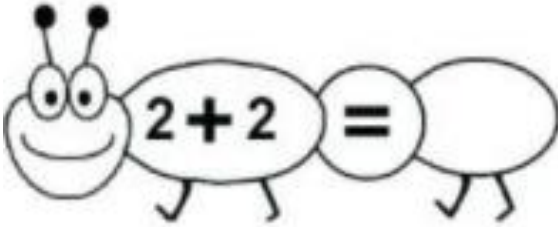
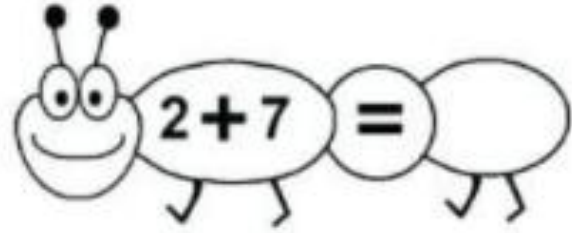
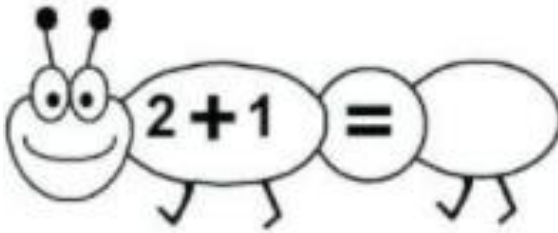
Copyright © 2020 KindergartenWorksheets.net

Name _____ Date _____

BCCS-B

College _____

Directions: Complete each addition sentence.

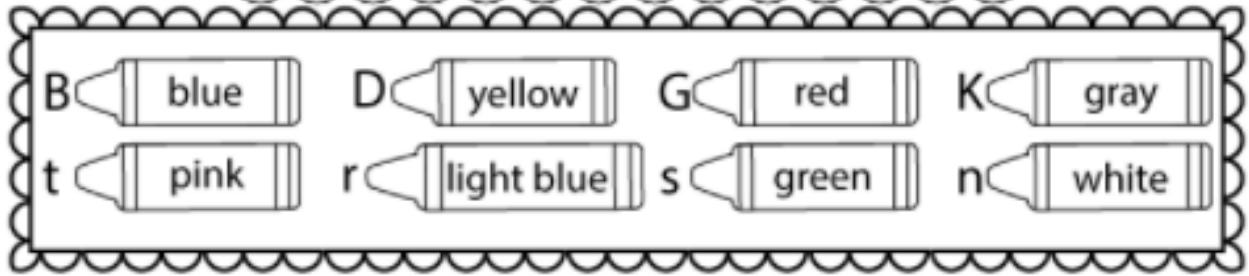



Name _____ Date _____

BCCS-B

College _____


Directions: Use the code to color the picture.







Name _____ Date _____


BCCS-B College _____

Directions: Color a box for each summer item.




Tally Marks	
	
	
	
	


5				
4				
3				
2				
1				




Color the object that has the **most**.



Color the object that has the **fewest**.



Color the objects that have the **same** amount.


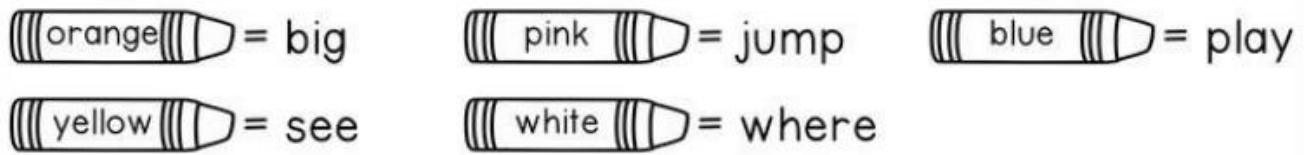


Name _____ Date _____

BCCS-B

College _____


Directions: Use the code to color the picture.



Name _____ Date _____

BCCS-B College _____



























Directions: Color the sea creatures whose numbers together make 10.



Name _____ Date _____

BCCS-B College _____

Directions: Color the sound that goes with each picture.

Name _____ Date _____

BCCS-B

College _____

Directions: Write the number that comes next.

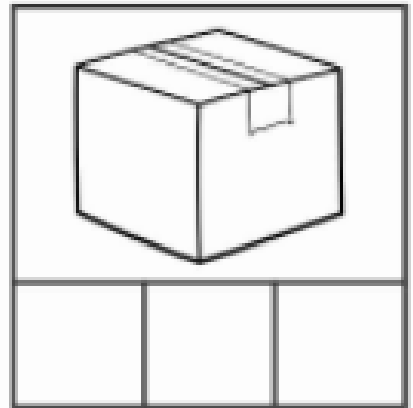
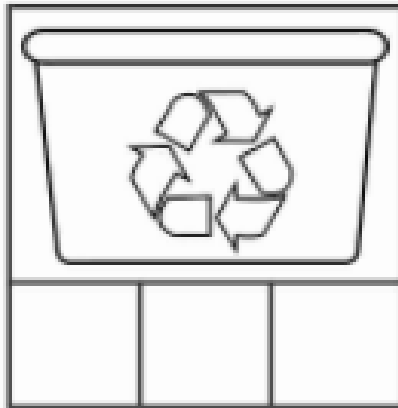
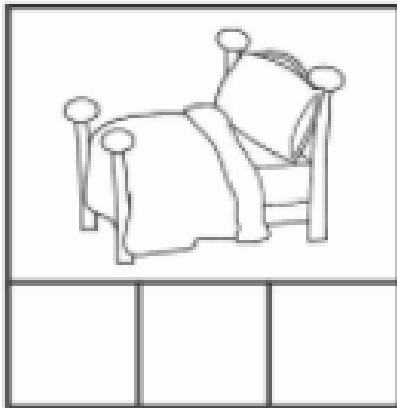
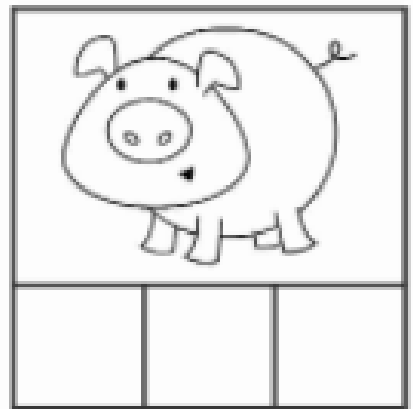
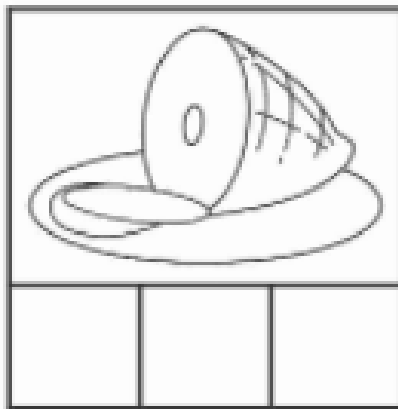

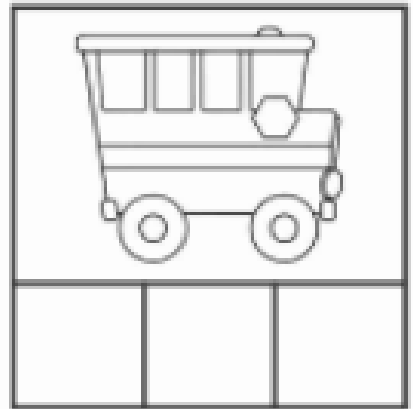


2, 3, 4, 5	3, 4, 5, _____
7, 8, 9, _____	6, 7, 8, _____
5, 6, 7, _____	10, 11, 12, _____
4, 5, 6, _____	8, 9, 10, _____

Name _____ Date _____

BCCS-B

College _____

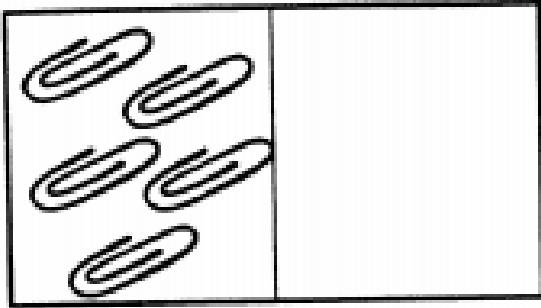
Directions: Write the beginning, middle and end sounds for each picture.



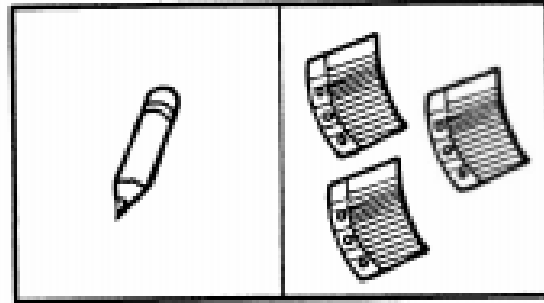
Name _____ Date _____

BCCS-B _____ College _____

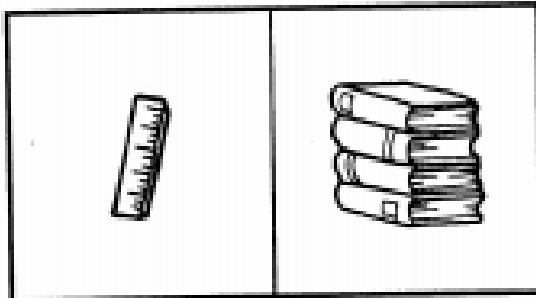
Directions: Count the objects and complete each addition sentence.



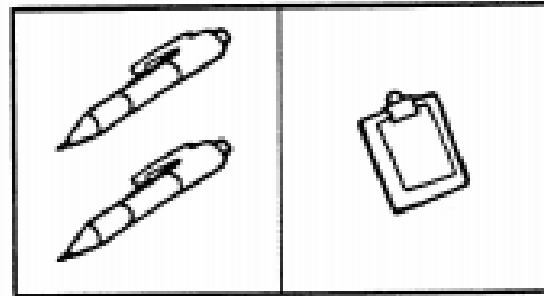
1. $5 + 0 =$ _____



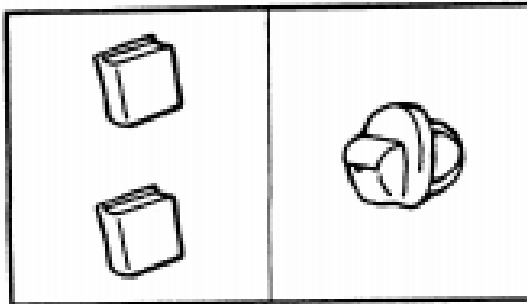
2. $1 + 3 =$ _____



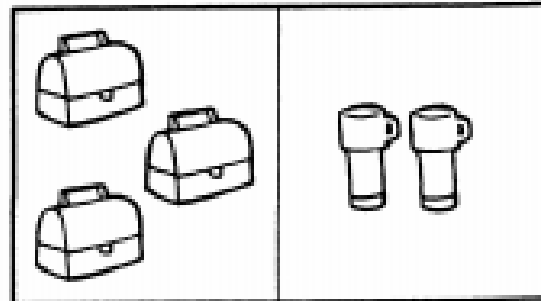
3. $1 + 4 =$ _____



4. $2 + 2 =$ _____



5. $2 + 1 =$ _____





6. $3 + 2 =$ _____



Name _____ Date _____



BCCS-B College _____



Directions: Write the correct digraph to complete the word.



Blends bank: th, ch, wh, sh, ph

	___air		___eep
---	--------	---	--------

	___umb		___oto
---	--------	--	--------

	___ark		___istle
--	--------	---	----------

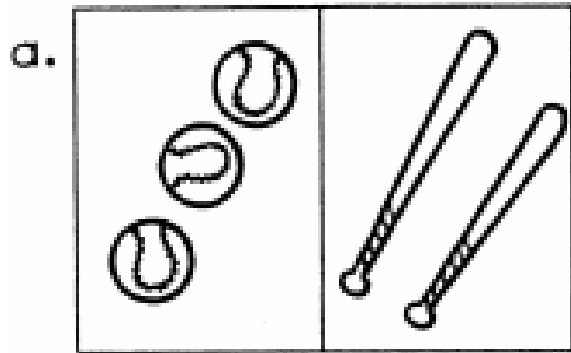
	___erry		___orn
---	---------	---	--------

	___eel		___one
---	--------	--	--------


Name _____ Date _____

BCCS-B College _____


Directions: Count the objects in each box and then write the addition sentence.



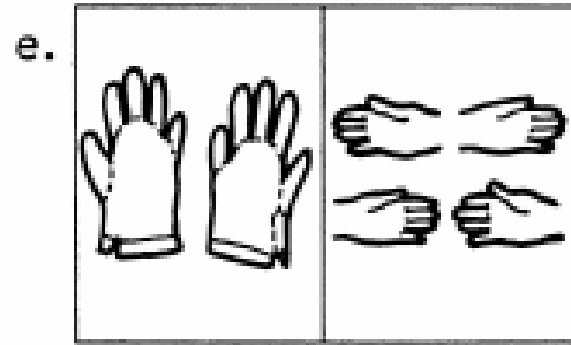
$$\underline{3} + \underline{2} = \underline{5}$$




$$\underline{\quad} + \underline{\quad} = \underline{\quad}$$




$$\underline{\quad} + \underline{\quad} = \underline{\quad}$$



$$\underline{\quad} + \underline{\quad} = \underline{\quad}$$



$$\underline{\quad} + \underline{\quad} = \underline{\quad}$$


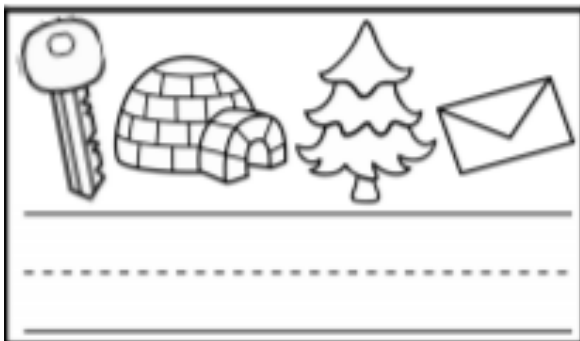
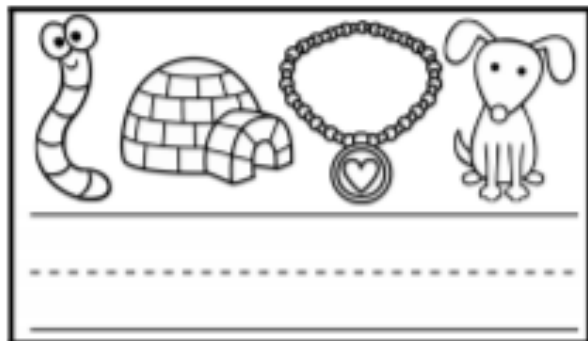
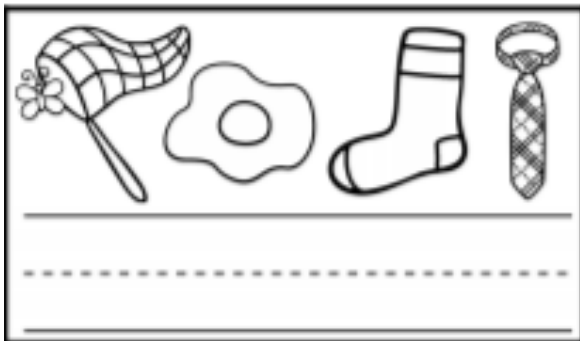




$$\underline{\quad} + \underline{\quad} = \underline{\quad}$$

Name _____ Date _____

BCCS-B College _____

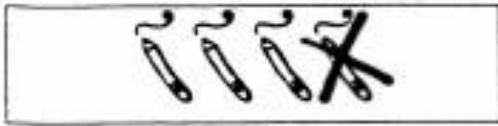
Directions: Write the beginning sound for each picture to find the secret word.



Name _____ Date _____

BCCS-B College _____

Directions: Use the pictures to write a subtraction sentence.



1. _____




2. _____



3. _____




4. _____



5. _____



6. _____



7. _____



8. _____

Name _____ Date _____

BCCS-B _____ College _____

Directions: Write the correct digraph for each picture.









Name _____ Date _____

BCCS-B

College _____

Directions: Solve the subtraction problems.

 5 - 3 = <input type="text"/>	 6 - 2 = <input type="text"/>
 4 - 3 = <input type="text"/>	 4 - 4 = <input type="text"/>
 3 - 1 = <input type="text"/>	 5 - 2 = <input type="text"/>

Name _____ Date _____

BCCS-B College _____

Directions: Write the correct letters in the boxes for each picture.



--	--	--



--	--	--



--	--	--



--	--	--



--	--	--



--	--	--



--	--	--



--	--	--



--	--	--



--	--	--



--	--	--












--	--	--


Name _____ Date _____

BCCS-B

College _____

Directions: Use the code to color the shapes.

	Blue		Grey		Brown
	Red		Purple		Pink
	Green		Yellow		Orange




Name _____ Date _____

BCCS-B College _____

Directions: Trace the summer months.

June



July




August

Name _____ Date _____

BCCS-B _____ College _____

Directions: Complete each subtraction sentence. Color the flowers using the color code based on each answer.

Purple	Blue	Orange
$5-3=$ <input type="text"/>	$8-1=$ <input type="text"/>	$9-0=$ <input type="text"/>
$5-1=$ <input type="text"/>	$8-6=$ <input type="text"/>	$9-5=$ <input type="text"/>
$5-5=$ <input type="text"/>	$8-4=$ <input type="text"/>	$9-4=$ <input type="text"/>
$5-2=$ <input type="text"/>	$8-7=$ <input type="text"/>	$9-7=$ <input type="text"/>
$5-4=$ <input type="text"/>	$8-3=$ <input type="text"/>	$9-6=$ <input type="text"/>



Name _____ Date _____

BCCS-B _____ College _____

Directions: Write the summer words on the lines provided.



sun



ice cream



beach



swim









camping

Name _____ Date _____

BCCS-B College _____

Directions: Read the word problems and solve the subtraction problems.

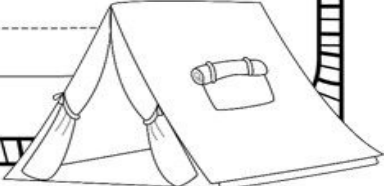

<p>I have 8 flowers. I give you 5. How many are left?</p>  <p>$8 - 5 = \underline{\quad}$</p>	<p>I have 5 flowers. I give you 4. How many are left?</p>  <p>$5 - 4 = \underline{\quad}$</p>
<p>I have 4 flowers. I give you 4. How many are left?</p>  <p>$4 - 4 = \underline{\quad}$</p>	<p>I have 7 flowers. I give you 3. How many are left?</p>  <p>$7 - 3 = \underline{\quad}$</p>
<p>I have 5 flowers. I give you 2. How many are left?</p>  <p>$5 - 2 = \underline{\quad}$</p>	<p>I have 6 flowers. I give you 3. How many are left?</p>  <p>$6 - 3 = \underline{\quad}$</p>

Name _____ Date _____

BCCS-B _____ College _____

Directions: What would you bring on a camping trip? Write your answer on the lines provided.

What I bring on a camping trip



© Melanck Whitehead 2013 @SearchingForWUA

Name _____ Date _____

BCCS-B College _____


Directions: Draw an x on the pictures that are being subtracted. Solve the subtraction problem.

$12 - 10 = \underline{\hspace{2cm}}$


$9 - 3 = \underline{\hspace{2cm}}$


$10 - 5 = \underline{\hspace{2cm}}$


$11 - 8 = \underline{\hspace{2cm}}$


$8 - 4 = \underline{\hspace{2cm}}$


$10 - 6 = \underline{\hspace{2cm}}$


Name _____ Date _____

BCCS-B

College _____


Directions: Read, trace, copy and draw a picture about the sentence below.

Read




I see the sun.

Trace



I see the sun.

Copy



Draw



Name _____ Date _____

BCCS-B

College _____

Directions: Read each problem. Cross out the number sentence that does not match the problem. Solve the correct number sentence.

- a. Jasmine picks 9 flowers. She puts 4 flowers in a vase. How many flowers are left in her hand?

$$9 - 4 = \underline{\quad}$$

$$9 + 4 = \underline{\quad}$$



- b. There are 3 pups on the chair. There are 8 more pups on the floor. How many pups are there in all?

$$3 - 8 = \underline{\quad}$$

$$8 + 3 = \underline{\quad}$$



- c. Ariel finds 7 starfish. She gives 2 to Flounder. How many starfish does Ariel have left?

$$7 - 2 = \underline{\quad}$$

$$7 + 2 = \underline{\quad}$$



Name _____ Date _____

BCCS-B _____ College _____

Directions: Rewrite the sentences and capitalize the correct letters.

i see a duck.

what color is it?

the duck is yellow.

can the duck swim?

the duck swims fast.


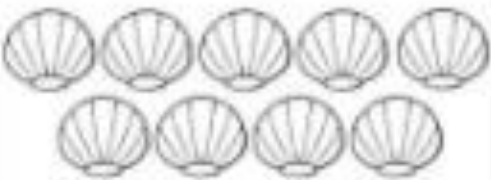




can i feed the duck?

yes! i can feed the duck.

Name _____ Date _____

BCCS-B _____ College _____


Directions: Count the objects in each box.
Color the matching number.

 <p>(10) (7) (8)</p>	 <p>(4) (9) (5)</p>
 <p>(7) (9) (1)</p>	 <p>(2) (6) (4)</p>
 <p>(8) (1) (6)</p>	 <p>(5) (8) (2)</p>

Name _____ Date _____

BCCS-B College _____

Look at the color words. Color each picture that color.



Use the pictures above to complete the sentences. Read each sentence aloud.

I see the red _____ .

She has a pink _____.

We have a brown _____.

Do you see the blue _____?

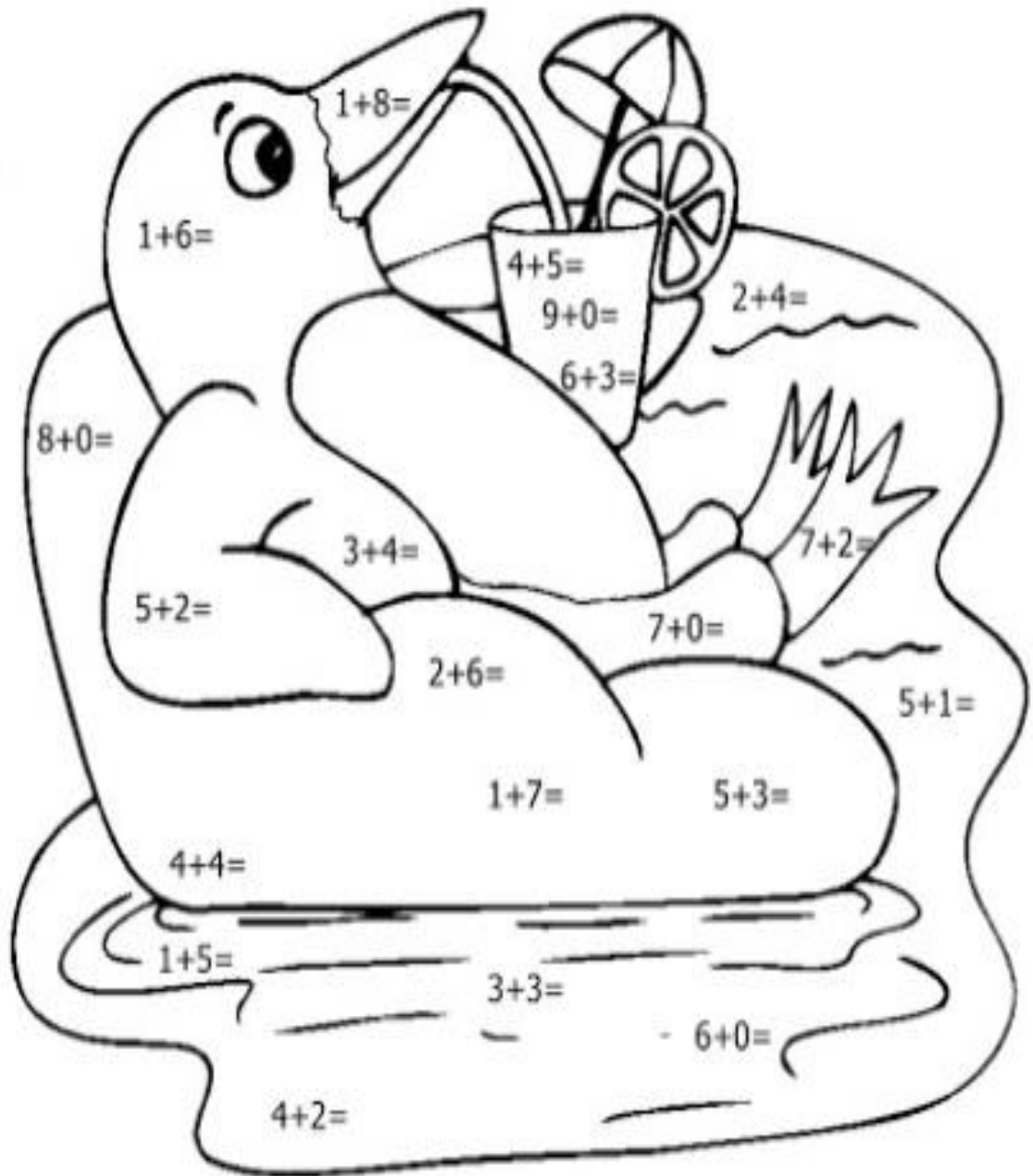
Name _____ Date _____

BCCS-B

College _____


Directions: Solve each addition sentence then color the picture using the color code provided.

- 6- Blue
- 7- Black
- 8- Purple
- 9- Yellow



Name _____ Date _____

BCCS-B College _____




If I were growing in the summer garden, I would be...



Name _____ Date _____


BCCS-B College _____

Directions: Add the pictures together to make ten.





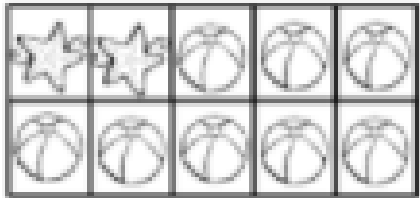
$$\boxed{3} + \boxed{7} = 10$$






$$\boxed{} + \boxed{} = 10$$






$$\boxed{} + \boxed{} = 10$$





$$\boxed{} + \boxed{} = 10$$



$$\boxed{} + \boxed{} = 10$$

Name _____ Date _____

BCCS-B

College _____



Written by:

One summer morning, I
went for a walk and
saw...

Name _____ Date _____

BCCS-B _____ College _____

If I were
a tree, I
would...



Directions: Count the circles. Write the numbers. Find the sum.

 +  _____ + _____ = _____

 +  _____ + _____ = _____

 +  _____ + _____ = _____

 +  _____ + _____ = _____

 +  _____ + _____ = _____

Name _____ Date _____

BCCS-B College _____

**Would you rather plant a tree or a flower?
Color to show your answer and then finish the sentence.**



tree

O R



flower











I would rather plant

a _____ because

Name _____ Date _____

BCCS-B _____ College _____

Directions: Count, cross out the correct amount and subtract.

 $\underline{8} - \underline{1} = \underline{\quad}$	 $\underline{6} - \underline{2} = \underline{\quad}$
 $\underline{7} - \underline{3} = \underline{\quad}$	 $\underline{5} - \underline{1} = \underline{\quad}$
 $\underline{8} - \underline{2} = \underline{\quad}$	 $\underline{6} - \underline{3} = \underline{\quad}$
 $\underline{8} - \underline{5} = \underline{\quad}$	 $\underline{7} - \underline{1} = \underline{\quad}$
 $\underline{6} - \underline{4} = \underline{\quad}$	 $\underline{8} - \underline{7} = \underline{\quad}$

Name _____ Date _____

BCCS-B

College _____

Directions: Check the box to show if the word needs a silent e. Write the word.

Then draw a line to the correct picture.

Yes

No

dog

Yes

No

cak

Yes

No

kit

Yes

No

bug

Yes

No

bik

Yes

No

hat

Yes

No

wav

Yes

No

ros




Name _____

Date _____

BCCS-B

College _____

Directions: Fill in the missing numbers.



Name _____ Date _____

BCCS-B College _____

Color all the pictures that have a sh sound.



Name _____ Date _____

BCCS-B

College _____

Directions: Draw a line that matching the correct number of seeds to the number to the watermelon.

The image contains four groups of black teardrop-shaped seeds on the left, arranged in rows of 5, 7, 4, and 3 from top to bottom. In the center are the numbers 6, 4, 7, and 5, also from top to bottom. On the right are four watermelon slices, each with a different number of seeds: 6, 3, 5, and 4 from top to bottom. A dashed line connects the group of 5 seeds to the number 5, and another dashed line connects the group of 6 seeds to the number 6.

Name _____ Date _____


BCCS-B

College _____


Directions: Read each story then answer the questions using information from the story.

Name: _____

Making inference



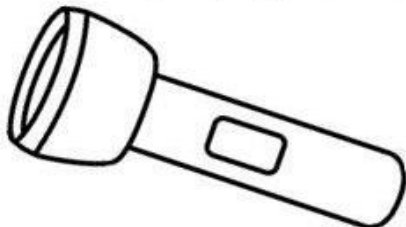
It was so hot. Jenny changed her clothes and couldn't wait to jump in.



Where was Jenny?

Why do you think so?

They heard some strange noise outside the tent. They turned on the flashlight and peeked out to see what happened.



When did it happen?

Why do you think so?
