

Name \_\_\_\_\_

# 1<sup>st</sup> Grade Homework Remote Learning Packet

## Week 1

September 21<sup>st</sup> – September 25<sup>th</sup>



Dear Educator,

My signature is proof that I have reviewed my scholar's work and supported him to the best of my ability to complete all assignments.

\_\_\_\_\_  
(Parent Signature)

\_\_\_\_\_  
(Date)

Parents please note that all academic are also available on our website at [www.brighterchoice.org](http://www.brighterchoice.org) under the heading "Remote Learning." All academic packet assignments are mandatory and must be completed by all scholars.

Name \_\_\_\_\_  
BCCS-B

Date: September 21, 2020  
RPI Siena Union

ELA Homework


**Directions:** Write about your favorite part of 1<sup>st</sup> grade and then draw a picture.

My favorite part of first grade is \_\_\_\_\_

---

---

Draw a picture about what you wrote:


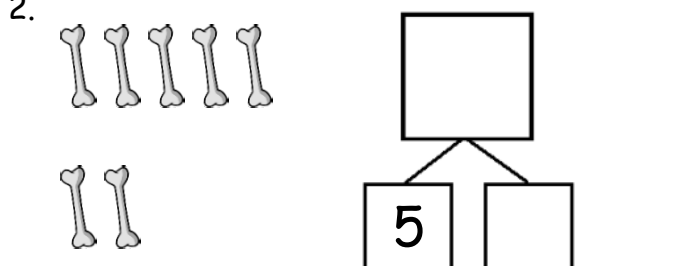

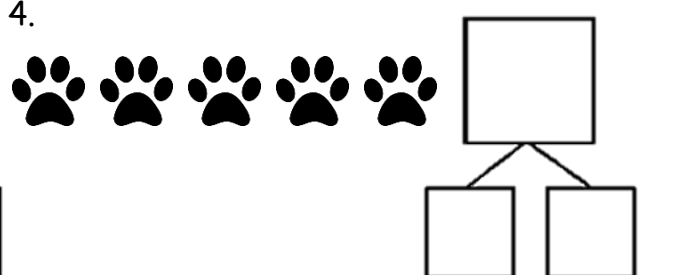


Name \_\_\_\_\_  
BCCS-B

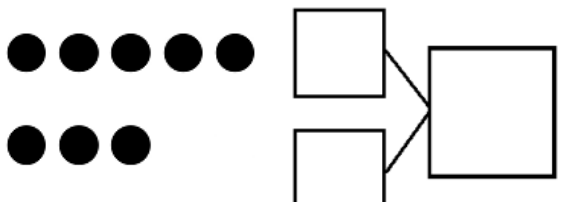
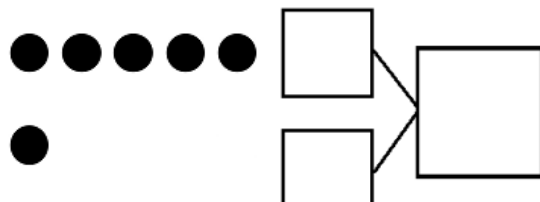
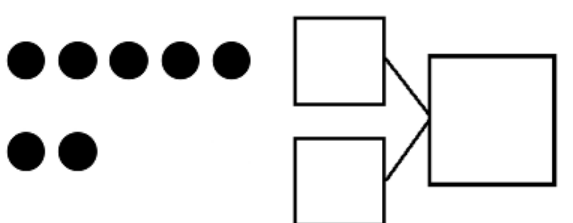
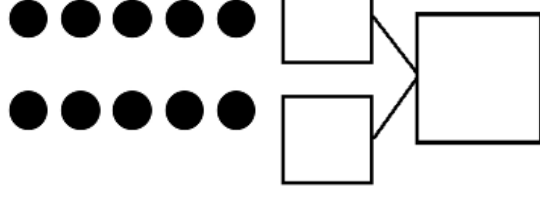
Date: September 21, 2020  
RPI Siena Union

Math Homework

Directions: Circle 5, and then make a number bond.

<p>1.</p> 	<p>2.</p> 
<p>3.</p> 	<p>4.</p> 

Directions: Make a number bond that shows 5 as one part.

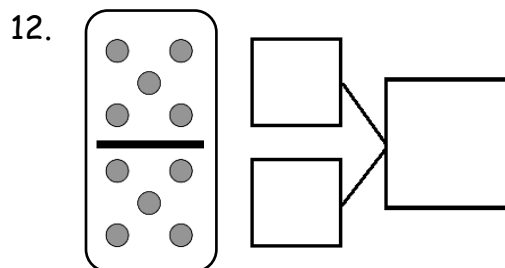
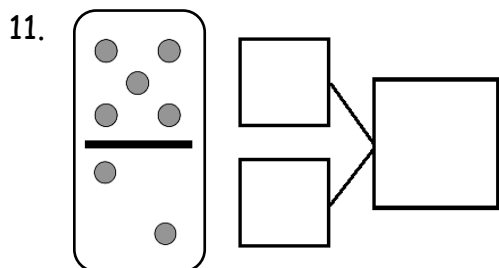
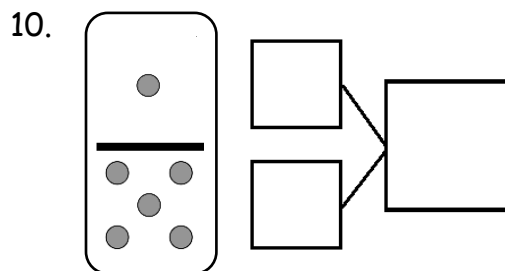
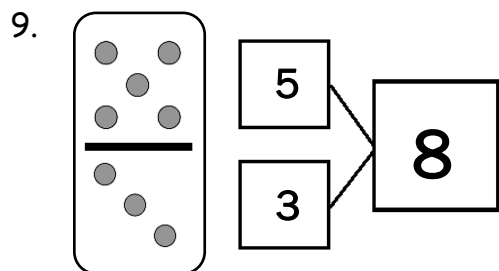
<p>5.</p> 	<p>6.</p> 
<p>7.</p> 	<p>8.</p> 

Name \_\_\_\_\_  
BCCS-B

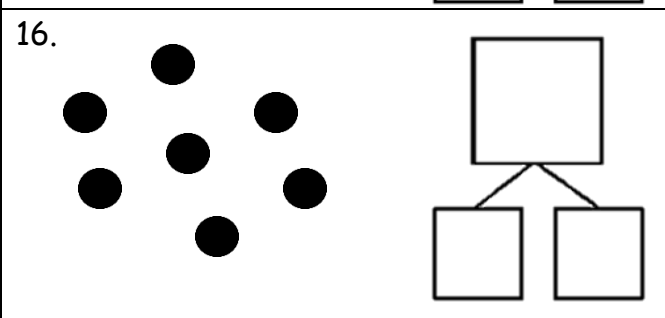
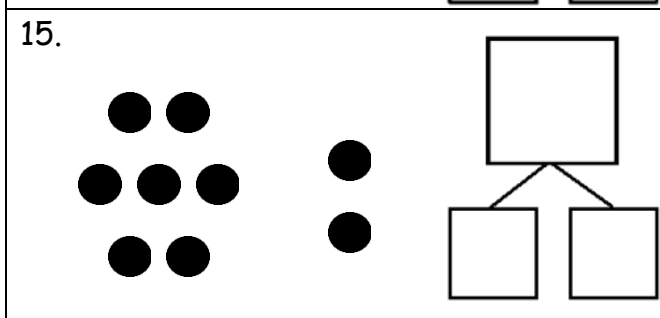
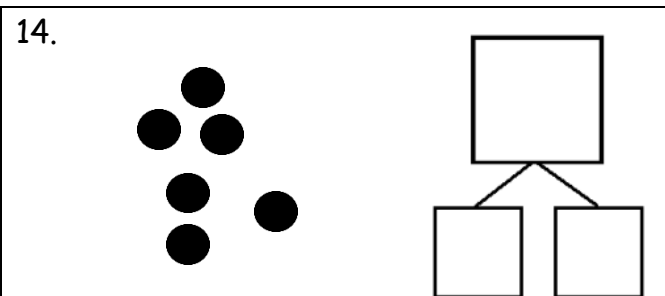
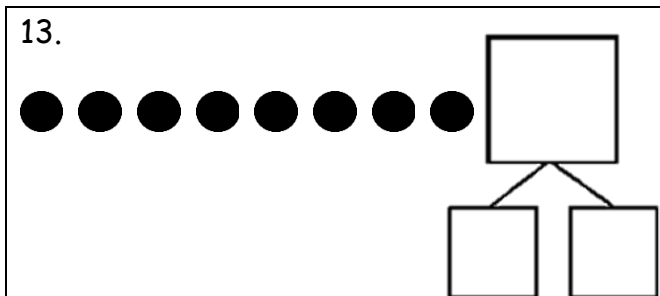
Date: September 21, 2020  
RPI Siena Union

Math Homework

Directions: Make a number bond for the dominoes.



Directions: Circle 5 and count. Then, make a number bond.



Name \_\_\_\_\_  
BCCS-B  
ELA Homework

Date: September 22, 2020  
RPI Siena Union


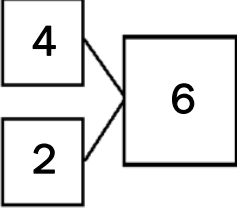
**Directions:** Use each spelling word to make a sentence.


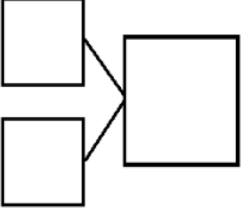
cat nap tap map zap gap lap rap away over


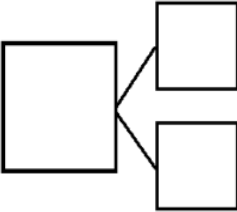
1. \_\_\_\_\_  
\_\_\_\_\_
2. \_\_\_\_\_  
\_\_\_\_\_
3. \_\_\_\_\_  
\_\_\_\_\_
4. \_\_\_\_\_  
\_\_\_\_\_
5. \_\_\_\_\_  
\_\_\_\_\_
6. \_\_\_\_\_  
\_\_\_\_\_
7. \_\_\_\_\_  
\_\_\_\_\_
8. \_\_\_\_\_  
\_\_\_\_\_
9. \_\_\_\_\_  
\_\_\_\_\_
10. \_\_\_\_\_  
\_\_\_\_\_


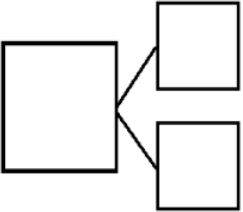
Math Homework


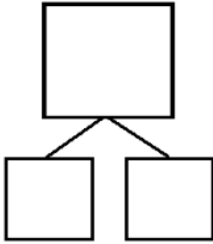
Directions: Circle 2 parts you see. Make a number bond to match.


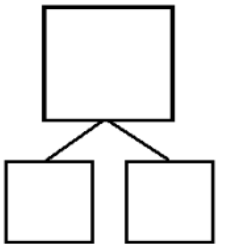
1.  


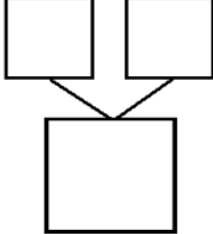
2.  


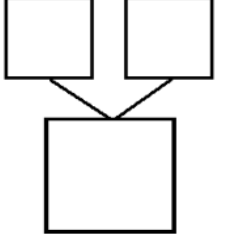
3.  

4.  

5.  

6.  

7.  

8.  

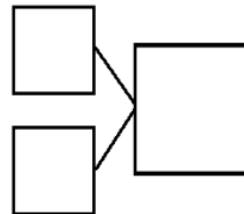
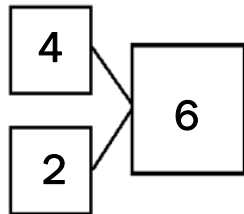

Name \_\_\_\_\_  
BCCS-B

Date: September 22, 2020  
RPI Siena Union

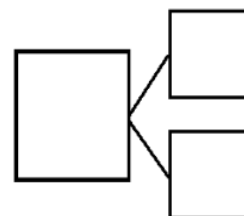
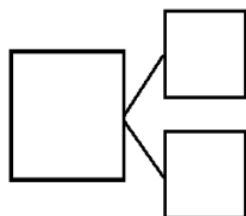

Math Homework

How many animals do you see? Write at least 2 different number bonds to show different ways to break apart the total.

9.



10.



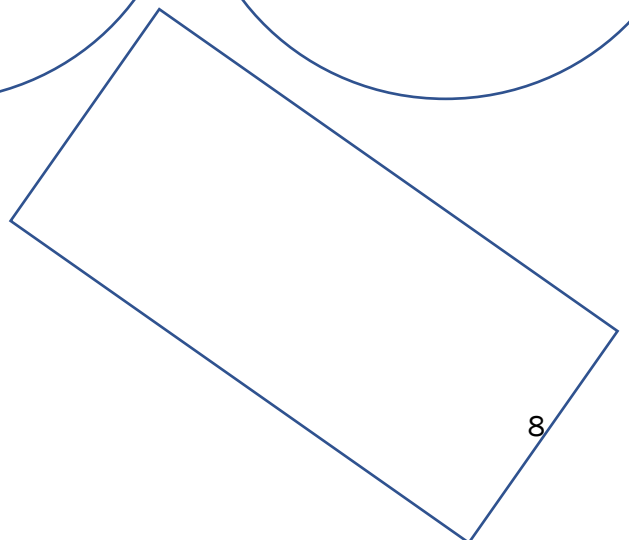






Name \_\_\_\_\_  
BCCS-B

Date: September 23, 2020  
RPI Siena Union

ELA Homework

**Directions:** Write the spelling words to fill the shapes. How many times can you fit each spelling word into a shape?

cat nap tap map zap gap lap rap away over



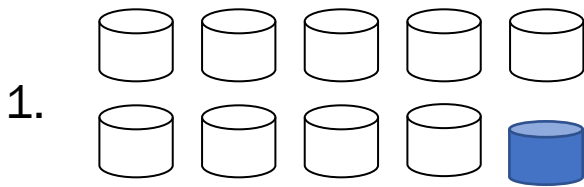


Name \_\_\_\_\_  
BCCS-B

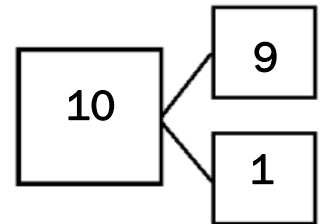
Date: September 23, 2020  
RPI Siena Union

### Math Homework

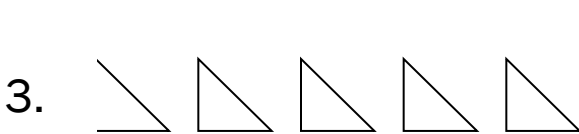
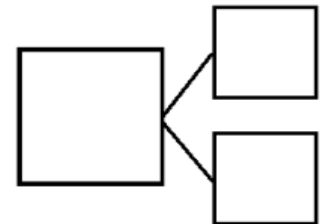
**Directions:** How many objects do you see? Draw one more. How many objects are there now? Fill in the missing numbers sentences and number bonds.




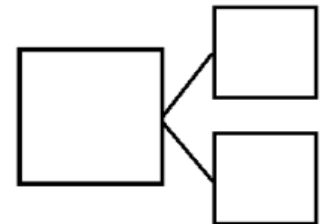
1 more than 9 is 10.  
 $9 + 1 = \underline{10}$



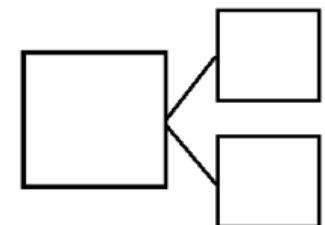
\_\_\_\_\_ is 1 more than 7.  
\_\_\_\_\_ = 7 + 1



\_\_\_\_\_ is 1 more than 5.  
\_\_\_\_\_ = 5 + 1



1 more than 8 is \_\_\_\_\_.  
\_\_\_\_\_ + 1 = \_\_\_\_\_



Name \_\_\_\_\_  
BCCS-B

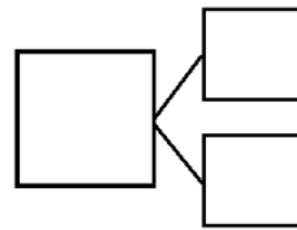
Date: September 23, 2020  
RPI Siena Union

Math Homework

5. Imagine adding 1 more pencil to the picture.  
Then, write the numbers to match how many pencils there will be.



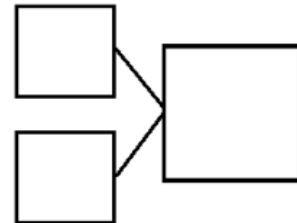
1 more than 5 is \_\_\_\_\_.  
 $5 + 1 = \underline{\quad}$



6. Imagine adding 1 more flower to the picture.  
Then, write the numbers to match how many flowers there will be.



\_\_\_\_\_ is 1 more than 8.  
\_\_\_\_\_ + 1 = \_\_\_\_\_



Name \_\_\_\_\_  
BCCS-B

Date: September 24, 2020  
RPI Siena Union

## ELA Homework

**Directions:** Read the story and answer the questions. Circle the letter (a or b) for the best answer to each question.

### The Blue Bike



It was the first day of spring break. Little Mary went to visit her grandma and grandpa. Mom went with her. There Mary found an old blue bike in the garage. She showed it to her mom and asked if she could ride it.

"You can ride it if you want, but you will need to wear a helmet to protect your head," Mom said. Grandma gave Mary a helmet and helped her clean the old bike. Grandpa pumped air into the tires. Mary was so proud of her blue bike!

1. When did Mary go visit her grandmother and grandpa?
  - a. Summer
  - b. Spring
  
2. Where did Mary find the blue bike?
  - a. In the garage
  - b. On the street
  
3. What did grandma give to Mary to wear?
  - a. A jacket
  - b. A helmet

Name \_\_\_\_\_

BCCS-B

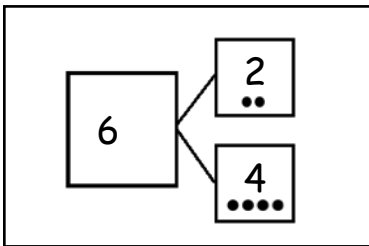
Date: September 24, 2020

RPI Siena Union

### Math Homework

Today, we learned the different combinations that make 6. For homework, cut out the flashcards below, and write the number sentences that you learned today on the back. Keep these flashcards on page 13 in the place where you do your homework to practice ways to make 6 until you know them really well! As we continue to learn different ways to make 7, 8, 9, and 10 in the upcoming days, continue to make new flashcards.

\*Note to families: Be sure students make each of the combinations that make 6. The flashcards can look something like this:

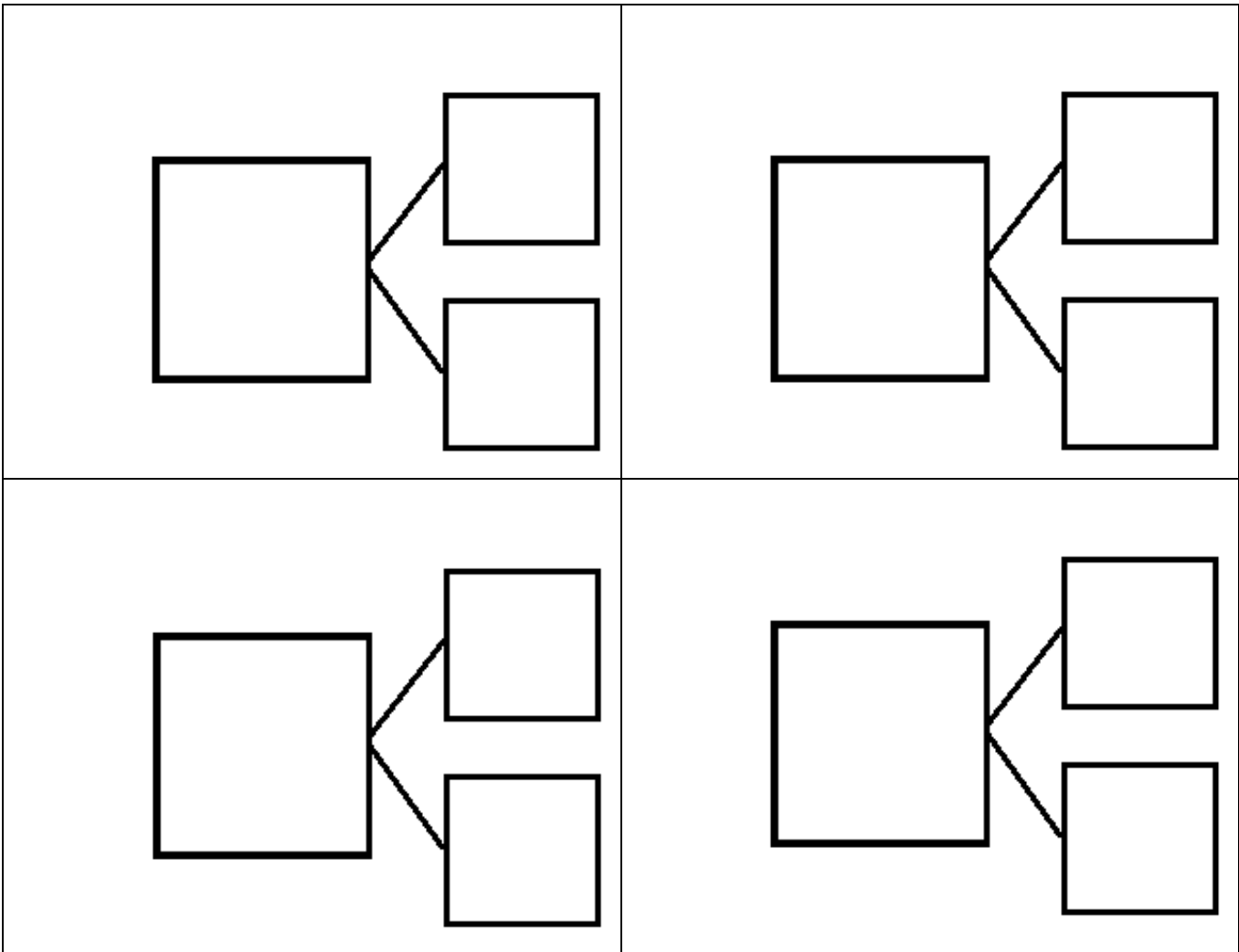


$$2 + 4 = 6$$

# Flashcards

Front of Card

Back of Card





Name \_\_\_\_\_  
BCCS-B

Date: September 25, 2020  
RPI Siena Union

ELA Homework

**Directions:** Use the Word Bank to unscramble each spelling word.

nap	tap	map	cat	zap	rap
gap	lap	away	over		

1. pna

---

2. par

---

3. atp

---

4. pam

---

5. pal

---

6. zpa

---

7. pga

---

8. waay

---

9. tca

---

10. roev

---

*The spelling test will be on Monday.*

Name \_\_\_\_\_  
BCCS-B



Date: September 25, 2020  
RPI Siena Union

Math homework

**Directions:** Draw two pictures to show two different number groups that add to six:

$$\underline{\hspace{2cm}} + \underline{\hspace{2cm}} = 6$$

$$\underline{\hspace{2cm}} + \underline{\hspace{2cm}} = 6$$







Name \_\_\_\_\_

# 1<sup>st</sup> Grade Homework Remote Learning Packet

## Week 2

### September 28<sup>th</sup> – October 2<sup>nd</sup>



Dear Educator,

My signature is proof that I have reviewed my scholar's work and supported him to the best of my ability to complete all assignments.

\_\_\_\_\_  
(Parent Signature)

\_\_\_\_\_  
(Date)

Parents please note that all academic are also available on our website at [www.brighterchoice.org](http://www.brighterchoice.org) under the heading "Remote Learning." All academic packet assignments are mandatory and must be completed by all scholars.

Name \_\_\_\_\_  
BCCS-B  
ELA Homework

Date: September 28, 2020  
RPI Siena Union

**Directions:** Write about what you would do if you were a superhero?

If I was a superhero, I would \_\_\_\_\_  
\_\_\_\_\_  
\_\_\_\_\_  
\_\_\_\_\_

Draw a picture about what you wrote:


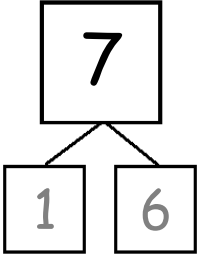



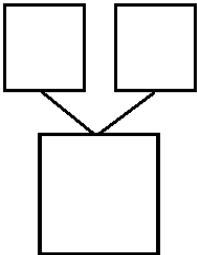
Name \_\_\_\_\_  
 BCCS-B


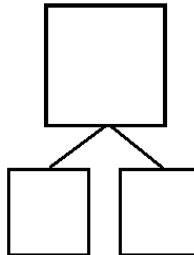
Date: September 28, 2020  
 RPI Siena Union

Math Homework

1. Match the dice to show different ways to make 7. Then, draw a number bond for each pair of dice.

a.  a. 

b.  b. 

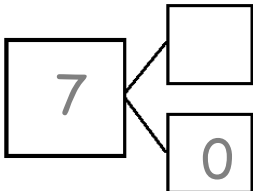
c.  c. 

2. Make 2 number sentences. Use the number bonds above for help.

$$\square + \square = 7$$

$$7 = \square + \square$$

3. Fill in the missing number in the number bond. Then, write addition number sentences for the number bond you made.



$$7 = \square + \square$$

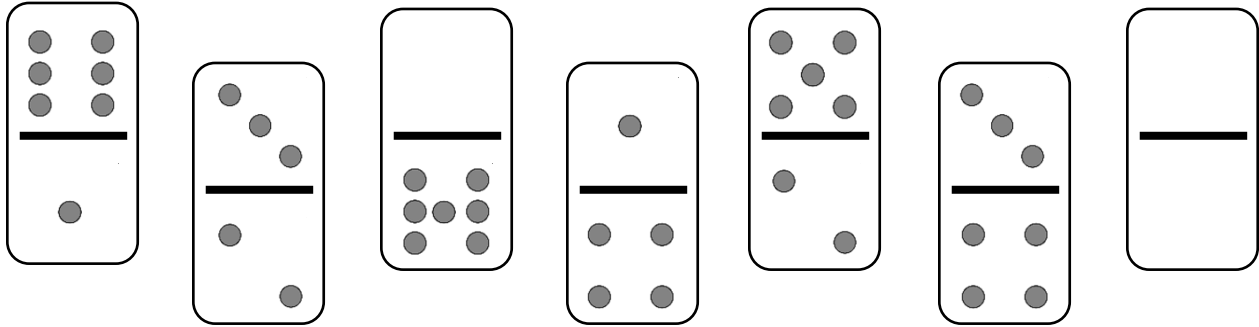
$$7 = \square + \square$$

Name \_\_\_\_\_  
BCCS-B

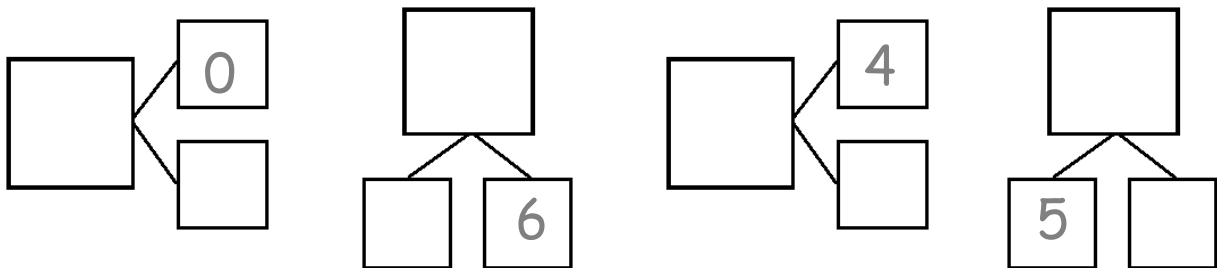
Date: September 28, 2020  
RPI Siena Union

### Math Homework

4. Color the dominoes that make 7.



5. Complete the number bonds for the dominoes you colored.



Name \_\_\_\_\_  
BCCS-B

Date: September 29, 2020  
RPI Siena Union

ELA Homework

**Directions:** Write each spelling word in a sentence:

hop dog jog lot got hot log box this want

1

2

3

4

5

6

7

8



9

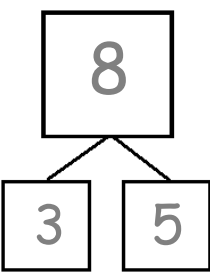
10

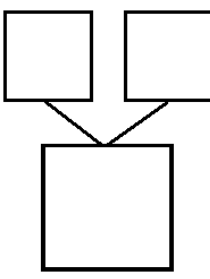
Name \_\_\_\_\_  
 BCCS-B

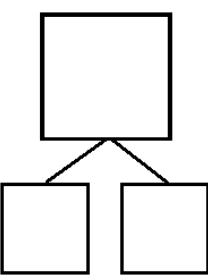
Date: September 29, 2020  
 RPI Siena Union

1. Match the dots to show different ways to make 8. Then, draw a number bond for each pair.


a.  


b. 

c. 

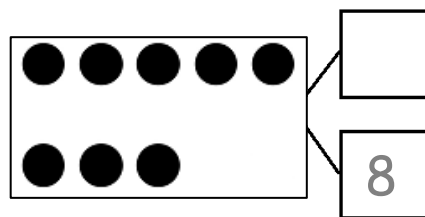
d. 

2. Show 2 ways to make 8. Use the number bonds above for help.





3. Fill in the missing number in the number bond. Write 2 addition sentences for the number bond you made. Notice where the equal sign is to make your sentence true.





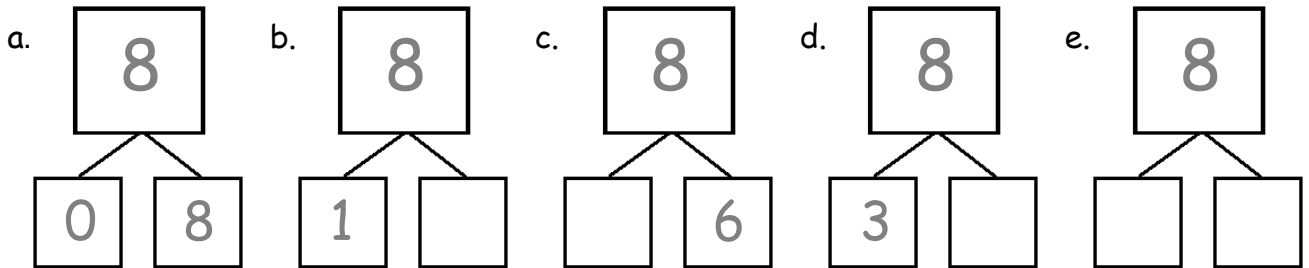


Name \_\_\_\_\_  
BCCS-B

Date: September 29, 2020  
RPI Siena Union

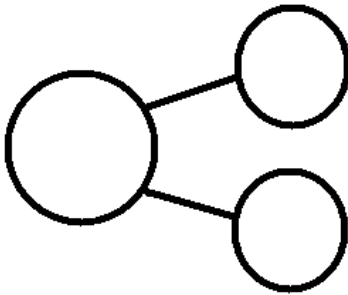
Math Homework

4. These number bonds are in an order starting with the smallest part first.  
Write to show which number bonds are missing.



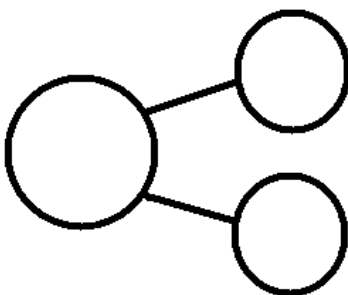
5. Use the expression to write a number bond and draw a picture that makes 8.

$$\boxed{2} + \boxed{6}$$



6

$$\boxed{0} + \boxed{8}$$



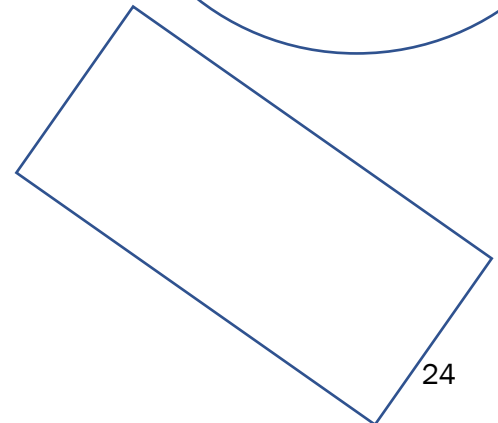







Name \_\_\_\_\_

BCCS-B  
ELA Homework

Date: September 30, 2020  
RPI Siena Union

**hop dog jog lot got not log box this want**

Write the spelling words to fill the shapes. See how many times you can each word in a shape.





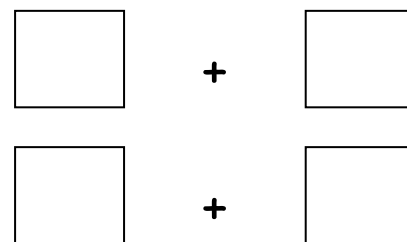
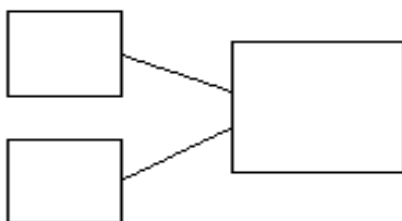
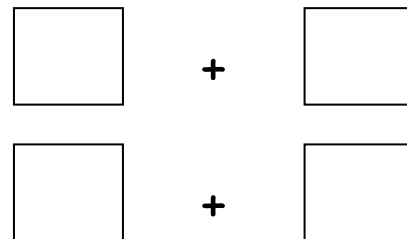
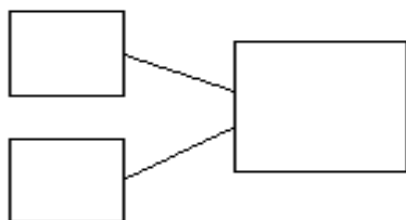
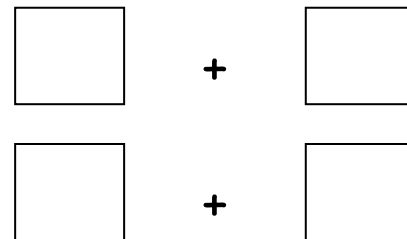
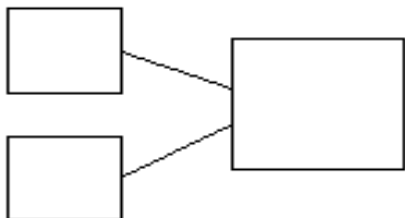
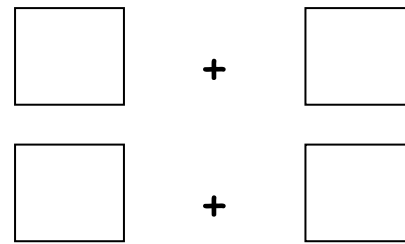
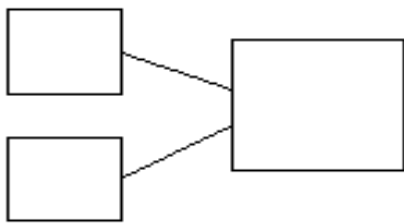
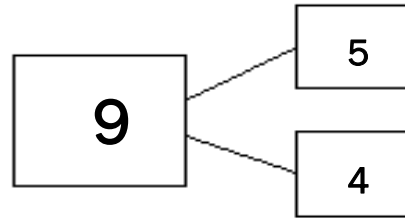
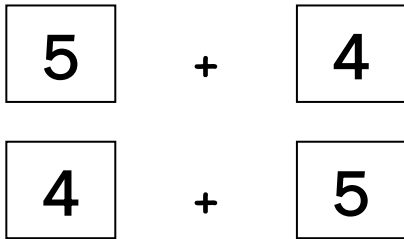
Name \_\_\_\_\_  
BCCS-B

Date: September 30, 2020  
RPI Siena Union

Math Homework

Ways to Make 9

Write the expressions and number bonds to show different ways to make 9.



Name \_\_\_\_\_  
BCCS-B

Date: October 1, 2020  
RPI Siena Union

### ELA Homework

Read the story, then draw and write about it.

*Jack wants to build a birdhouse. He gets some wood. He gets some nails and paint. His mom helps too. She gets a saw and a hammer. She gets a pencil and a ruler. Jack draws the birdhouse. They build it together. Then they hang it up in a tree. A bird goes to the birdhouse. Then a second bird goes in. A third bird goes in, and a fourth. Jack and his mom look at each other. They need a bigger birdhouse!*

Where does Jack put the birdhouse?

He puts it in a \_\_\_\_\_.

Draw what you think will happen next:

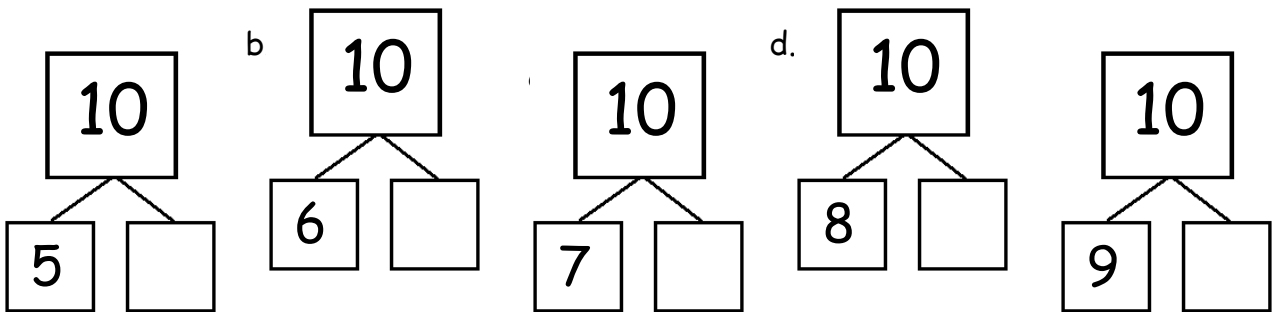



Name \_\_\_\_\_  
 BCCS-B

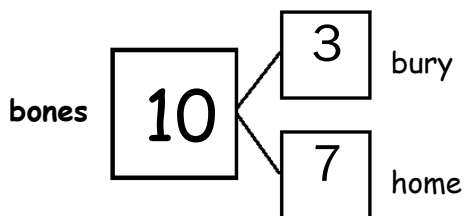
Date: October 1, 2020  
 RPI Siena Union

Math Homework

1. Rex found 10 bones on his walk. He can't decide which part he wants to bring to his doghouse and which part he should bury. Help show Rex his choices by filling in the missing parts of the number bonds.



2. He decided to bury 3 and bring 7 back home. Write all the adding sentences that match this number bond.



$$\boxed{\phantom{00}} + \boxed{\phantom{00}} = \boxed{\phantom{00}}$$

$$\boxed{\phantom{00}} + \boxed{\phantom{00}} = \boxed{\phantom{00}}$$

$$\boxed{\phantom{00}} = \boxed{\phantom{00}} + \boxed{\phantom{00}}$$

$$\boxed{\phantom{00}} = \boxed{\phantom{00}} + \boxed{\phantom{00}}$$



Name \_\_\_\_\_  
BCCS-B

Date: October 2, 2020  
RPI Siena Union

ELA Homework

**Directions:** Write **seven** sentences using **all** of your spelling words—use more than one in a few of the sentences.

got	not	log	box	this	want
lot		jog		dog	hop

1 \_\_\_\_\_

2 \_\_\_\_\_

3 \_\_\_\_\_

4 \_\_\_\_\_

5 \_\_\_\_\_

6 \_\_\_\_\_

7 \_\_\_\_\_

Name \_\_\_\_\_  
BCCS-B

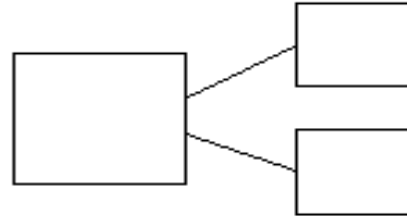
Date: October 2, 2020  
RPI Siena Union

Math Homework

Write two ways to add to 9, and write a number bond:

$$\square + \square$$

$$\square + \square$$



Write two ways to add to 6, and write a number bond:

$$\square + \square$$

$$\square + \square$$

