



Name _____

Kindergarten Homework Remote Learning Packet

Week 1

September 21st-September 25th



Dear Educator,

My signature is proof that I have reviewed my scholar's work and supported him to the best of my ability to complete all assignments.

(Parent Signature)

(Date)

Parents please note that all academic are also available on our website at www.brighterchoice.org under the heading "Remote Learning." All academic packet assignments are mandatory and must be completed by all scholars.

Name _____

September 21, 2020

BCCS-B

SUNY Cortland/ Morrisville



Trace the Word:



I

I

I

I

Write the Word:

I

I

I

I

I

I

I

I



Rainbow Writing:



I

I

I

I

I

Circle
the
Word

I red am red I am
see am see am see I
am I red I I red

Name _____
BCCS-B

September 21, 2020
SUNY Cortland/ Morrisville

Directions: Color the things that are the same. Color them so that they look like each other.



Name _____

September 21, 2020

BCCS-B

SUNY Cortland/ Morrisville









Directions: Color or circle the letter capital **A** and lowercase **a**, then write it on the line.

A	b	p	o	a	q
a	a	o	H	V	a
o	A	g	d	V	q
A	q	b	a	A	d
o	H	A	g	p	V
A	d	q	d	A	a

Write the letter.



Directions: Read, write, clap, color, spell, and find the word **I**.

 <p style="text-align: center; font-size: 2em;">I</p> <p style="text-align: center;">Read It!</p>	 <p style="text-align: center;">Write It!</p> <hr/> <hr style="border-top: 1px dashed;"/> <hr/>						
 <p style="text-align: center;">Clap It!</p> <p style="text-align: center;">How many syllables?</p> <div style="display: flex; justify-content: space-around; align-items: center;"> <div style="border: 1px solid black; border-radius: 50%; width: 40px; height: 40px; display: flex; align-items: center; justify-content: center; font-size: 1.5em;">1</div> <div style="border: 1px solid black; border-radius: 50%; width: 40px; height: 40px; display: flex; align-items: center; justify-content: center; font-size: 1.5em;">2</div> <div style="border: 1px solid black; border-radius: 50%; width: 40px; height: 40px; display: flex; align-items: center; justify-content: center; font-size: 1.5em;">3</div> </div>	 <p style="text-align: center;">Color It!</p> <div style="text-align: center; font-size: 3em;">I</div>						
 <p style="text-align: center;">Trace It!</p> <div style="text-align: center; font-size: 2em;">I</div>	 <div style="display: inline-block; border: 1px solid black; padding: 2px;">c a t</div> <p style="text-align: center;">Spell It!</p> <div style="text-align: center; border: 1px solid black; width: 60px; height: 60px; margin: 10px auto;"></div>						
 <p style="text-align: center;">Find It!</p> <table border="1" style="width: 100%; text-align: center;"> <tr> <td style="padding: 10px;">I</td> <td style="padding: 10px;">the</td> <td style="padding: 10px;">I</td> </tr> <tr> <td style="padding: 10px;">like</td> <td style="padding: 10px;">I</td> <td style="padding: 10px;">and</td> </tr> </table>	I	the	I	like	I	and	 <p style="text-align: center;">Tell It!</p> <p style="text-align: center;">Who did you tell?</p> <hr/> <p style="text-align: right; font-size: 0.8em;">©2014 My Heart Belongs in Kindergarten</p>
I	the	I					
like	I	and					

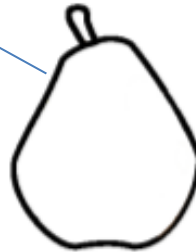
Name _____

September 22, 2020

BCCS-B


SUNY Cortland/ Morrisville

Directions: Draw a line between two objects that match. Use your words. "These are the same, but this one is _____, and this one is _____."



Directions: Circle all the things beginning with the letter **A**.





Find and shade: 'a'

b	u	n
u	a	d
g	l	i

Trace.



Copy.

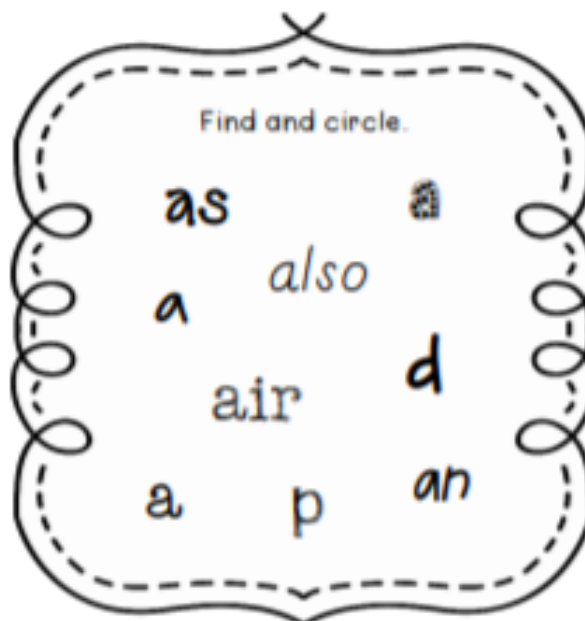
Write.

Underline the sight word: 'a'



1. A duck swam on the pond.
2. There was a frog with a crown.



Find and circle.



Directions: Draw something that you would use with each thing. Tell why.




Directions: Make a picture of 2 things you use together. Tell why.



Directions: Color the pictures that start with the letter **a**

A a A a A a A a

Color the pictures that start with a.



Directions: Trace and write the spelling words.

Spelling Words



cat	cat	
fat	fat	
rat	rat	
cat	cat	
fat	fat	

Name _____ September 24, 2020

BCCS-B

SUNY Cortland/ Morrisville


Directions: Circle the things that belong to one group, and underline the things that belong to the other group. Tell an adult why the items in each group belong together.



Directions: Find the letter **A** and circle it.

Aa

is for



Find the letter A

P	S	A	T
N	A	P	S
T	I	S	A
A	N	T	P

Playhouse Academy by Astrid

Name _____ September 25, 2020

BCCS-B

SUNY Cortland/ Morrisville

Directions: Use crayons, markers, or color pencils to rainbow write the words in different colors.

cat

rat

fat

Directions: Practice tracing the numbers. Then, try your best to write them on your own.

1-2-3-4-5-6-7-8-9-10

1-2-3-4-5-6-7-8-9-10

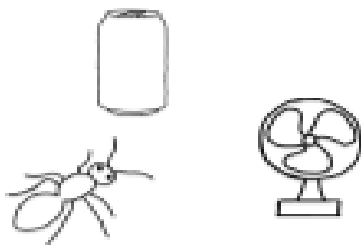

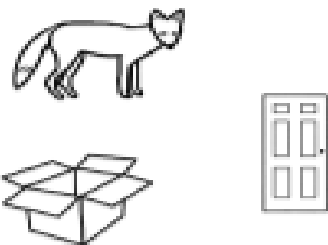
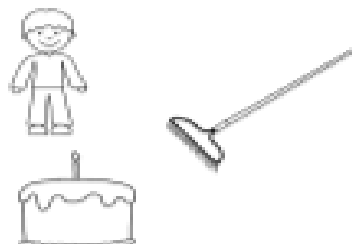
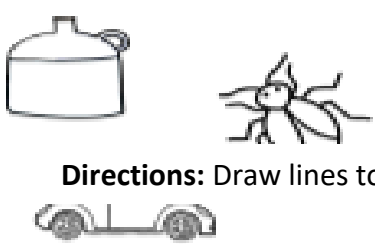

1-2-3-4-5-6-7-8-9-10

1-2-3-4-5-6-7-8-9-10

1-2-3-4-5-6-7-8-9-10











Rhyming Words

Directions: There are 3 pictures in each box. Two of the pictures rhyme and one does not. Find the two pictures that rhyme and color them. Draw an **X** over the picture that does not rhyme.


Directions: Draw lines to connect the rhyming pictures.

Draw lines to connect the rhyming pictures.

Draw something that rhymes with rug.

Draw something that rhymes with sit.



Name _____

Kindergarten Homework Remote Learning Packet

Week 2

September 28th -October 2nd



Dear Educator,

My signature is proof that I have reviewed my scholar's work and supported him to the best of my ability to complete all assignments.

(Parent Signature)

(Date)

Parents please note that all academic are also available on our website at www.brighterchoice.org under the heading "Remote Learning." All academic packet assignments are mandatory and must be completed by all scholars.

Name _____

September 28, 2020

BCCS-B

SUNY Cortland/ Morrisville

Directions: Trace the sight word “**can**” below

can

can

can



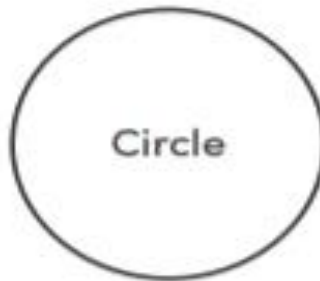
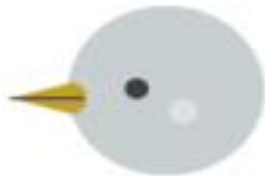
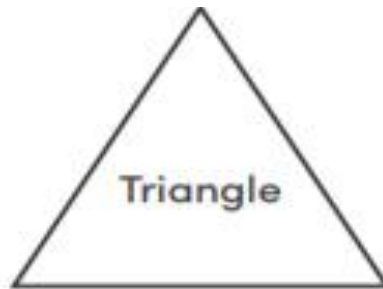
can

can

can

Everyday Shapes

Directions: These objects are shaped like triangles, circles, squares, and rectangles. Draw lines from the objects to the correct shape.





Directions: Color or circle the letter capital **A** and lowercase **a**, then write it on the line.

B	b	p	d	a	b
a	d	q	h	b	b
B	P	g	d	B	q
Q	b	b	a	F	d
B	H	R	b	p	d
B	d	b	b	M	q

Write the letter.



Directions: Color, read, highlight, trace, find, count, and write the word **am**.

<p>Color it</p> 	<p>Read it</p> 												
<p>Highlight it</p> <table border="1" style="width: 100%; border-collapse: collapse; text-align: center;"> <tr> <td style="padding: 5px;">eat</td> <td style="padding: 5px;">am</td> <td style="padding: 5px;">under</td> </tr> <tr> <td style="padding: 5px;">yes</td> <td style="padding: 5px;">am</td> <td style="padding: 5px;">on</td> </tr> <tr> <td style="padding: 5px;">all</td> <td style="padding: 5px;">black</td> <td style="padding: 5px;">am</td> </tr> <tr> <td style="padding: 5px;">am</td> <td style="padding: 5px;">soon</td> <td style="padding: 5px;">am</td> </tr> </table>	eat	am	under	yes	am	on	all	black	am	am	soon	am	<div style="text-align: center;"> <p>am this am</p> <p>no soon</p> <p>am</p> <p>black this</p> <p>eat am</p> <p>am black</p> <p>on am</p> <p>am am</p> </div> <p>I found am words.</p>
eat	am	under											
yes	am	on											
all	black	am											
am	soon	am											
<p>Trace it</p> <div style="border-bottom: 1px solid black; margin-bottom: 5px;"></div> <div style="border-bottom: 1px dashed black; margin-bottom: 5px;"></div> <div style="border-bottom: 1px solid black; margin-bottom: 5px;"></div> <p style="font-size: 2em; letter-spacing: 0.5em;">am am</p>													
<p>Write it</p> <div style="border-bottom: 1px solid black; margin-bottom: 5px;"></div> <div style="border-bottom: 1px dashed black; margin-bottom: 5px;"></div> <div style="border-bottom: 1px solid black; margin-bottom: 5px;"></div>													

Write it in a sentence

I _____ going to study.


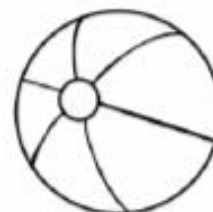
Directions: Count the treasures and draw a line to put the treasures in their box.



Write the letter: B

Write the letter: b

Color the pictures that start with the letter Bb.



Write some words that start with the letter Bb.

Name _____

September 30, 2020

BCCS-B

SUNY Cortland/ Morrisville

Directions: Trace and write the spelling words.

map

map

lap

lap

tap

tap

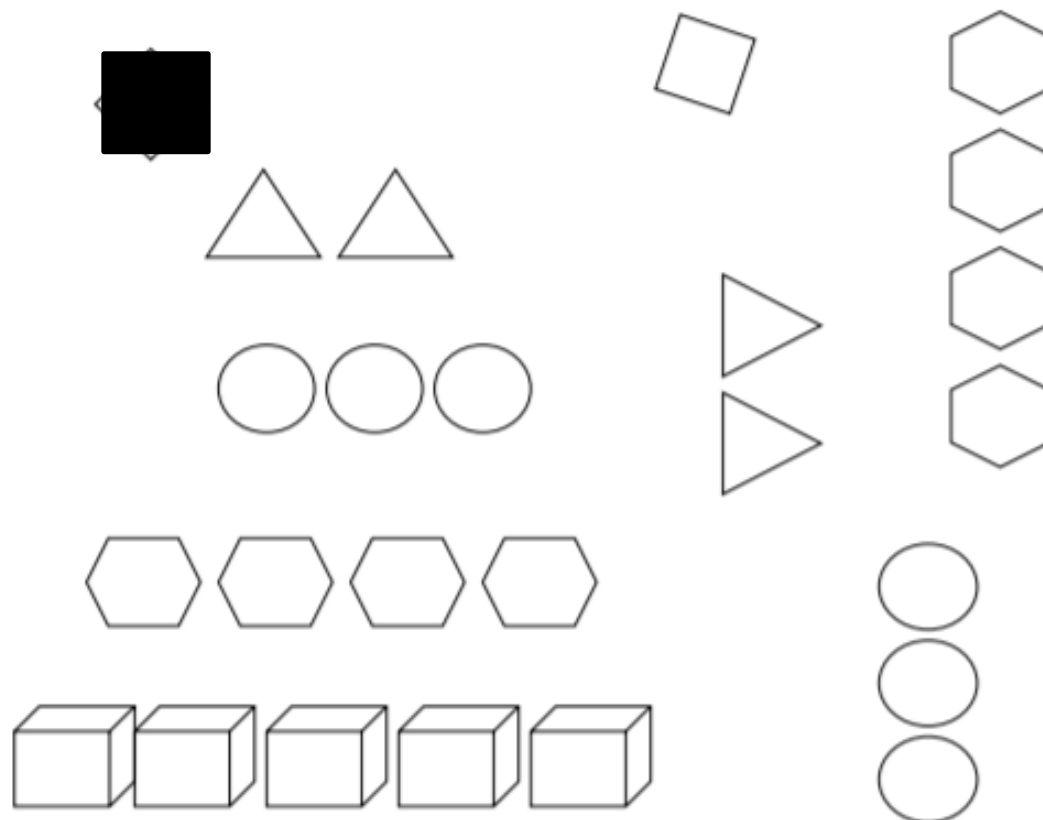
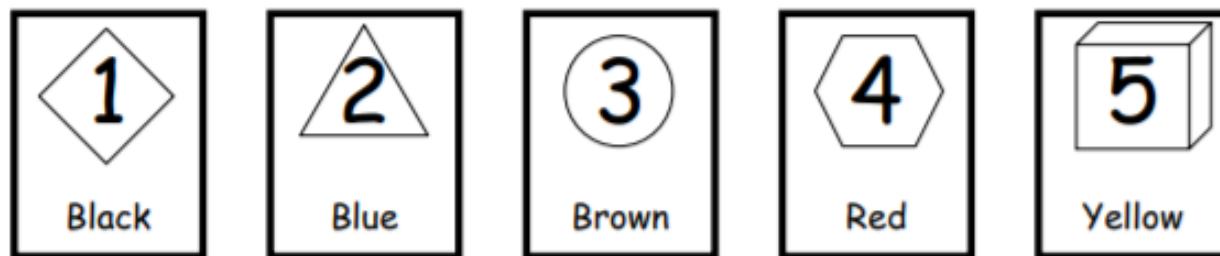
map

map

lap

lap

Directions: Color each numeral card as directed. Count the objects in each group. Then, color the group of objects the same color as the numeral card that it matches.



Beginning Sound Match

Directions: Trace each letter. Match the letter to picture that that each letter sound makes.

A



B



C



D



E



F



G



Name _____ October 1, 2020

BCCS-B


SUNY Cortland/ Morrisville

Directions: Color, read, trace, find, and write the word **am**.

Color the word.




Trace the word.



Read the word.

I **am** happy.

Write the word.



Write the word.

I _____ a kid.

I _____ at school.








I _____ big.

Name _____ October 1, 2020

BCCS-B

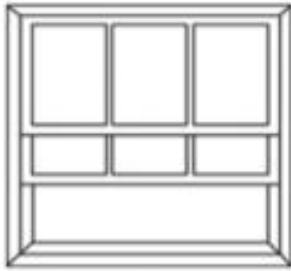
SUNY Cortland/ Morrisville

Directions: Count the dots, then circle the number that tells how many.

	<div><div>4</div><div>5</div></div>
	<div><div>4</div><div>5</div></div>
	<div><div>4</div><div>5</div></div>
	<div><div>4</div><div>5</div></div>
	<div><div>4</div><div>5</div></div>
	<div><div>4</div><div>5</div></div>
	<div><div>4</div><div>5</div></div>

Letter Sound Recognition

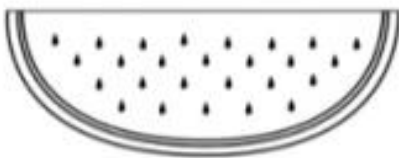
Directions: Say the name of each picture aloud. Circle the correct beginning letter of the picture.



D T W



W B G



I W X



W P N

Name _____ October 2, 2020

BCCS-B

SUNY Cortland/ Morrisville

Directions: Say the words **can** and **and** then choose the correct one to complete the sentences.

can can can can

and and and and

Let's put them in sentences!

I _____ run fast.

Mom _____ dad went
to work.










Name _____

October 2, 2020

BCCS-B

SUNY Cortland/ Morrisville

Directions: Count the picture and circle the number.

 2 (3) 4	 4 5 2	 1 2 3
 3 4 5	 1 2 3	 2 3 4
 1 2 3	 0 1 2	 4 5 3

Name _____ October 2, 2020

BCCS-B

SUNY Cortland/ Morrisville

Directions: Color the letter **b**

