



Name _____

1st Grade Reading Mastery Remote Packet Week 5



Dear Educator,

My signature is proof that I have reviewed my scholar's work and supported him to the best of my ability to complete all assignments.


(Parent Signature)

(Date)

Parents please note that all academic are also available on our website at www.brighterchoice.org under the heading "Remote Learning." All academic packet assignments are mandatory and must be completed by all scholars.



Day # 1



Directions: Part 1: Read and write the sentence. Part 2: Match the words that are the same. Part 3: Circle "d" and X out "g".

Part 1

hē has a rug.
 that rug is
 in his hut.

hē has a rug.
 ■ ■ ■ ●
 ■ ■ ■ ●

Part 2

thē	run
ran	that
run	ran
that	thē

Part 3

g	g	d
t	d	c
d	g	
ā	d	
g	o	u




Directions: Part 1: Practice writing each sound. Part 2: Circle the picture that matches the word.

Part 1

g g g
m
s
h
a




Part 2

nut		nut		nut	
fat		fat		fat	
sun		sun		sun	
mad		mad		mad	



Day # 2



Directions: Part 1: Read and write each sentence. Part 2: Match the words that are the same. Part 3: Circle "i" and X out "t".

Part 1

the sun is hot.

a man ran a fan at us.

the sun is hot.

Part 2

made	sick
ate	mad
mad	made
sick	ate

i	t	i
o		
t		t
h	c	
n	t	i
i		th

Part 3

Name: _____

Week 5 Day 2 Date: _____

BCCS-B

RPI Siena Union

Directions: : Part 1: Practice writing each sound. Part 2: Circle the picture that matches the word.

Part 1

g g g .

o

a

c

t




Part 2

sac _k		sac _k		sac _k	
sit		sit		sit	
sad		sad		sad	
hē		hē		hē	



Day # 3



Directions: Part 1: Read and write each sentence. Part 2: Match the words that are the same. Part 3: Circle "n" and X out "h".

Part 1

hē ■ is ■ an ■ ant.

hē ■ has ■ a ■ soc_k

on ■ his ■ fēē_t.

hē ■ is ■ an ■ ant.

Part 2


is	it
if	is
it	on
on	if

c	h	n
h		u
n	ā	n
		o
g	h	h
		n













Part 3

Directions: Part 1: Practice writing each sound. Part 2: Circle the picture that matches the word.

Part 1

l	
u	
g	
n	
d	

Part 2

man		man		man	
sit		sit		sit	
mitt		mitt		mitt	
fat		fat		fat	



Directions: Part 1: Read and write each sentence. Part 2: Match the words that are the same. Part 3: Circle "g" and X out "d".

Part 1

hē ■ has ■ an ■ ant.

that ■ ant ■ āt_e

a ■ fat ■ sēēd.

hē ■ has ■ an ■ ant.

■ ■ ■ ■

■ ■ ■ ■

Part 2

<u>rug.</u>	<u>fat</u>
<u>fit.</u>	<u>rug</u>
<u>fan.</u>	<u>fit</u>
<u>fat.</u>	<u>fan</u>

Part 3

g	d	g
o		
	h	d
d		
u	ai	g
g		
	u	d

Directions: Part 1: Practice writing each sound. Part 2: Circle the picture that matches the word.

Part 1

g _____
a _____
l _____
u _____
n _____




Part 2

sad		sad		sad	
hē		hē		hē	
fan		fan		fan	
roc _k		roc _k		roc _k	



Day # 5



Directions: Part 1: Read and write the sentence. Part 2: Match each sound with its partner.

Part 1

this is
a rock.

this is
a

Part 2

	o	c		f	n		
f		o		o		f	
f		f		o		o	
o		o		f		f	

Directions: Part 1: Circle "f" and write an X over "t". Part 2: Match the sounds that are the same. Part 3: Write each sound.

Part 1

f ~~t~~ f

t c t

o f n

th t

th f c f

t o



Part 2

ā. .s

o. .m

m. .ā

c. .o

s. .t

t. .c

Part 3

a _____

c _____

o _____

ā ā ā . . .

i _____

ē _____



Name _____

1st Grade Reading Mastery Remote Packet Week 6



Dear Educator,

My signature is proof that I have reviewed my scholar's work and supported him to the best of my ability to complete all assignments.

(Parent Signature)

(Date)

Parents please note that all academic are also available on our website at www.brighterchoice.org under the heading "Remote Learning." All academic packet assignments are mandatory and must be completed by all scholars.



Directions: Part 1: Read and write the sentence. Part 2: Circle the matching sounds in each row.

Part 2

this ■ sack
is ■ fat.

this ■ sack
■

Part 2

a	a	a	m	a	a	a	s	a	r
r	c	r	ē	r	m	r	c	r	s
s	m	s	m	s	a	s	d	s	m
t	ē	t	ē	t	r	t	m	t	d

Directions: Part 1: Circle "n" and X out "r". Part 2: Match the sounds that are the same. Part 3: Write each sound.

Part 1

n ~~r~~ n

r

n c h

t r th

r n o r n

o r h



Part 3

h

Part 2

h . . c

a | h . . th

n . . a |

o . . h

c . . o

th . . n

n _____

e | _____


d _____

f _____

i _____



Day # 2



Directions: Part 1: Read and write the question. Part 2: Circle the matching sounds in each row.

Part 1

is ■ this

a ■ mitt?

is ■ this

■

Part 2

c	n	c	a	c	n	c	t	c	f
d	o	e	o	t	o	d	o	a	o
f	e	f	c	f	d	f	a	f	e
i	i	i	s	i	i	i	n	i	i

Directions: Part 1: Circle "m" and X out "n". Part 2: Match the sounds that are the same. Part 3: Practice writing each sound.

Part 1

		n	m
m	i		n
	n	m	
		i	h
	m		n
n	th		t
	h		m



Part 3

h

Part 2

h .	. ē
t .	. o
o .	. h
th .	. t
ē .	. th
d .	. d

n _____

ā


o _____

a _____

c _____



Day # 3



Directions: Part 1: Read and write the sentence. Part 2: Circle the matching sounds in each row.

Part 1

thē ■ man ■ is
not ■ sad.

thē ■ man ■ is
not ■ sad.

Part 2

e	m	c	m	e	m	s	m	e	m
o	s	o	a	o	t	o	s	o	d
r	d	r	t	r	d	r	a	r	c
n	f	m	f	c	f	n	f	t	f

Directions: Part 1: Circle short "s" and X out long "ā". Part 2: Match the words that are the same. Part 3: Practice writing each sound.

Part 2

Part 1

	t	ā	a
a			
ā	d	ā	
n		a	
	ā		c
a	o		
		n	
ā	c	a	

fat.

sad

is.

thē


thē.

fat

sad.

is

Part 3



n

t

a

h

r

d



Day # 4



Directions: Part 1: Read and write the sentence. Part 2: Circle the matching sounds in each row.

Part 1

thē ■ man ■ sat
on ■ mē.

thē ■ man ■ sat

Part 2

r i

r a

r s

r i

r d

o n

d n

o n

t n

ā n

f a

f f

f ē

f s

f a

ē ē

o ē

ē ē

m ē

ē ē

Directions: Part 1: Circle "o" and X out "c". Part 2: Match the words that are the same. Part 3: Practice writing each sound.

Part 1

o ~~c~~ o

el

ai o i c

 n

c o

th

c o

o r c ai

Part 2

not it

is mē

it is

mē not

Part 3



h _____


u u u u u u u u u u

n _____

c _____

s _____

i _____



Directions: Part 1: Read and write the sentence. Part 2: Circle the matching sounds in each row.

Part 1

hē ■ is ■ sic_k
and ■ sad.

hē ■ is ■ sic_k
and ■ sad.

Part 2

a r

a s

a a

a r

a m

d n

d f

d i

d t

d n

c ē

ā ē

s ē

c ē

c ē

o m

r m


o m

s m

i m

Directions: Part 1: Circle "n" and X out "h". Part 2: Match the words that are the same. Part 3: Practice writing each sound.

Part 1



f n t
h
o t h
n c
h a n
h h o
n



Part 2

mad.

.fan

sit.

.am

fan.

.sit

am.

.mē

mē.

.mad

Part 3

h

u

n

a

o










r


Name: _____

Long and Short Vowel Sounds

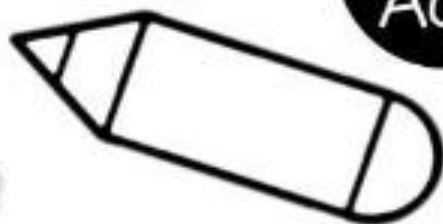


Directions: Look at each picture in the apple. Say the word.
Use the color code to color the pictures.

<p>fan</p> 	<p>ham</p> 	<p>baby</p> 
<p>bag</p> 	<p>acorn</p> 	<p>pan</p> 
<p>rat</p> 	<p>snake</p> 	<p>cap</p> 



color by my sound



Aa

Color all the pictures that begin with a.

