



Name _____

3

Kindergarten Homework Remote Learning Packet

Week 3



Dear Educator,

My signature is proof that I have reviewed my scholar's work and supported him to the best of my ability to complete all assignments.


(Parent Signature)

(Date)

Parents please note that all academic are also available on our website at www.brighterchoice.org under the heading "Remote Learning." All academic packet assignments are mandatory and must be completed by all scholars.



Day # 1




Name _____ Week 3 Day 1 Date: _____

BCCS-B

SUNY Cortland

SUNY Morrisville

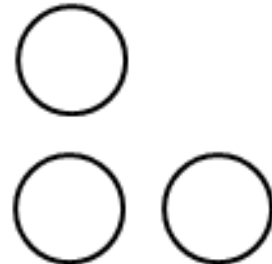
Directions: Count the circles, and box the correct number. Color in the same number of circles on the right as the shaded ones on the left to show hidden parnters.




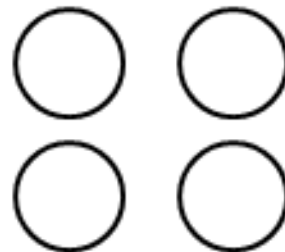
3 4 5



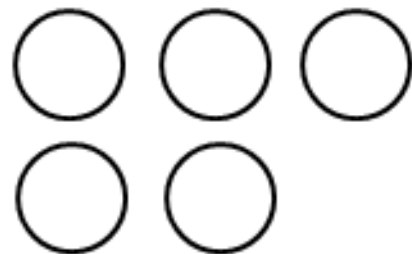
3 4 5



3 4 5



3 4 5




Name _____ Week 3 Day 1 Date: _____

BCCS-B

SUNY Cortland

SUNY Morrisville

Directions: Draw a line to match the uppercase letter to the lowercase letter.



Name _____ Week 3 Day 1 Date: _____

BCCS-B

SUNY Cortland

SUNY Morrisville

Directions: Color the word go. Trace and write the word go.

Super Star Sight Words



Color the word.



Trace the word.



Read the word.

We go.
I can go.

Cut and paste the word.



Write the word.


We _____ .

I can _____ .

We _____ **play.**



Day # 2



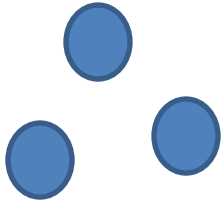
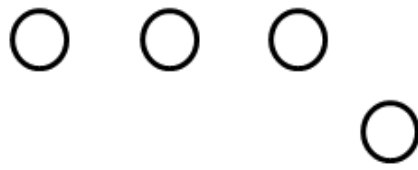
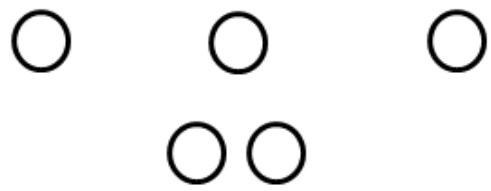
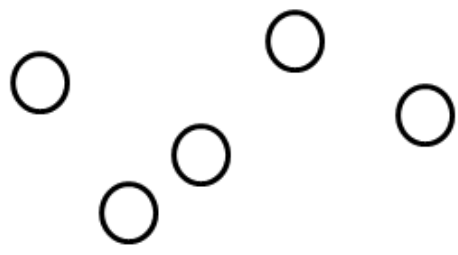
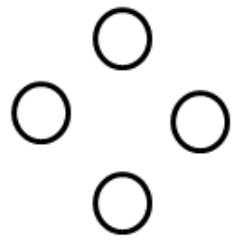
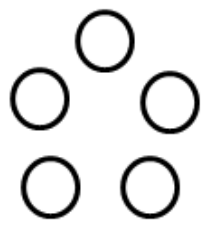
Name _____ Week 3 Day 2 Date: _____

BCCS-B

SUNY Cortland

SUNY Morrisville

Directions: Count how many. Draw a box around that number. Then, color 3 circles in each group.

 <p>(3) 4 5</p>	 <p>3 4 5</p>
 <p>3 4 5</p>	 <p>3 4 5</p>
 <p>3 4 5</p>	 <p>3 4 5</p>

Name _____ Week 3 Day 2 Date: _____

BCCS-B

SUNY Cortland

SUNY Morrisville

Directions: Draw a line to match the capital letters.

A

C

F

H

B

E

D

G

I

F

A

G

B


I

C

H

D

E



Directions: Trace the word **see**.

See See See

see see see


I see you.



See you later.




See you soon!



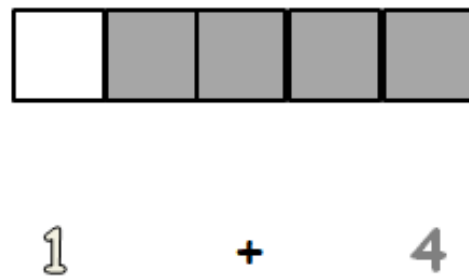
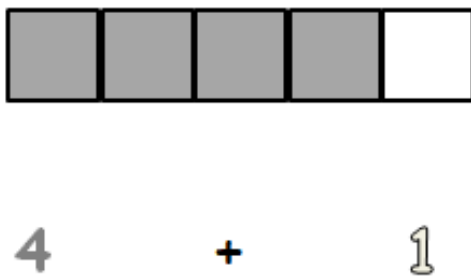
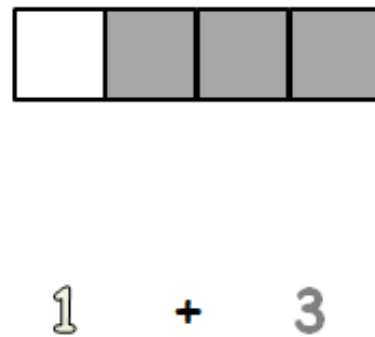
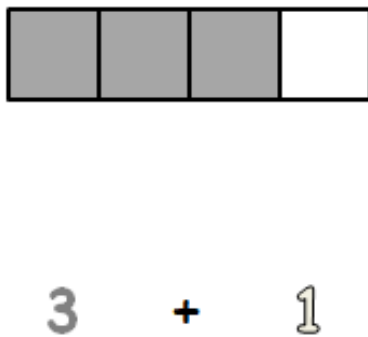
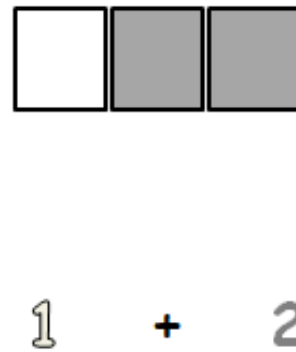
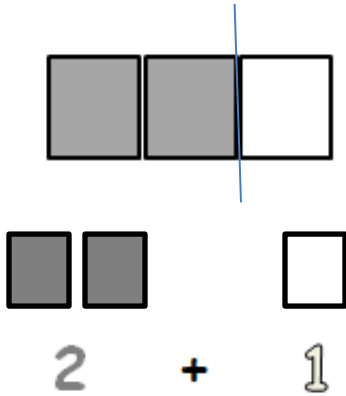
Can you see me?



Day # 3



Directions: These squares represent cubes. Count the squares. Draw a line to break the stick between the gray squares and the white squares. Draw the squares above the numbers.



Name _____ Week 3 Day 3 Date: _____

BCCS-B

SUNY Cortland

SUNY Morrisville

Directions: Draw a line to match the uppercase letter to the lowercase letter.

Alphabet Matching

A	d
B	f
C	a
D	c
E	g
F	b
G	e

www.overthebigmoon.com

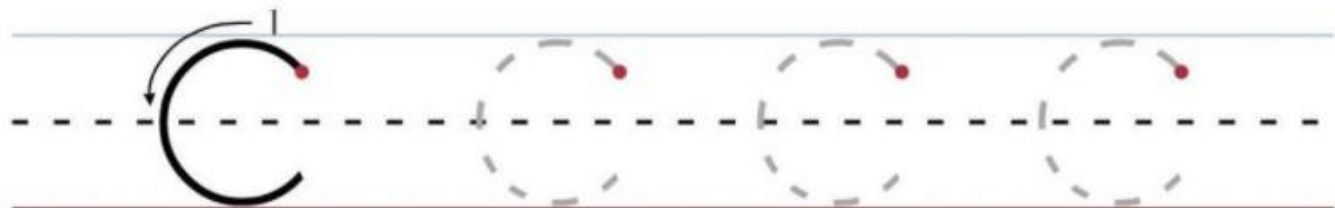
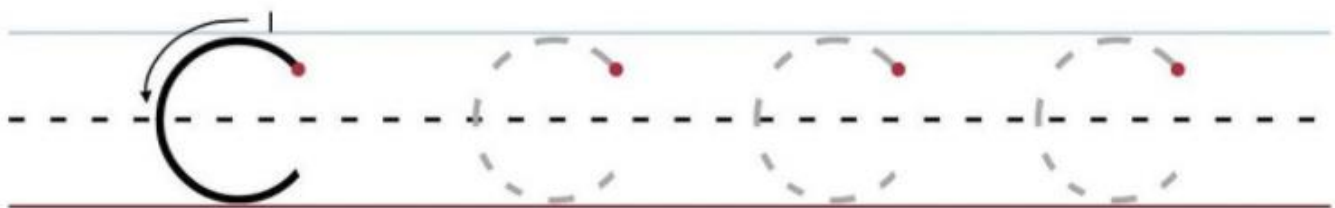

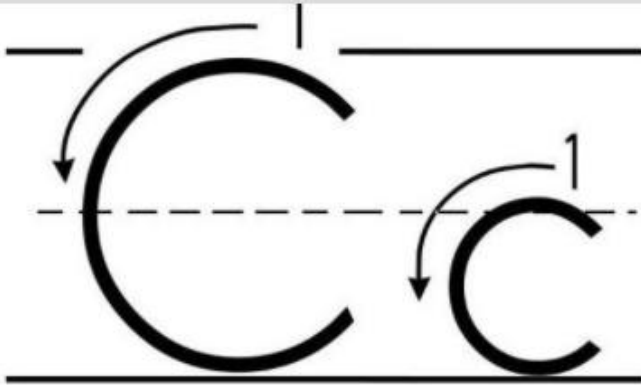
Name _____ Week 3 Day 3 Date: _____

BCCS-B

SUNY Cortland


SUNY Morrisville

Directions: Trace the letter c.





Day # 4



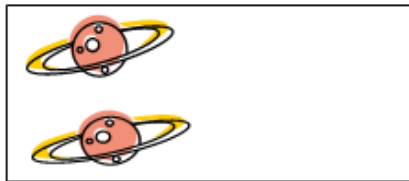
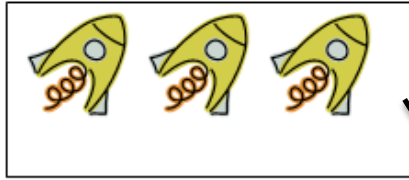
Name _____ Week 3 Day 4 Date: _____

BCCS-B

SUNY Cortland

SUNY Morrisville

Directions: Draw a line between each picture and its number.

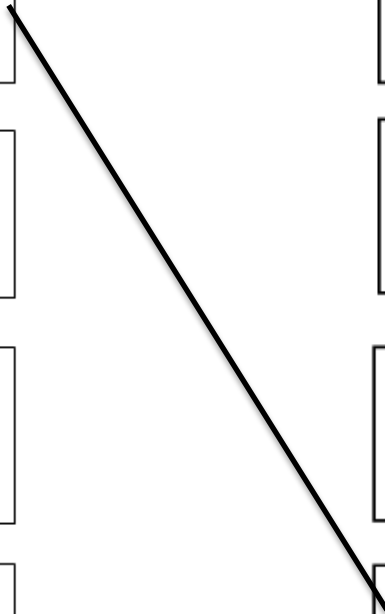


0

1

2

3



Write the numbers in the blanks.

____, 1, 2, 3

0, _____, 2, 3







Name _____ Week 3 Day 4 Date: _____

BCCS-B

SUNY Cortland

SUNY Morrisville

Directions: Draw a line to match the uppercase letter to its lowercase.

 Mug	M ○	○	p
 Nest	N ○	○	n
 Owl	O ○	○	q
 Pig	P ○	○	m
 Quail	Q ○	○	r
 Rat	R ○	○	o

A line is drawn from the circle next to the uppercase letter 'M' to the circle next to the lowercase letter 'm'.

Name _____ Week 3 Day 4 Date: _____

BCCS-B

SUNY Cortland

SUNY Morrisville

Directions: Trace and write the spelling words.

Spelling words

pot

pot

mop

mop

rot

rot

pot

pot

mop


mop

rot

rot



Day # 5



Name _____ Week 3 Day 5 Date: _____

BCCS-B










SUNY Cortland

SUNY Morrisville

Directions: Trace and write the number 2.



Trace the number

Name _____ Week 3 Day 5 Date: _____

BCCS-B

SUNY Cortland

SUNY Morrisville

Directions: Circle the matching lowercase letter in each row.

A	k	h	q	w	a	n
B	w	v	b	y	o	r
C	a	c	g	t	z	e
D	n	k	o	d	i	j
E	v	b	r	m	s	e
F	h	a	c	e	f	s
G	g	y	z	i	m	j
H	q	n	o	h	t	f

Name _____ Week 3 Day 5 Date: _____

BCCS-B

SUNY Cortland

SUNY Morrisville

Directions: Practice spelling words by writing them in the colors of the rainbow.

mop

pot

rot

mop

pot

rot



Name _____

4

Kindergarten Homework Remote Learning Packet

Week 4



Dear Educator,

My signature is proof that I have reviewed my scholar's work and supported him to the best of my ability to complete all assignments.


(Parent Signature)


(Date)

Parents please note that all academic are also available on our website at www.brighterchoice.org under the heading "Remote Learning." All academic packet assignments are mandatory and must be completed by all scholars.




Day # 1




Draw  (two) things you see in your kitchen.

How many?

Draw  (one) of your friends.

How many?

Draw  (three) things you like to play.

How many?

How many pet monkeys  do you have? _____

Write the missing numbers:

3, 2, _____, _____




0, _____, _____, 3

Directions: Draw a line match the uppercase to the lowercase letters.

The image contains several pairs of letters and illustrations for a matching exercise. A dashed line connects the uppercase letter 'A' (with an apple illustration) to the lowercase letter 'a' (with an ant illustration). Other pairs include: uppercase 'P' (with a penguin illustration) and lowercase 'p' (with a pebble illustration); uppercase 'T' (with a turtle illustration) and lowercase 't' (with a top hat illustration); uppercase 'S' (with a spider illustration) and lowercase 's' (with a star illustration); and uppercase 'I' (with an igloo illustration) and lowercase 'i' (with an ice cream cone illustration).


Directions: Color the word like. Trace and write the word like.

Like

<p>Color the word.</p> 	<p>Trace the word.</p> 
<p>Read the word.</p> <p>I like you.</p>	<p>Cut and paste the word.</p> 
<p>Write the word.</p> <p>I _____ the cat.</p> <p>I _____ the dog.</p>	



Day # 2





Color the shirts so that 1 is red and 2 are green.

There are _____ shirts. _____ = 1 + _____



Color the balls so that 2 are yellow and 1 is blue.

There are _____ balls. _____ = 2 + _____

Choose two of your favorite types of fruit.

Draw some of each on the plate to show that $3 = 2 + 1$.



_____ fruits = _____ fruits + _____ fruit

_____ = _____ + _____









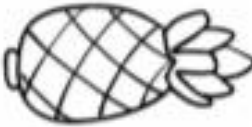



Name _____ Week 4 Day 2 Date: _____

BCCS-B

SUNY Cortland

SUNY Morrisville

Directions: Say each letter and its sound. Trace the letters. Say the name of each picture. Circle the picture whose beginning sound matches the letter on each row.

B	B		
A	A		
C	C		
A	A		
C	C		
B	B		

Name _____ Week 4 Day 2 Date: _____

BCCS-B

SUNY Cortland

SUNY Morrisville

Directions: Trace the word **me**.

me

me

me


me

me

me



Day # 3



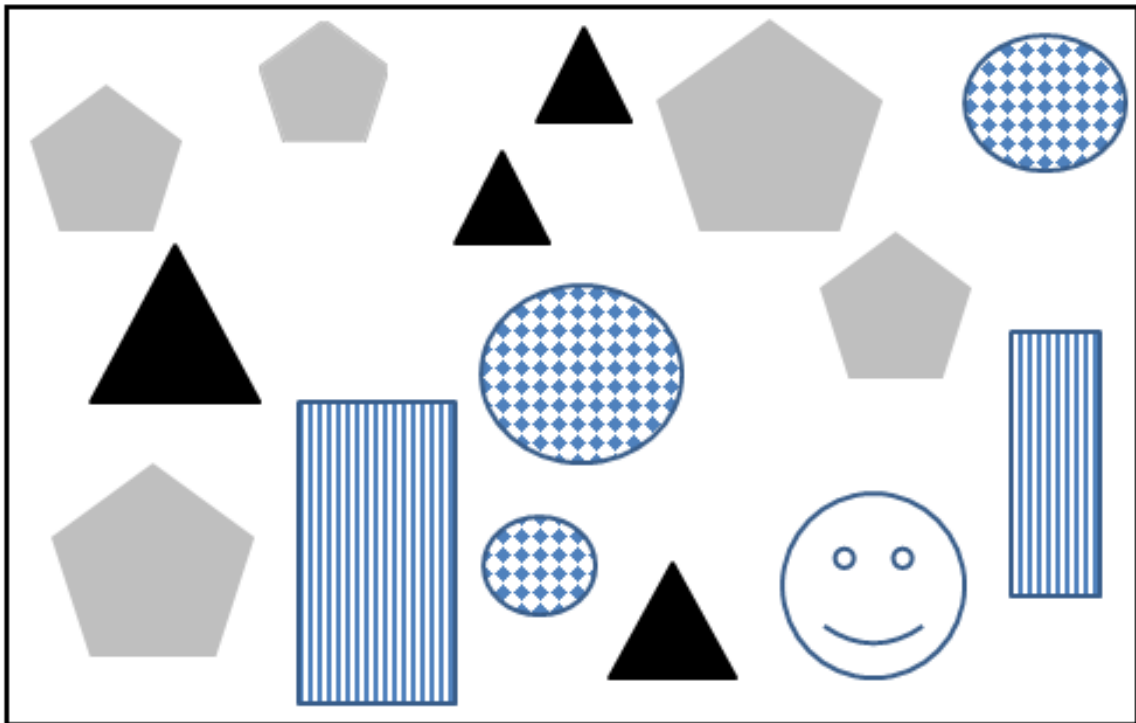
Name _____ Week 4 Day 3 Date: _____






BCCS-B

SUNY Cortland

SUNY Morrisville

Directions: Count the shapes and write the numbers. Mark each shape as you count.



How many?  _____  _____  _____
 _____  _____  _____

Write the missing numbers:

0, 1, _____, 3, _____, _____

_____, _____, 3, 2, 1, _____

Directions: Say the letter at the beginning of each row and trace the letters. Circle the picture that begins with the sound of the letter in each row.

f				
d				
h				
j				
i				

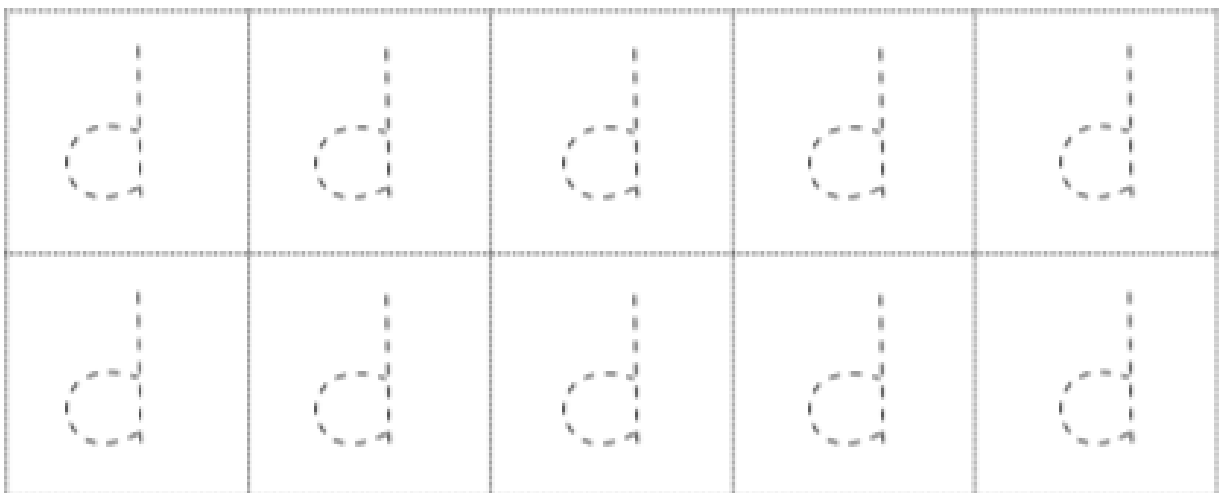
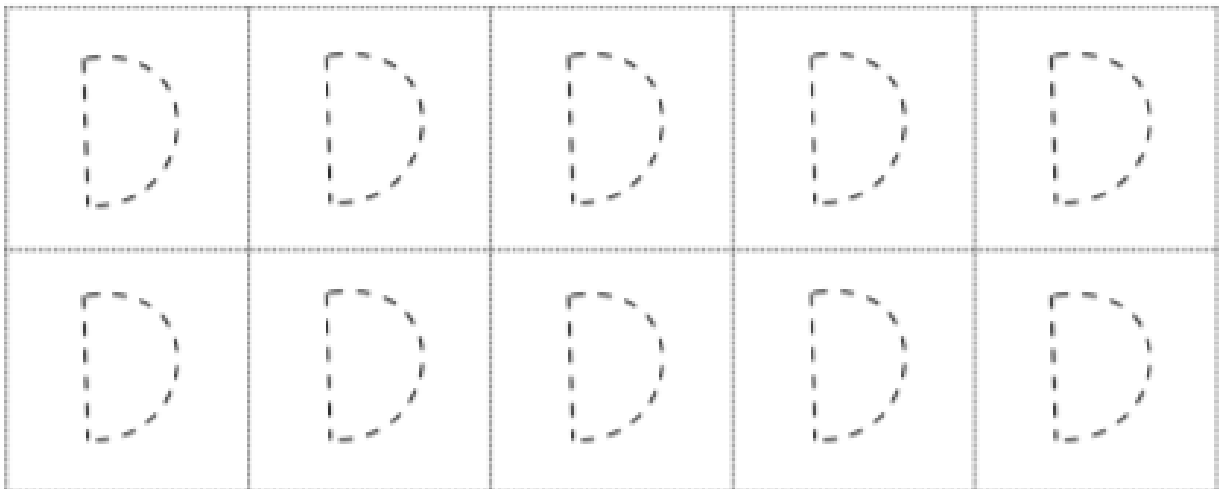

Name _____ Week 4 Day 3 Date: _____

BCCS-B

SUNY Cortland


SUNY Morrisville

Directions: Trace the letter D.





Day # 4



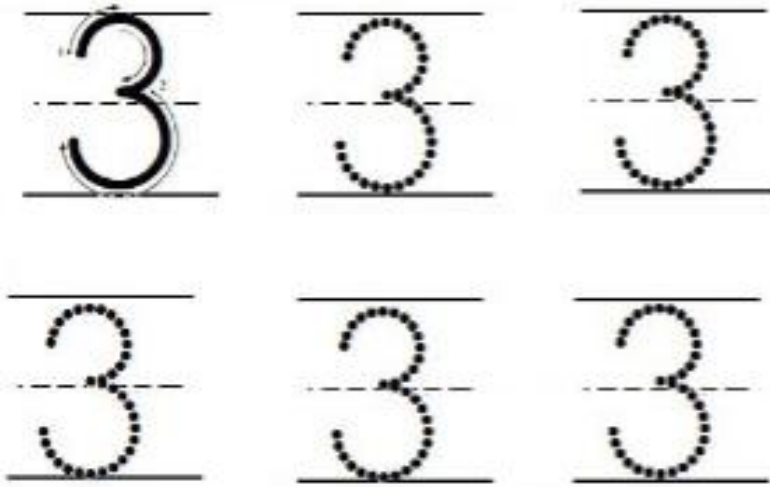
Name _____ Week 4 Day 4 Date: _____

BCCS-B

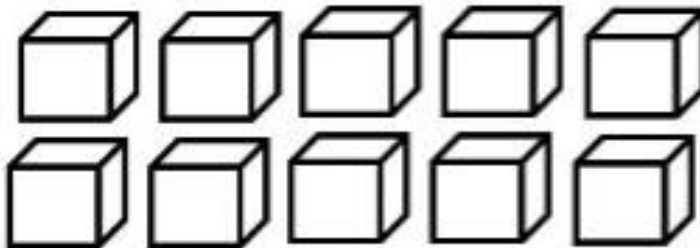
SUNY Cortland

SUNY Morrisville



Directions: Trace and write the number 3.



Color 3:



Color 3:




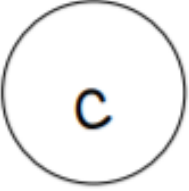




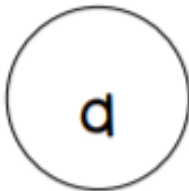
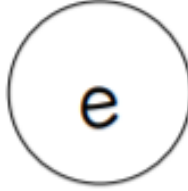


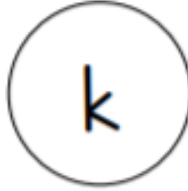

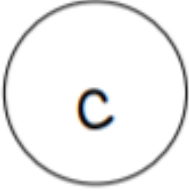
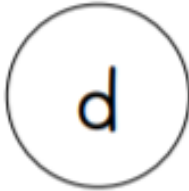
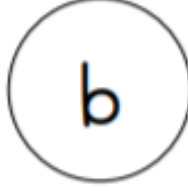

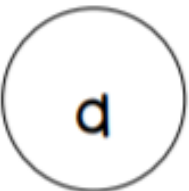

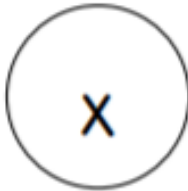
Name _____ Week 4 Day 4 Date: _____

BCCS-B

SUNY Cortland

SUNY Morrisville

Directions: Color in the bubble with the matching beginning sound.

Name _____ Week 4 Day 4 Date: _____

BCCS-B

SUNY Cortland

SUNY Morrisville

Directions: Trace and write the spelling words.

