

Kindergarten Math Remote Learning Packet

Week 5



Dear Educator,

My signature is proof that I have reviewed my scholar's work and supported him to the best of my ability to complete all assignments.


(Parent Signature)

(Date)

Parents please note that all academic are also available on our website at www.brighterchoice.org under the heading "Remote Learning." All academic packet assignments are mandatory and must be completed by all scholars.



Day # 1







Name _____ Week 5 Day 1 Date: _____

BCCS-B

SUNY Cortland SUNY Morrisville

Module 1 Lesson 16 Problem Set

Directions: In each picture, color some squares red and some blue. Do it a different way each time.

 How many squares? _____	 How many squares? _____
 How many squares? _____	 How many squares? _____

Draw more circles to make 4.

OOO	OO	O
-----	----	---

Draw more X's to make 5.

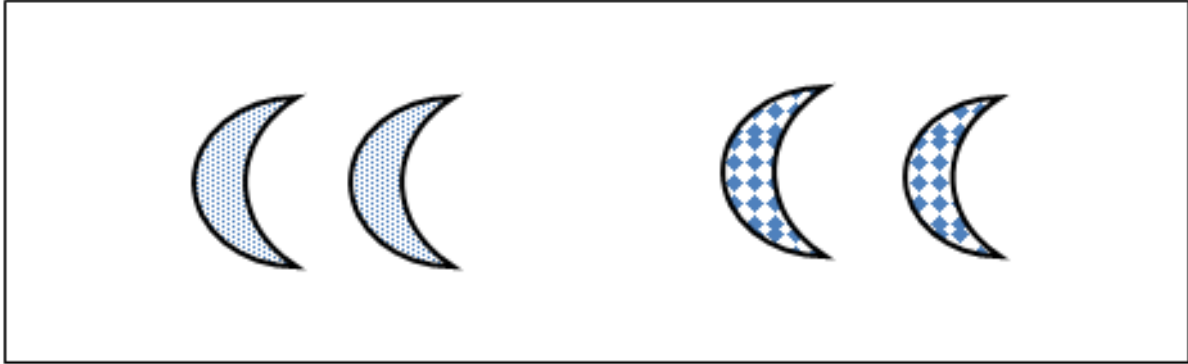
XXXXX	XXX	XX	X
-------	-----	----	---



Name _____ Week 5 Day 1 Date: _____

BCCS-B


SUNY Cortland SUNY Morrisville



Module 1 Lesson 16 Exit Ticket



How many  ? _____ How many  ? _____

How many altogether? _____




How many  ? _____ How many  ? _____

How many altogether? _____



Day # 2



Module 1 Lesson 17 Problem Set

Directions: Draw 1 more. Then, count the objects and write the number in the box. Use the code to color when you are finished.

3 blue 4 red 5 yellow 6 green

Draw 1 more cloud.



How many?

Draw 1 more face.



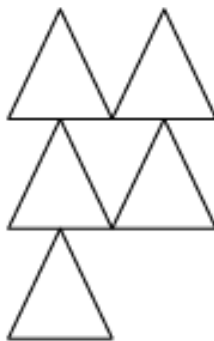
How many?

Draw 1 more heart.



How many?

Draw 1 more.
Then, circle the number.



4 5 6

Draw 6 fingers.

Draw 6 beads.

Name _____ Week 5 Day 2 Date: _____

BCCS-B


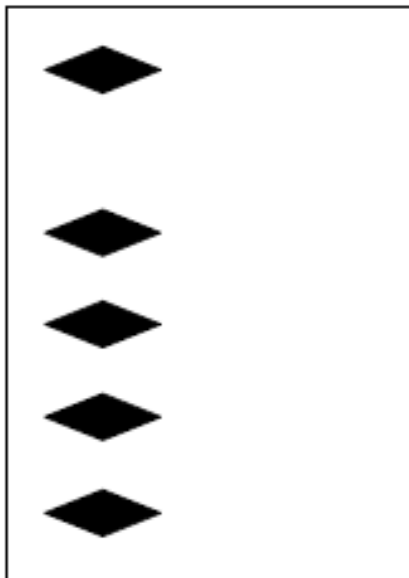

SUNY Cortland SUNY Morrisville

Module 1 Lesson 17 Exit Ticket

Directions: Fill in the missing numbers on the cards.




Count. Write how many in the box.





Day # 3



Name _____ Week 5 Day 3 Date: _____

BCCS-B

SUNY Cortland SUNY Morrisville

Module 1 Week 18 Practice Sheet

Directions: Trace the number 6 and then write the number 6.





Module 1 Lesson 18 Problem Set


Color 6 beans.




Color 6 beans.



Color 6 beans.



Color 6 beans.



Count the dots in each box. Write the number in the box.

●	●●	●●●	●●●●	●●●●●	●●●●●● ●
---	----	-----	------	-------	-------------

Name _____ Week 5 Day 3 Date: _____


BCCS-B

SUNY Cortland SUNY Morrisville

Module 1 Lesson 18 Exit Ticket

Directions: Draw six beads on this magic necklace.

Draw 6 beads on this magic necklace.



Fill in the missing numbers.

_____, 2, _____, _____, 5, _____

Kindergarten Math Remote Learning Packet

Week 6



Dear Educator,

My signature is proof that I have reviewed my scholar's work and supported him to the best of my ability to complete all assignments.


(Parent Signature)

(Date)

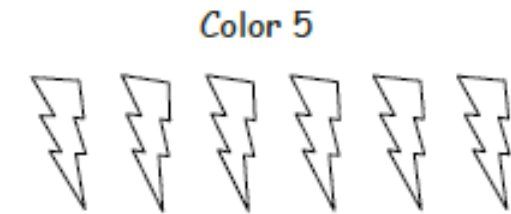
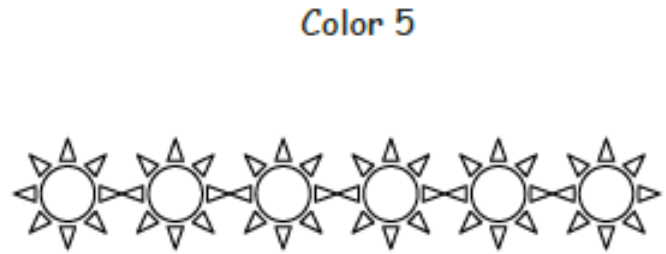
Parents please note that all academic are also available on our website at www.brighterchoice.org under the heading "Remote Learning." All academic packet assignments are mandatory and must be completed by all scholars.




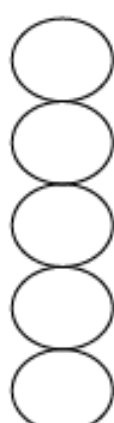
Day # 1





Module 1 Lesson 19 Problem Set



Color 5. Draw 2 circles to the right. Write the total.



Color 5. Draw 2 circles below. Write the total.



Name _____ Week 6 Day 1 Date: _____

BCCS-B

SUNY Cortland SUNY Morrisville

Module 1 Lesson 19 Exit Ticket

Color 5 squares on the 5-group card. Then, color 2 squares on the other 5-group card.



Count how many squares you colored.


Write the numeral in the box.



Answer my riddle. 7 is 5 and _____ more.



Day # 2



Name _____ Week 6 Day 2 Date: _____

BCCS-B

SUNY Cortland SUNY Morrisville

Module 1 Lesson 20 Practice Sheet

Directions: Trace the number 7 and then write the number 7.

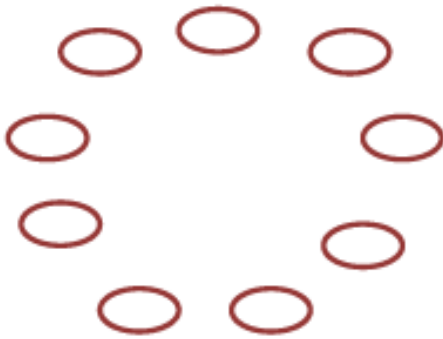


Module 1 Lesson 20 Problem Set

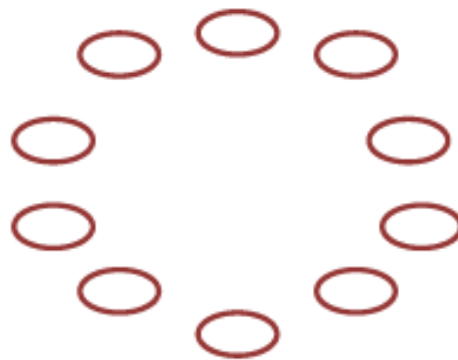
Color 7 beans. Draw a line to connect the dots you colored.



Color 7 beans.



Color 7 beans.



Count the dots in each box. Write the number in the box.

--	--	--	--	--	--


Name _____ Week 6 Day 2 Date: _____

BCCS-B


SUNY Cortland SUNY Morrisville

Module 1 Lesson 20 Exit Ticket

Make a necklace. Draw 7 beads around the circle.




Color 7  **hearts.**



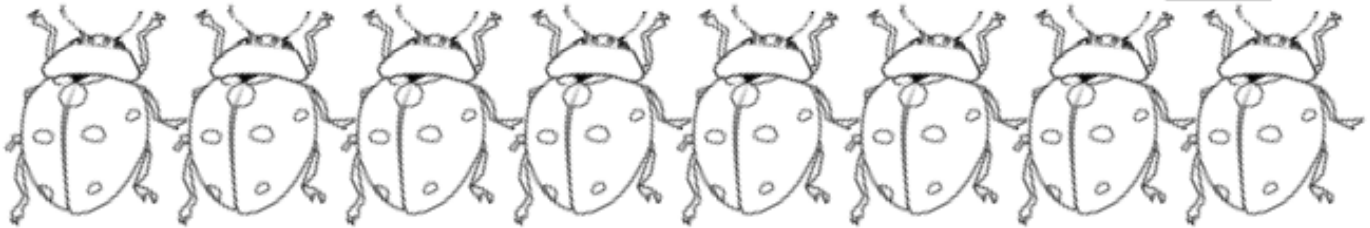


Day # 3

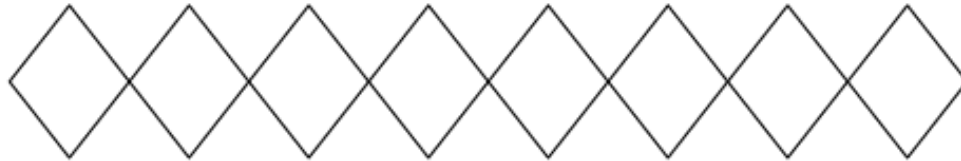


Module 1 Lesson 21 Problem Set

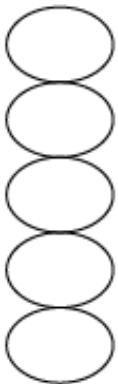
Color 5 ladybugs. Color the remaining ladybugs a different color.
Count all the ladybugs, and write how many.



Color 5 diamonds. Color the remaining diamonds a different color.
Count all the diamonds, and write how many.



Color 5 circles. Then, draw 3 circles to the right. Count all the circles.
Write how many in the box.




Color 5 circles. Then, draw 3 circles below. Count all the circles. Write
how many in the box.

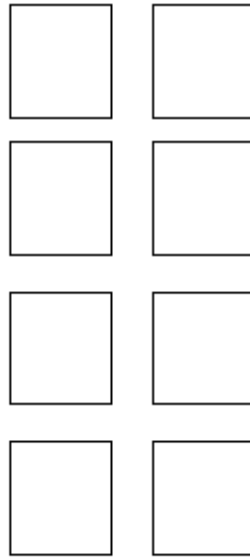


Module 1 Lesson 21 Problem Set

Color 4 ladybugs. Count all the ladybugs, and write how many in the box.



Color 4 rectangles. Count all the rectangles, and write how many in the box.

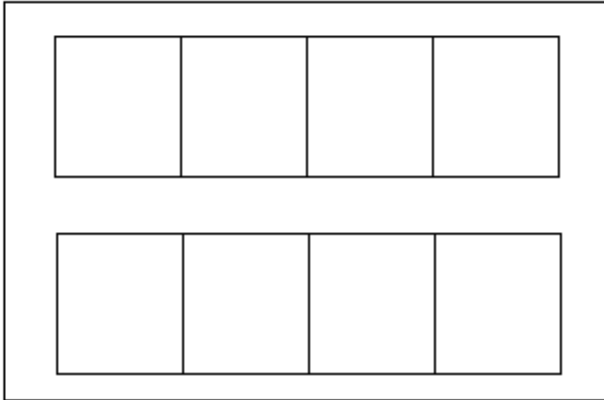


Color 5. Then, draw 3 circles to finish the row. Color the bottom 3 circles you drew a different color. Write the total in the box.




Module 1 Lesson 21 Exit Ticket

Color 4 squares red and 4 squares blue. Count all the squares. Write how many in the box.




Color 6 squares red and 2 squares blue. Write the number of squares in the box.





Day # 4





Name _____ Week 6 Day 4 Date: _____

BCCS-B

SUNY Cortland SUNY Morrisville

Module 1 Lesson 22 Practice Sheet

Directions: Trace the number 8 and then write the number 8.





Color 8 happy faces.

Circle a different group of 8 happy faces.

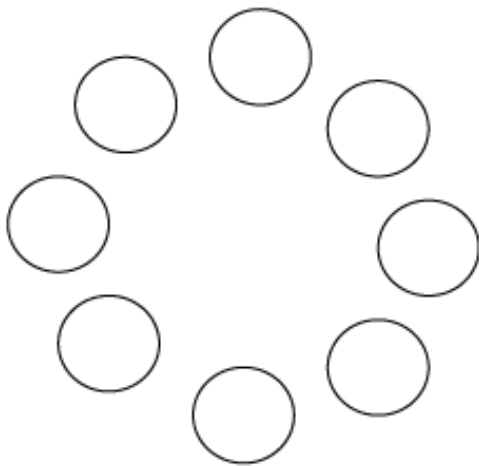


Module 1 Lesson 22 Problem Set

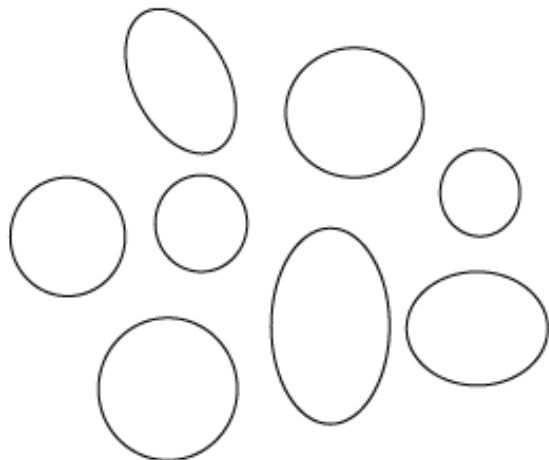
Draw a counting path with a line to show the order in which you counted.
Write the total number in the box. Circle a group of 5 in each set.

		
---	--	--

Number the circles from 1 to 8.
Color 8 circles.

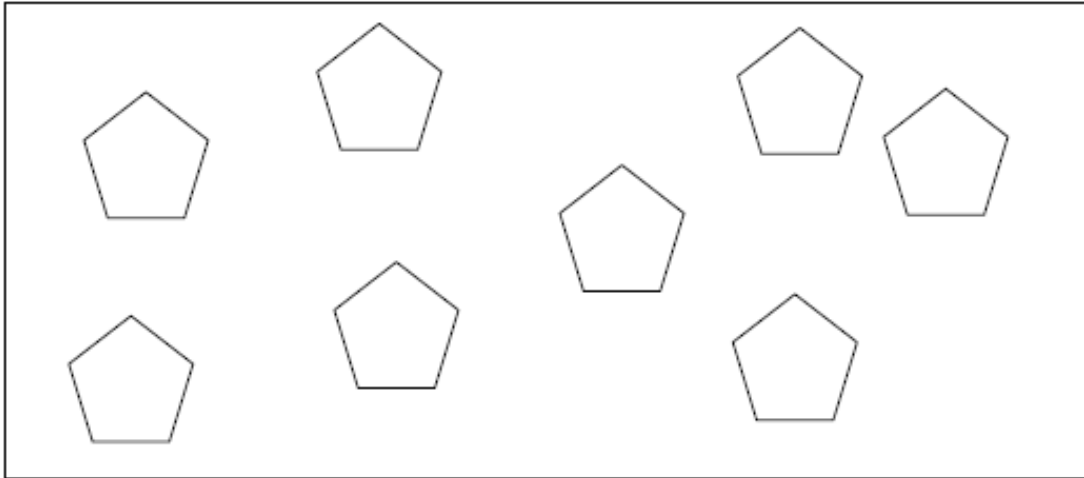


Number the shapes from 1 to 8.



Module 1 Lesson 22 Exit Ticket

Count. Write the number in the box.
Draw a line to show your counting path.



Color 8.

Draw a line to show your counting path.

