


Name \_\_\_\_\_

# 4<sup>th</sup> Grade Writing Remote Learning Packet

## Week 9



Dear Educator,

My signature is proof that I have reviewed my scholar's work and supported him to the best of my ability to complete all assignments.


\_\_\_\_\_  
(Parent Signature)

\_\_\_\_\_  
(Date)

Parents please note that all academic packets are also available on our website at [www.brighterchoice.org](http://www.brighterchoice.org) under the heading "Remote Learning." All academic packet assignments are mandatory and must be completed by all scholars.



**Day # 1**



### **Detail Transitional Phrases (sentences 2 & 3)**

I know this because the text states, “..... .”

I know this because

Also,

In addition,

For example,

### **Conclusion Transitional Phrases (sentence 4)**

In conclusion,

This proves

This shows

Name: \_\_\_\_\_

Week 9 Day 1 Date: \_\_\_\_\_

BCCS-B

Hampton Howard Morehouse

### **Week 9 Day 1 Writing Activity**

**Using the space below, write a short response regarding the unknown word or phrases provided in the text we just read about. Remember to Restate/Answer, provide 2 details, and a conclusion sentence.**

---

---

---

---

---

---

---

---


---

---

---



# Day # 2



**Detail Transitional Phrases (sentences 2 & 3)**

I know this because the text states, “..... .”

I know this because

Also,

In addition,

For example,

**Conclusion Transitional Phrases (sentence 4)**

In conclusion,

This proves

This shows

Name: \_\_\_\_\_

Week 9 Day 2 Date: \_\_\_\_\_

BCCS-B

Hampton Howard Morehouse

### **Week 9 Day 2 Writing Activity**

**Using the space below, write a short response regarding the unknown word or phrases provided in the text we just read about. Remember to Restate/Answer, provide 2 details, and a conclusion sentence.**

---

---

---

---

---

---

---


---

---


---

---

---



**Day # 3**





### **Detail Transitional Phrases (sentences 2 & 3)**

I know this because the text states, “..... .”

I know this because

Also,

In addition,

For example,

### **Conclusion Transitional Phrases (sentence 4)**

In conclusion,

This proves

This shows

Name: \_\_\_\_\_

Week 9 Day 3 Date: \_\_\_\_\_

BCCS-B

Hampton Howard Morehouse

### **Week 9 Day 3 Writing Activity**

**Using the space below, write a short response regarding the unknown word or phrases provided in the text we just read about. Remember to Restate/Answer, provide 2 details, and a conclusion sentence.**

---

---

---

---

---

---

---

---


---

---

---



**Day # 4**



### **Detail Transitional Phrases (sentences 2 & 3)**

I know this because the text states, “..... .”

I know this because

Also,

In addition,

For example,

### **Conclusion Transitional Phrases (sentence 4)**

In conclusion,

This proves

This shows

Name: \_\_\_\_\_

Week 9 Day 4 Date: \_\_\_\_\_

BCCS-B

Hampton Howard Morehouse

### **Week 9 Day 4 Writing Activity**

**Using the space below, write a short response regarding the unknown word or phrases provided in the text we just read about. Remember to Restate/Answer, provide 2 details, and a conclusion sentence.**

---

---

---

---

---

---


---

---

---

---


---



Name \_\_\_\_\_

# 4<sup>th</sup> Grade Grammar Remote Learning Packet

## Week 10



---


Dear Educator,

My signature is proof that I have reviewed my scholar's work and supported him to the best of my ability to complete all assignments.


\_\_\_\_\_  
(Parent Signature)

\_\_\_\_\_  
(Date)

Parents please note that all academic packets are also available on our website at [www.brighterchoice.org](http://www.brighterchoice.org) under the heading "Remote Learning." All academic packet assignments are mandatory and must be completed by all scholars.



**Day # 1**



Name: \_\_\_\_\_

Week 10 Day 1 Date: \_\_\_\_\_

BCCS-B

Hampton Howard Morehouse

## Week 10 Day 1 Grammar Activity

### Types of Sentences


Statements, questions, commands, and exclamations are different kinds of sentences.

Kind of Sentence	Punctuation used	Example
<b>Declarative</b> - makes a statement.	Period .	Mark makes his lunch every day.
<b>Interrogative</b> - asks a question	Question mark ?	What does he usually eat?
<b>Imperative</b> - gives a command.	Period or exclamation mark . or !	Clean off the counter.
<b>Exclamatory</b> - shows strong feeling.	Exclamation mark !	Hurry up!


**Directions:** Read each sentence. Determine if it is *declarative, interrogative, imperative, or exclamatory*.

1. Don't forget an apple. \_\_\_\_\_
2. Where is the salt and pepper? \_\_\_\_\_
3. Do you want ham and cheese? \_\_\_\_\_
4. You can add some tomato to that sandwich. \_\_\_\_\_
5. What a great lunch! \_\_\_\_\_
6. Are there any carrots in the refrigerator? \_\_\_\_\_
7. I will wrap this up in foil for you. \_\_\_\_\_
8. Oh, what a mess! \_\_\_\_\_
9. Take a banana today. \_\_\_\_\_
10. Pour some milk into the thermos. \_\_\_\_\_





# Day # 2



Name: \_\_\_\_\_

Week 10 Day 2 Date: \_\_\_\_\_

BCCS-B

Hampton Howard Morehouse

## Week 10 Day 2 Grammar Activity

### Types of Sentences

Statements, questions, commands, and exclamations are different kinds of sentences.

Kind of Sentence	Punctuation used	Example
<b>Declarative</b> - makes a statement.	Period .	This Sunday, we're going on a picnic
<b>Interrogative</b> - asks a question	Question mark ?	Would you like to join us?
<b>Imperative</b> - gives a command.	Period or exclamation mark . or !	Tell us by Saturday.
<b>Exclamatory</b> - shows strong feeling.	Exclamation mark !	Absolutely!

**Directions:** Rewrite each sentence so that it is correct.

1. this is a good spot to put the picnic blanket

\_\_\_\_\_

2. should we eat our lunch now or later

\_\_\_\_\_

3. unpack the picnic basket

\_\_\_\_\_

4. our friends angela and Jessie will be here soon

\_\_\_\_\_

5. that's wonderful

\_\_\_\_\_


6. can we have another picnic next weekend

\_\_\_\_\_



# Day # 3

**Thanksgiving Break**



Name: \_\_\_\_\_

Week 10 Day 3 Date: \_\_\_\_\_

BCCS-B

Hampton Howard Morehouse

## Week 10 Day 3 Thanksgiving Activity

### #1: How to Make a Pie

Directions: Fill in the blanks below. Then using those words, place them into the story on the other side. The words on this page go in order in the story.

1. adjective \_\_\_\_\_
2. plural noun \_\_\_\_\_
3. plural noun \_\_\_\_\_
4. word that ends in -ing \_\_\_\_\_
5. adjective \_\_\_\_\_
6. a type of fruit \_\_\_\_\_
7. adjective \_\_\_\_\_
8. a type of food \_\_\_\_\_
9. a number \_\_\_\_\_
10. a type of food \_\_\_\_\_
11. adjective that ends with -y \_\_\_\_\_
12. something in the kitchen \_\_\_\_\_
13. a number \_\_\_\_\_
14. a number \_\_\_\_\_
15. adverb \_\_\_\_\_
16. a drink \_\_\_\_\_
17. same drink \_\_\_\_\_
18. adjective \_\_\_\_\_
19. common noun \_\_\_\_\_
20. common noun \_\_\_\_\_



# #1 How to Make a Pie

It's really not that hard. First, you'll need a \_\_\_\_\_ workspace. Make  
*adjective*  
sure you have all the \_\_\_\_\_ and \_\_\_\_\_ that you need. It's  
*plural noun* *plural noun*  
always nice to listen to \_\_\_\_\_ music. That can help you stay  
*word that ends in -ing*  
\_\_\_\_\_  
*adjective*

Next, you will need to cut the \_\_\_\_\_ into tiny pieces. Throw that  
*a type of fruit*  
into a bowl and stir in some \_\_\_\_\_ . You will then  
*adjective* *a type of food*  
need to melt \_\_\_\_\_ tablespoons of \_\_\_\_\_ in the microwave.  
*a number* *a type of food*

Mix all of this together until it looks \_\_\_\_\_ . Now you need to let  
*adjective that ends with y*  
the pie chill in the \_\_\_\_\_ for \_\_\_\_\_ hours.  
*something in the kitchen* *a number*

While you are waiting for the pie to chill, set the oven temperature to  
\_\_\_\_\_ degrees. Once the pie has chilled, place it in the oven very  
*a number*  
\_\_\_\_\_  
*adverb*

While the pie is baking, you can make the whipped \_\_\_\_\_. Be sure  
*a drink*  
to whip the \_\_\_\_\_ until it is very \_\_\_\_\_.  
*some drink* *adjective*


Once the pie is baked, cool it on the \_\_\_\_\_. As soon as it has  
*common noun*  
cooled, serve the pie on a pretty \_\_\_\_\_. I hope you enjoy it!  
*common noun*





# Day # 4

**Thanksgiving Break**



Name: \_\_\_\_\_

Week 10 Day 4 Date: \_\_\_\_\_

BCCS-B


Hampton Howard Morehouse

## Week 10 Day 4 Thanksgiving Activity

### #4: Pumpkin Pie Delight!

Directions: Fill in the blanks below. Then using those words, place them into the story on the other side. The words on this page go in order in the story. Have fun reading your funny story!

1. girl's name that starts with T \_\_\_\_\_
2. adverb \_\_\_\_\_
3. verb \_\_\_\_\_
4. adjective \_\_\_\_\_
5. same T name \_\_\_\_\_
6. a type of tree \_\_\_\_\_
7. a good dog name \_\_\_\_\_
8. a good cat name \_\_\_\_\_
9. same T name \_\_\_\_\_
10. a spice \_\_\_\_\_
11. a vegetable \_\_\_\_\_
12. a pizza topping \_\_\_\_\_
13. same T name \_\_\_\_\_
14. a number \_\_\_\_\_
15. adjective \_\_\_\_\_
16. a number \_\_\_\_\_
17. same T name \_\_\_\_\_
18. famous superhero \_\_\_\_\_
19. something in a kitchen \_\_\_\_\_



## #4: Pumpkin Pie Delight

\_\_\_\_\_ the Turkey was \_\_\_\_\_ down the street.  
girl's name that starts  
a with T adverb verb

Suddenly out of the corner of her eye she spotted a \_\_\_\_\_  
adjective

pumpkin!

\_\_\_\_\_ loved pumpkin pie, so she started to roll the pumpkin back to  
same T name

her house on \_\_\_\_\_ street. Once she got home, she asked her  
a type of tree

cousins, \_\_\_\_\_ and \_\_\_\_\_ to help her put the pumpkin in the  
a good dog name a good cat name

kitchen.

\_\_\_\_\_ made her pumpkin pie a little differently. She liked to add  
same "T" name

\_\_\_\_\_, \_\_\_\_\_, and \_\_\_\_\_ to provide some unique  
a spice a vegetable a pizza topping

flavors. \_\_\_\_\_ finished up the pie and set the oven to \_\_\_\_\_  
same "T" name any number

degrees. She placed the \_\_\_\_\_ pie in the oven to bake for  
adjective

\_\_\_\_\_ minutes.  
any number

\_\_\_\_\_ the turkey decided to invite her friend \_\_\_\_\_ over to  
same "T" name famous superhero

have some pie. They both enjoyed the pie so much they even licked the

\_\_\_\_\_ clean!  
something you find in  
the kitchen

