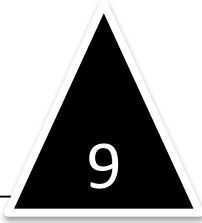




Name \_\_\_\_\_



# Kindergarten ELA Remote Learning Packet

## Week 9



---

Dear Educator,

My signature is proof that I have reviewed my scholar's work and supported him to the best of my ability to complete all assignments.


\_\_\_\_\_  
(Parent Signature)

\_\_\_\_\_  
(Date)

Parents please note that all academic packets are also available on our website at [www.brighterchoice.org](http://www.brighterchoice.org) under the heading "Remote Learning." All academic packet assignments are mandatory and must be completed by all scholars.



**Day # 1**



Name \_\_\_\_\_ Week 9 Day 1 Date \_\_\_\_\_


BCCS-B

SUNY Cortland

SUNY Morrisville


Columbus and the Pilgrims Week 1 Day 1

**Directions:** Circle the pictures that show today's time period.





**Day # 2**





Name \_\_\_\_\_ Week 9 Day 2 Date \_\_\_\_\_


BCCS-B

SUNY Cortland

SUNY Morrisville


### Columbus and the Pilgrims Week 1 Day 2

**Directions:** Circle the pictures that show that the story “Ferdinand and Isabella” were from a long time ago.





**Day # 3**




Columbus and the Pilgrims Week 1 Day 3 Exit Ticket



**Directions:** Circle the illustrations that show what slowed down Columbus' ship.



Help from the King and Queen.



No wind to move the ships.



There were lots spices.



The crew was sick.



The crew was afraid.



The ships were caught in seaweed.




The crew didn't feel safe.



There was lots of gold.



**Day # 4**





Name \_\_\_\_\_ Week 9 Day 4 Date \_\_\_\_\_

BCCS-B

SUNY Cortland

SUNY Morrisville

Columbus and the Pilgrims Week 1 Day 4 Exit Ticket

**Directions:** Circle the picture that shows how the pilgrims felt when Samoset came out of the woods.



Fascinated



Angry




Happy



Sad




**Day # 5**



Columbus and the Pilgrims Week 1 Assessment

**Part 1 Directions:** Circle the picture that matches the vocabulary word.


1.) Spices



2.) Treasure



**Part 2**Directions: Circle the illustrations that represent what slowed down Columbus's ship.



No wind to move the ships.



The ships were caught in seaweed.




They wanted to find gold.



They wanted to find spices



Name \_\_\_\_\_



# Kindergarten ELA Remote Learning Packet

## Week 10



Dear Educator,

My signature is proof that I have reviewed my scholar's work and supported him to the best of my ability to complete all assignments.

\_\_\_\_\_  
(Parent Signature)

\_\_\_\_\_  
(Date)

Parents please note that all academic packets are also available on our website at [www.brighterchoice.org](http://www.brighterchoice.org) under the heading "Remote Learning." All academic packet assignments are mandatory and must be completed by all scholars.



1



Name \_\_\_\_\_ Week 10 Day 1 Date \_\_\_\_\_

BCCS-B

SUNY Cortland

SUNY Morrisville

Columbus and the Pilgrims Week 2 Day 1 Exit Ticket

**Directions:** Circle the pictures that show how people celebrate Thanksgiving.



Have a feast with family.



Watch the parade.



Go to school.



Go to work.


Directions: Finish the sentence below.

I celebrate Thanksgiving by \_\_\_\_\_

\_\_\_\_\_.



**Day # 2**




Columbus and the Pilgrims week 2 day 2 exit ticket

**Directions:** Circle the picture that answers the following question.

Why did the pilgrims eat turkey and corn on Thanksgiving Day?



The Wampanoag shared their food.



The Pilgrims sailing a boat



The Wampanoag helped the pilgrims plant corn.



Pilgrims discovered America