

Kindergarten Guided Reading Packet



Trimester 1

November 16th, 2020 – November 20th, 2020

Name: _____

Spelling words for the week

love

not

mom

Name: _____

Pre-K/Kindergarten
Letter templates




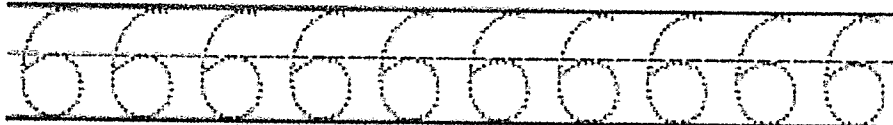
Pumpkin pie ABCs

Directions: These pies are missing some letters. Fill them in!

A	B		D		
F		H		J	
	L		N		
P		R		T	
U		W		Y	Z

name:

TRACE THE NUMBERS



©2017 DORIS H. HARRIS

Color by Dots 8-11

Name _____

Color using the code. If a space has no dots, choose your own color.




8



9










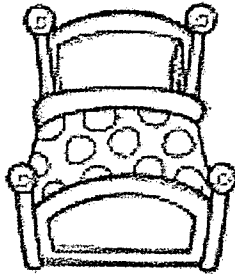

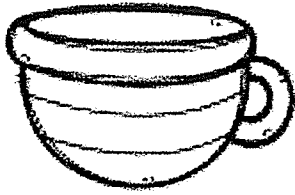
10




Name _____

BEGINNING SOUNDS

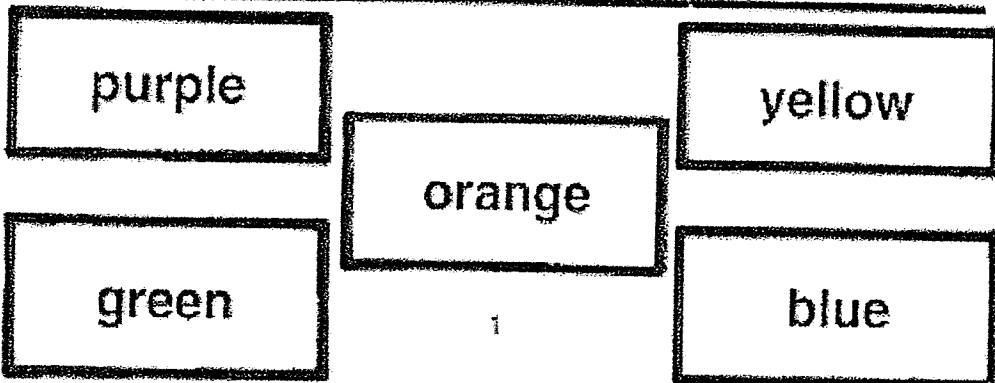
I can cut the picture and glue it to the picture with the same beginning sound.



Color, cut and paste. Match the colors.



✂️ ✪ ©2000 Delia P. & M. CD-0027

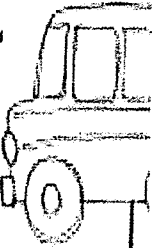


Name: _____


Cakes	love	mom	not
Red	love	mom	not
Orange	love	mom	not
Yellow	love	mom	not
Green	love	mom	not
Blue	love	mom	not
Purple	love	mom	not
Pink	love	mom	not

Name: _____

Alphabet Practice




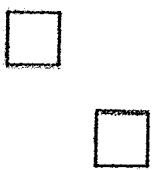


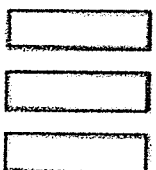









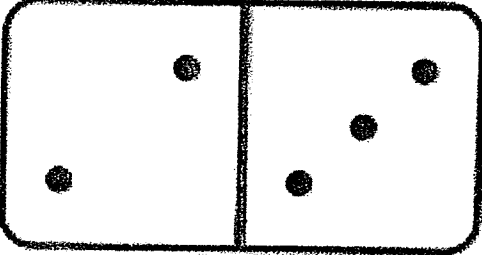
Help the bus get to school by writing all the letters in the alphabet.















Name: _____

Math






<p>Trace the rectangle.</p> 	<p>Circle the set that has the most.</p> <table border="1"><tr><td data-bbox="828 577 1071 829"></td><td data-bbox="1079 577 1315 829"></td></tr><tr><td data-bbox="828 829 1071 1081"></td><td data-bbox="1079 829 1315 1081"></td></tr></table>				
					
					
<p>How many suns?</p>  <p>_____</p>	<p>How many dots?</p>  <p>_____</p>				

Name: _____

What's for Lunch?

		glue here
		glue here
		glue here
		glue here
		glue here

Directions
Cut out the numbers, then glue them in the squares to show the number that comes next.

1 2 3 4 5 6 7 8 9 10

© 2010 by The Printables Purposes

Name _____

Color the picture that starts with each letter.



love

Name: _____

Trace it: love love love

Write it:

--	--	--

--	--	--


--	--	--

Color the pictures inside of the letter that have the same beginning sound.

o e l v

Glue it:

--	--	--	--



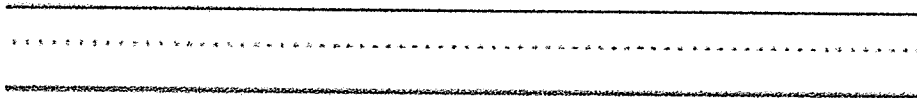
Find and shade 'not'

a	m	t
e	n	o
u	k	w

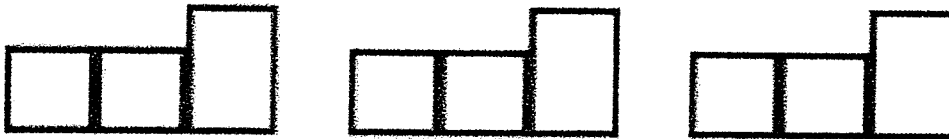
Trace.



Copy.




Write.




Underline the sight word: 'not'

1. He will not go to the party.
2. The pig did not eat any food.



www.worksheetfun.com




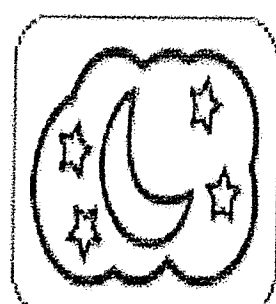






www.worksheetfun.com

Name: _____


Cover the Sound

Directions: Say the name of each picture.
Record the letter to show the beginning sound.



AUTUMN NUMBERS

Trace Numbers, Color Using Key.



Key:

5 - Brown

6 - Yellow

Name: _____



I ♥
my
mom

Trace the word and read the word out loud.

mom mom mom mom

mom mom mom mom

Write the word and read the word out loud.

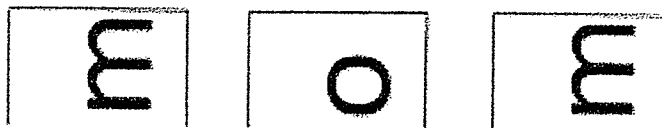
Cut out the letters at the bottom of the page and paste them in the right squares to complete the sentence:


I love my

--	--	--

 .

Write a sentence using your new sight word and read it out loud.





Trace the sight word.

not not

Write the sight word.

Find and underline the sight word.

can	not	you
there	that	not
not	am	and

Color the sight word.

not not

Fill in the missing letters.


n o

n t

Read the sentence and underline the sight word.

I did not catch that little spider.

Cut out the letters below to make the sight word.



o t n


Name: _____

Tracing the letter, then tracing the sentence.

Writing

c c c

c c c



That cow has a
cupcake.

The worksheet is enclosed in a decorative border of small circles. The word 'Writing' is written in a decorative box in the top right corner. The tracing area consists of two rows of three dashed letters each, followed by a row of three dashed letters. Below the tracing is a line drawing of a cow with a cupcake on its face. At the bottom, the sentence 'That cow has a cupcake.' is written in dashed letters for tracing.

Thanksgiving counting sheet


How many images can you see in each row? Count the images and circle the correct number below in each row.



6 4 5 2 3




2 3 7 5 1



7 9 3 6 5



1 4 8 7 2



10 8 5 4 0


Kidszone Preschool Education

Name:

Lovna Papp © 2014





Trace the letters, then cut and paste the pictures on the correct beginning sound.

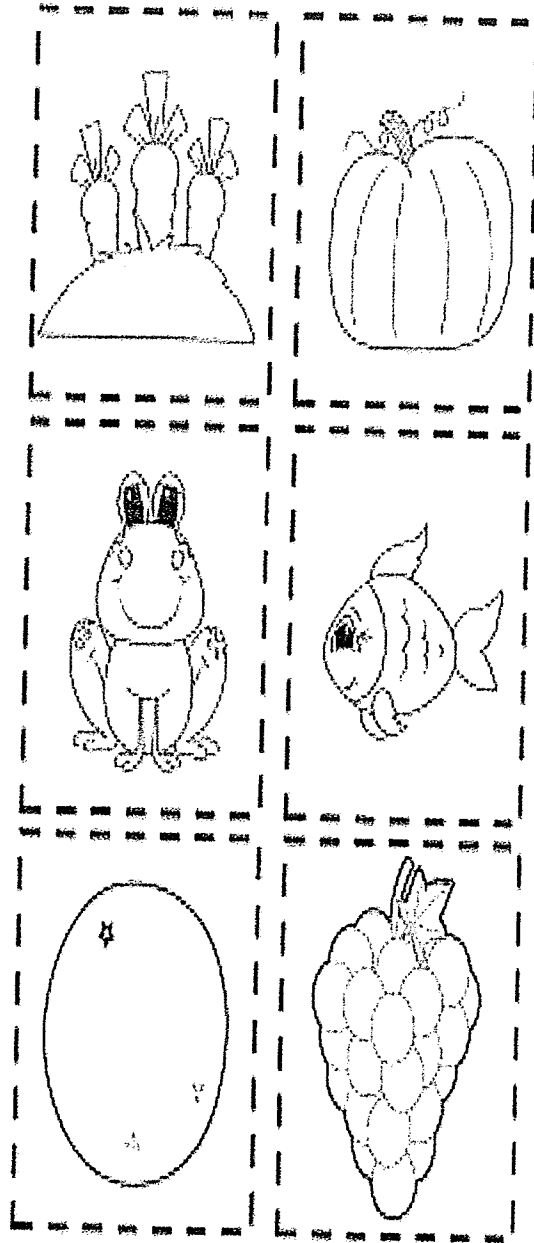




Name _____

Color the color word. Glue the pictures.



Orange






Name: _____

Trace it:



Write it:



Color it:

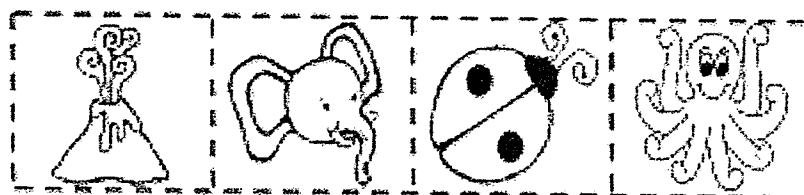
love love

Find it:

go	love	make	it	love	for
love	the	love	look	where	my
me	you	love	can	and	love

Match the picture to the letter with the same beginning sound:

l	o	v	e




Name: _____

1 Color the sight word not



not not

2 Trace & Write the sight word not



not not not

3 Color the boxes with the sight word not

not	not	like	not	be	like
to	not	not	like	not	not
be	not	be	to	not	to

4 Cut & Paste the letters into the boxes to make the sight word not

			o	t	n
--	--	--	---	---	---


© 2010 Linda Ward Beech, Scholastic Teaching Resources

Name: _____

Fish Eyes

Color By Number



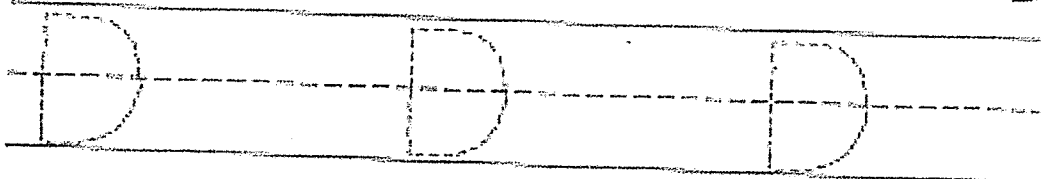
- 1 = Orange 2 = Brown 3 = Pink
4 = Yellow 5 = Purple 6 = Black
7 = Blue 8 = Green 9 = Red



Name: _____

Writing


Trace the letter, then trace the sentence.



The duck helped
the detective.

www.worksheetfun.com

Count and Trace



www.worksheetfun.com



Name _____ Date _____

How many?



How many?




Are there more  or  ? Circle the shape that has more.


Write the missing numbers:

1, 2, 3, _____, _____

Name: _____










Color



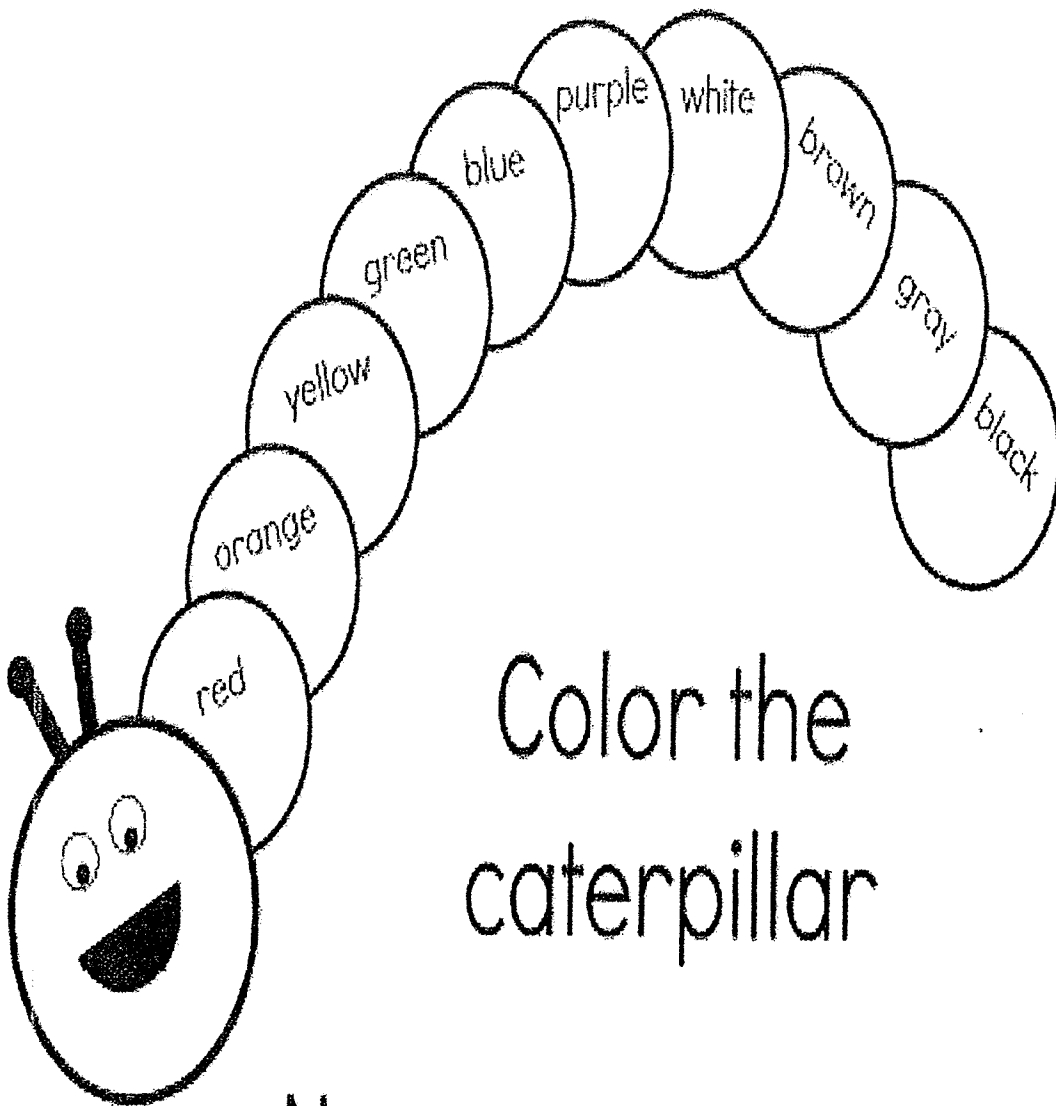
Trace



Write

Red 	not	not	_____
Orange 	not	not	_____
Yellow 	not	not	_____
Green 	not	not	_____
Blue 	not	not	_____
Purple 	not	not	_____
Black 	not	not	_____

© 2014 Tossin & The Teacher's Edge






Color the
caterpillar


Name _____

Name _____

Pumpkin Convoy

Beginning Sounds
(C, M, F)

 Color.  Cut. Match beginning sounds.  Glue.



©The Education Center, Inc. - ZooMama's Apples® (ECC1300) ©2014-2015

