



Name _____

7

Kindergarten Homework Remote Learning Packet

Week 7



Dear Educator,

My signature is proof that I have reviewed my scholar's work and supported him to the best of my ability to complete all assignments.


(Parent Signature)

(Date)

Parents please note that all academic are also available on our website at www.brighterchoice.org under the heading "Remote Learning." All academic packet assignments are mandatory and must be completed by all scholars.



Day # 1

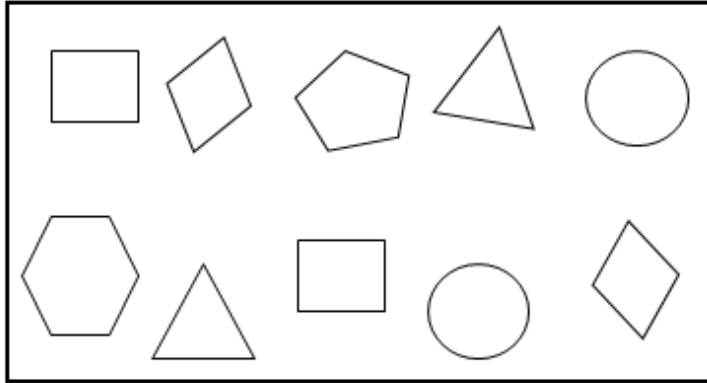


Name _____ Week 7 Day 1 Date: _____


BCCS-B

SUNY Cortland SUNY Morrisville

Color 9 shapes.




Color 9 shapes.



Draw 9 shapes.



Draw 9 shapes a different way.













Name _____ Week 7 Day 1 Date: _____



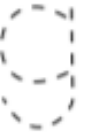




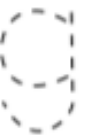
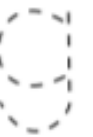

BCCS-B

SUNY Cortland SUNY Morrisville

Directions: Trace the letter **Gg**.

	
	<p>grapes</p>

Name _____ Week 7 Day 1 Date: _____

BCCS-B


SUNY Cortland SUNY Morrisville

Directions: Look at the first word on each line. Draw a circle around the word that is the same.

fat	one	fat	hut
bun	cup	dog	bun
little	leg	little	hit
in	it	on	in
on	and	on	no



Day # 2

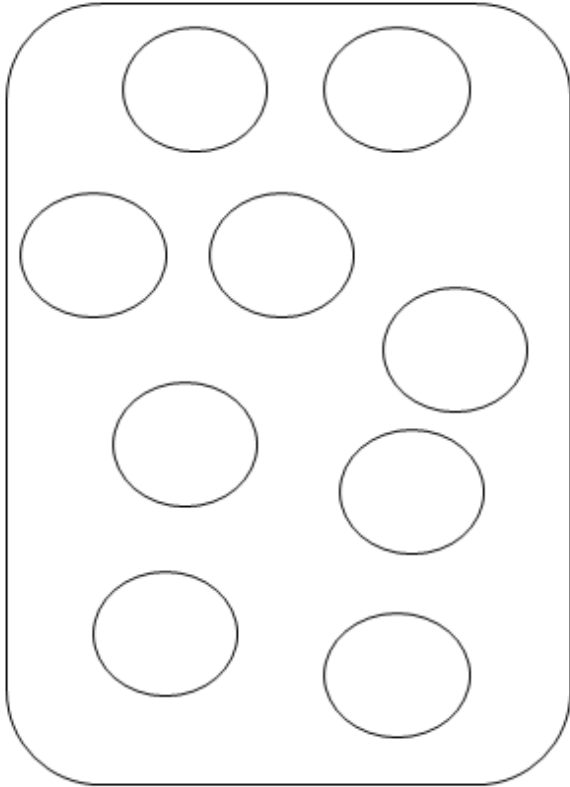


Name _____ Week 7 Day 2 Date: _____

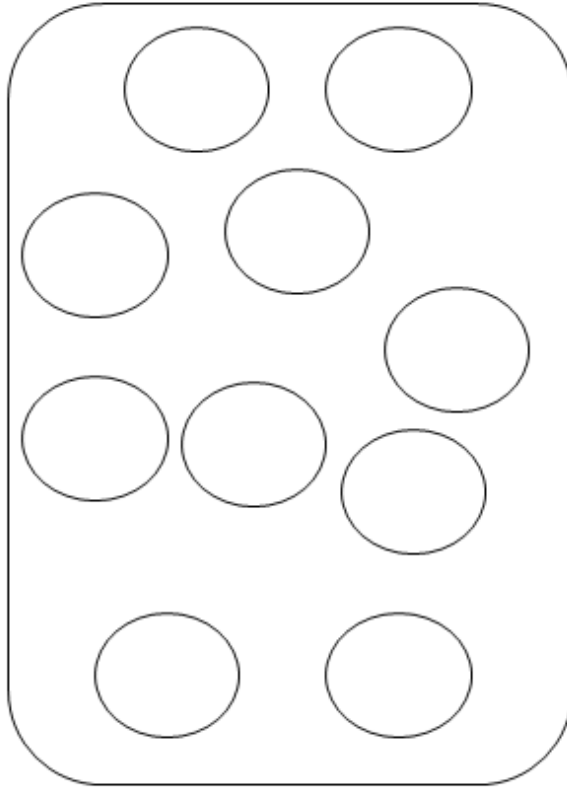
BCCS-B

SUNY Cortland SUNY Morrisville

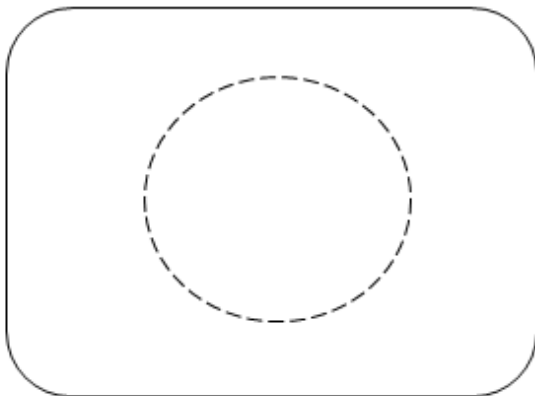
Number the circles from 1 to 9.




Color 9 circles.



Draw 9 beads on the bracelet.



Count. Write the number in the box.



Name _____ Week 7 Day 2 Date: _____

BCCS-B

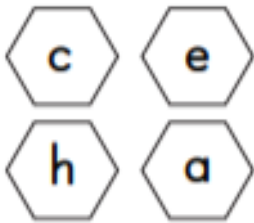

SUNY Cortland SUNY Morrisville

Directions: Trace, write and find the word **he**.

Color the Word.	Trace the Word.
he	he

Find and Circle the Word.

He is my brother. I saw when he jumped up. He is nice and friendly.	had she the he he he she he they
---------------------------------------------------------------------------	----------------------------------------

Connect the Letters.	Write the Word.
	

Write the Word in a Sentence.






I like when _____ sings to me.

Name _____ Week 7 Day 2 Date: _____

BCCS-B


SUNY Cortland SUNY Morrisville

Directions: Draw a line to match the upper and lower case letters to the right pictures.

a		P
t		A
s		T
n		S
p		N



Day # 3

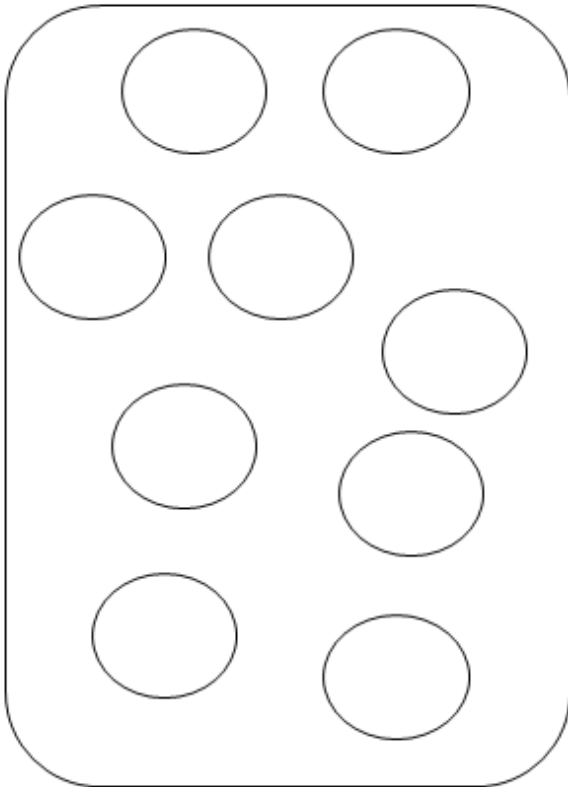


Name _____ Week 7 Day 3 Date: _____

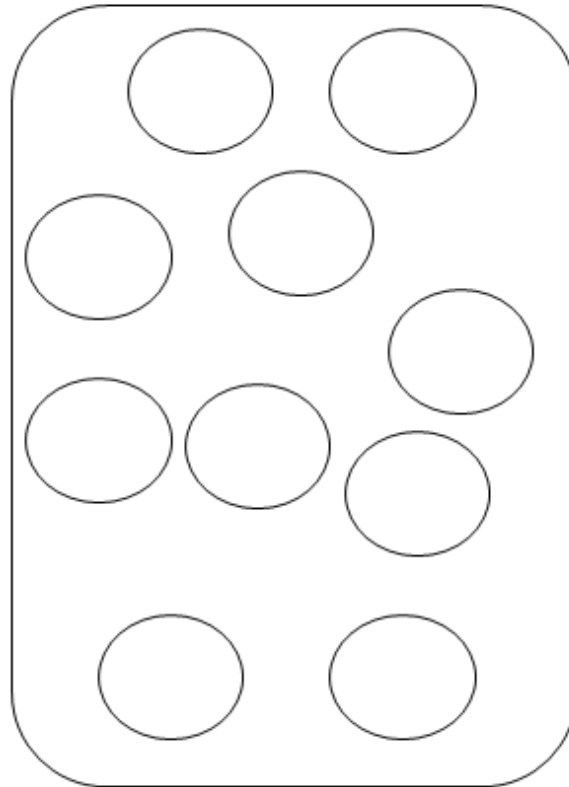
BCCS-B

SUNY Cortland SUNY Morrisville

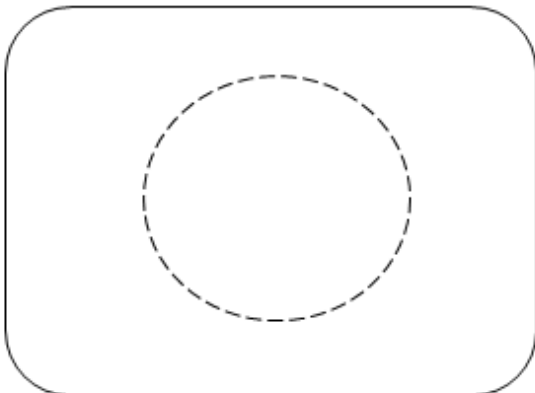
Number the circles from 1 to 9.




Color 9 circles.



Draw 9 beads on the bracelet.



Count. Write the number in the box.



Name _____ Week 7 Day 3 Date: _____

BCCS-B

SUNY Cortland SUNY Morrisville

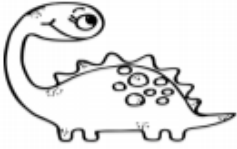







Directions: Trace and write the word in.

Name _____ Week 7 Day 3 Date: _____

BCCS-B


SUNY Cortland SUNY Morrisville

Directions: Color the beginning sounds for each picture.

 s r d	 t h r
 m n s	 r j h
 o p s	 n a v
 p n c	 k i t



Day # 4




Name _____ Week 7 Day 4 Date: _____


BCCS-B

SUNY Cortland SUNY Morrisville

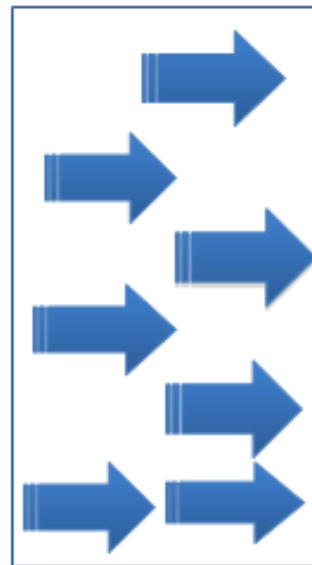
Directions: Draw 5 triangles in a row. Draw another 5 triangles in a row under them. How many triangles did you draw? Write the number in the box.



Write how many in the box.



Write how many in the box.



Name _____ Week 7 Day 4 Date: _____

BCCS-B

SUNY Cortland SUNY Morrisville

Directions: Trace and write the word **he**.

he he _____

he he _____

he he _____

he he _____

he he _____

Name _____ Week 7 Day 4 Date: _____

BCCS-B


SUNY Cortland SUNY Morrisville

Directions: Circle the matching lowercase letter in each row.

S	c	s	e	h
L	v	n	b	l
M	a	m	e	c
N	d	l	t	n
O	b	m	o	a
R	e	r	f	z
Q	h	q	b	o
P	v	a	o	p



Day # 5




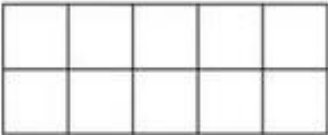

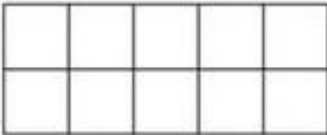

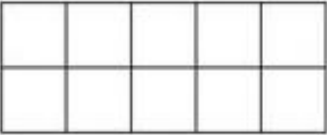

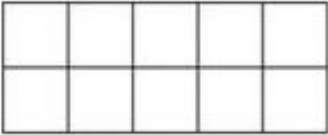

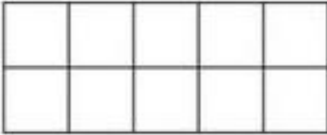

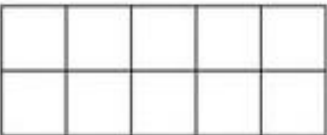

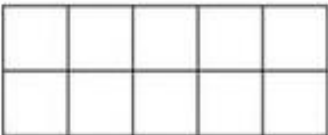

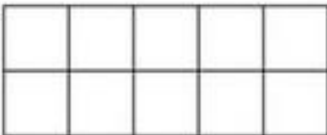


Name _____ Week 7 Day 5 Date: _____

BCCS-B

SUNY Cortland SUNY Morrisville

Directions: Fill in the ten frames to match the number on the apples.

Name _____ Week 7 Day 5 Date: _____

BCCS-B

SUNY Cortland SUNY Morrisville

Directions: Trace the words and finish the sentences.



I can _____

I can _____

I can _____

I can _____




I can _____

Name _____ Week 7 Day 5 Date: _____

BCCS-B

SUNY Cortland SUNY Morrisville

Directions: Write words that rhyme with the top picture. The words can be nonsense words.

 o e a e a e a e a e a e a	 r u n u n u n u n u n	 h o t o t o t o t o t
-------------------------------------------------------------------------------------------------------------------------------	------------------------------------------------------------------------------------------------------------------------	--------------------------------------------------------------------------------------------------------------------------



8

Name _____

Kindergarten Homework Remote Learning Packet

Week 8



Dear Educator,

My signature is proof that I have reviewed my scholar's work and supported him to the best of my ability to complete all assignments.


(Parent Signature)

(Date)

Parents please note that all academic are also available on our website at www.brighterchoice.org under the heading "Remote Learning." All academic packet assignments are mandatory and must be completed by all scholars.



Day # 1




Name _____ Week 8 Day 1 Date: _____

BCCS-B

SUNY Cortland SUNY Morrisville

Directions: Draw enough clouds to make 10.



Draw enough  to make 10.

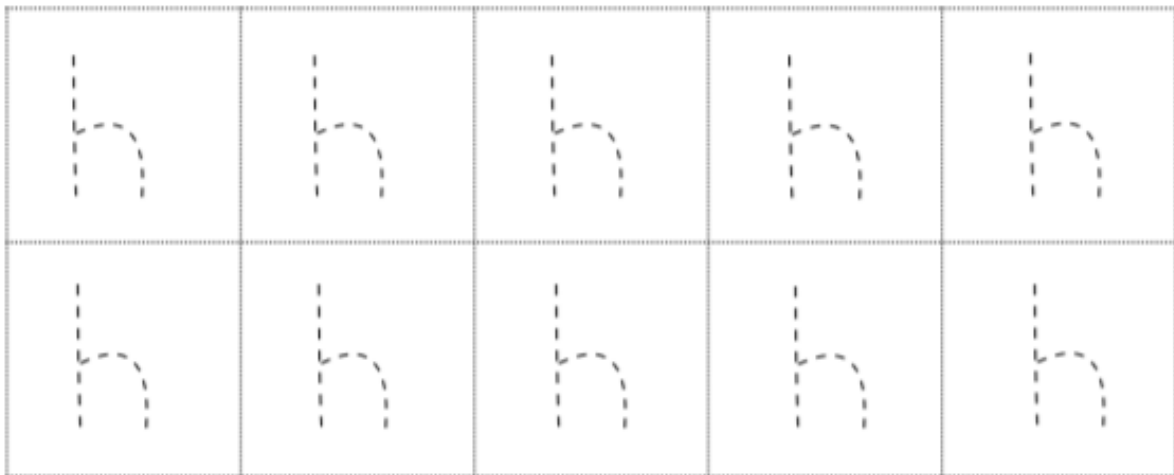
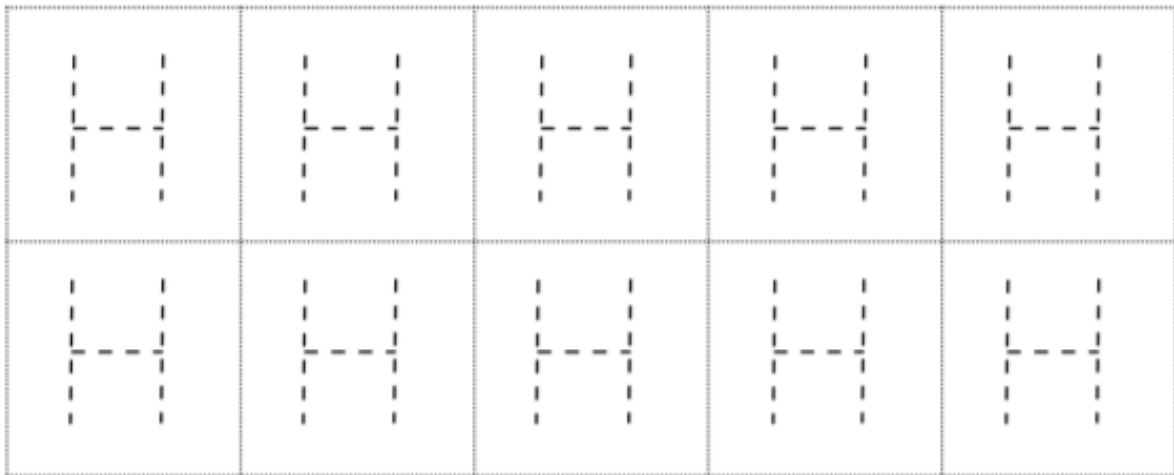


Name _____ Week 8 Day 1 Date: _____

BCCS-B

SUNY Cortland SUNY Morrisville

Directions: Trace the letter Hh.


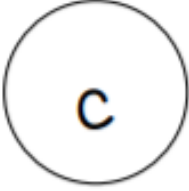

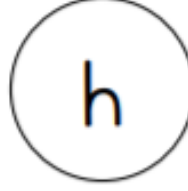


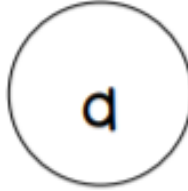
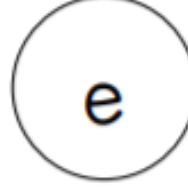


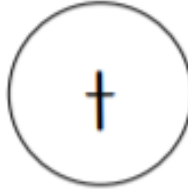
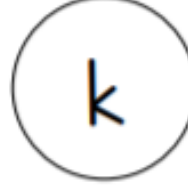

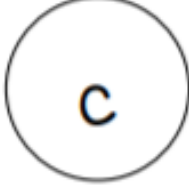
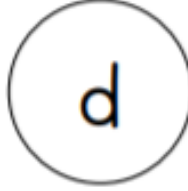
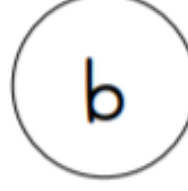

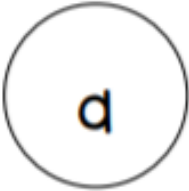

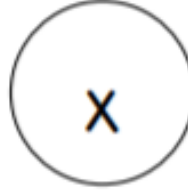


Name _____ Week 8 Day 1 Date: _____

BCCS-B


SUNY Cortland SUNY Morrisville

Directions: Color in the matching sound.



Day # 2



Name _____ Week 8 Day 2 Date: _____

BCCS-B

SUNY Cortland SUNY Morrisville

Make up a story about 10 things in your house. Draw a picture to go with your story. Be ready to share your story at school tomorrow.

Name _____ Week 8 Day 2 Date: _____

BCCS-B

SUNY Cortland SUNY Morrisville

Directions: Trace and write the word **it**.

it it _____

it it _____

it it _____

it it _____


it it _____

Name _____ Week 8 Day 2 Date: _____

BCCS-B


SUNY Cortland SUNY Morrisville

Directions: Color the matching letter the same color.





Day # 3



Name _____ Week 8 Day 3 Date: _____

BCCS-B

SUNY Cortland SUNY Morrisville

Directions: Trace and write numbers 1 to 20.

The image features a large, decorative frame with a scalloped border and several stars. Inside the frame, on the left side, are the numbers 1 through 20 written in a large, bubbly, outlined font. To the right of these numbers are four rows of handwriting practice lines. Each row consists of a solid top line, a dashed middle line, and a solid bottom line. The first row contains dashed numbers 1 through 10 for tracing. The second row contains dashed numbers 11 through 20. The third and fourth rows are empty for independent practice. Small decorative icons like a flower and a cloud are placed at the top of each row. Stars are scattered throughout the frame, including one at the top center and several along the right and bottom edges.

Name _____ Week 8 Day 3 Date: _____

BCCS-B

SUNY Cortland SUNY Morrisville

Directions: Trace and write the word **my**.

my my _____

my my _____

my my _____

my my _____













my my _____

Name _____ Week 8 Day 3 Date: _____

BCCS-B

SUNY Cortland SUNY Morrisville


Directions: Color the matching beginning sound.

		
c m	s a	t h
		
n w	b k	r f
		
j y	y g	p j
		
d f	s a	c d

The Printable Princess



Day # 4




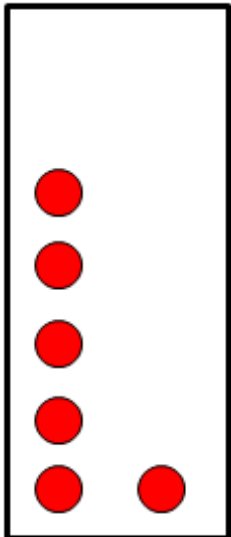







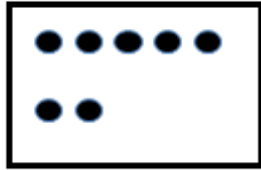



Name _____ Week 8 Day 4 Date: _____

BCCS-B

SUNY Cortland SUNY Morrisville

Directions: Count the dots. Write how many in the circle. Draw the same number of dots below the circle, but going up and down instead of across.












Name _____ Week 8 Day 4 Date: _____

BCCS-B

SUNY Cortland SUNY Morrisville


Directions: Write the beginning sound.

		
<input type="text"/> <input type="text"/> <input type="text"/>	<input type="text"/> <input type="text"/> <input type="text"/>	<input type="text"/> <input type="text"/> <input type="text"/>
		
<input type="text"/> <input type="text"/> <input type="text"/>	<input type="text"/> <input type="text"/> <input type="text"/>	<input type="text"/> <input type="text"/> <input type="text"/>
		
<input type="text"/> <input type="text"/> <input type="text"/>	<input type="text"/> <input type="text"/> <input type="text"/>	<input type="text"/> <input type="text"/> <input type="text"/>


Name _____ Week 8 Day 4 Date: _____

BCCS-B

SUNY Cortland SUNY Morrisville



or




Do you like hamburgers or pizza?

I like

because



Day # 5



Name _____ Week 8 Day 5 Date: _____

BCCS-B

SUNY Cortland SUNY Morrisville

Directions: Color the correct number of objects for each number.



Name _____ Week 8 Day 5 Date: _____

BCCS-B

SUNY Cortland SUNY Morrisville

Directions: Write your name with a pencil, crayon and a marker.

with a pencil




with a crayon



with a marker



in different colors



Name _____ Week 8 Day 5 Date: _____

BCCS-B

SUNY Cortland SUNY Morrisville

Directions: Fill in the missing sound and write the word on the line.



t

ab

tab



ab



ab



ab