

Kindergarten Math Remote Learning Packet

Week 7



Dear Educator,

My signature is proof that I have reviewed my scholar's work and supported him to the best of my ability to complete all assignments.


(Parent Signature)

(Date)

Parents please note that all academic are also available on our website at www.brighterchoice.org under the heading "Remote Learning." All academic packet assignments are mandatory and must be completed by all scholars.



Day # 1

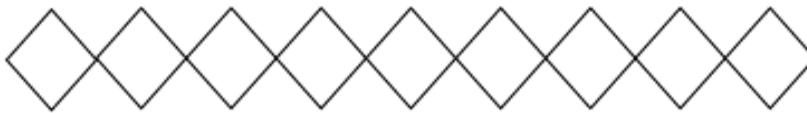


Module 1 Lesson 23 Problem Set

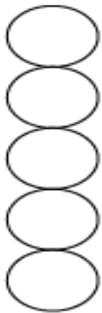
Color 5 ladybugs. Color the remaining ladybugs a different color.
Count all the ladybugs. Write how many in the box.



Color 5 diamonds. Color the remaining diamonds a different color.
Count all the diamonds. Write how many in the box.



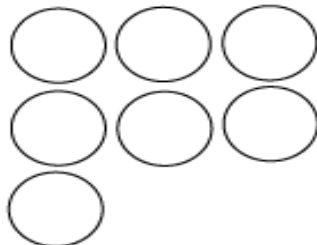
Draw 4 more circles.
Count all the circles.
Write how many in the box.



Make 9 dots. Circle a group of 5 dots.

A large empty rectangular box with a thick black border, intended for drawing 9 dots and circling a group of 5.

Draw 2 circles to finish the last row to make 9. Color to show the rows.
Write how many in the box.



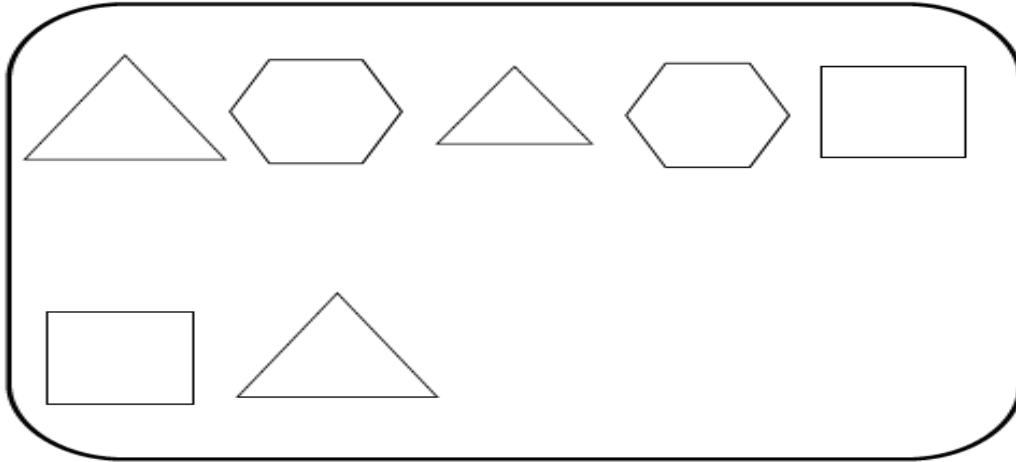
Name _____ Week 7 Day 1 Date: _____

BCCS-B

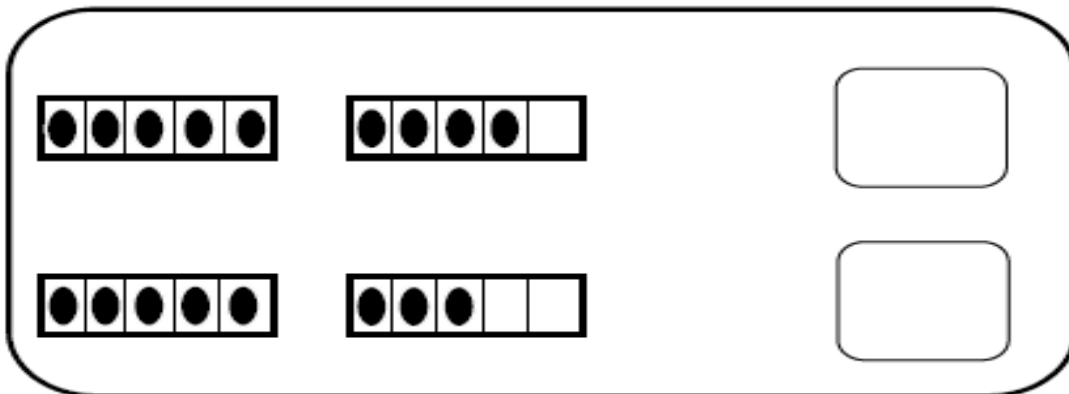
SUNY Cortland SUNY Morrisville

Module 1 Lesson 23 Exit Ticket

Color 5 shapes. Count how many shapes in all. Write the number in the box.



Count how many dots. Write the number in the box.





Day # 2





Name _____ Week 7 Day 2 Date: _____

BCCS-B

SUNY Cortland SUNY Morrisville

Module 1 Lesson 24 Practice Sheet

Directions: Write the number 9 in pencil on this paper.



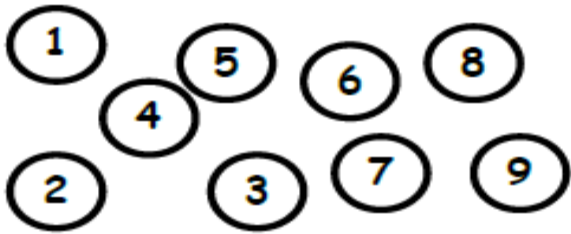
Color 9 happy faces.

Circle a different group of 9 happy faces.

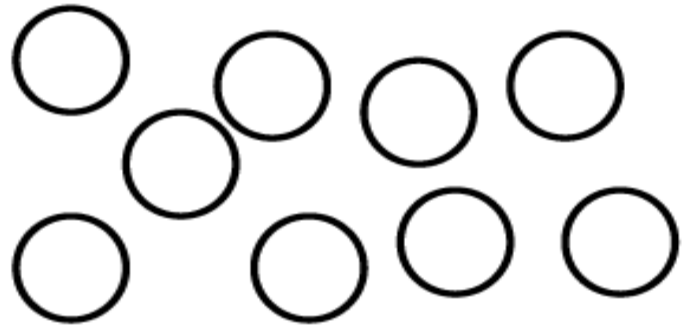


Module 1 Lesson 24 Problem Set

Draw lines to connect the circles starting at 1.




Number the dots 1-9 in a different way. Connect the circles with lines.




With your pencil, number the objects from 1 to 9 to show how you count the stars and objects. Write the total number of objects in the boxes.



Count the dots.
Write the number.



Draw more dots to make 9 in a circle.
Number the dots from 1 to 9.



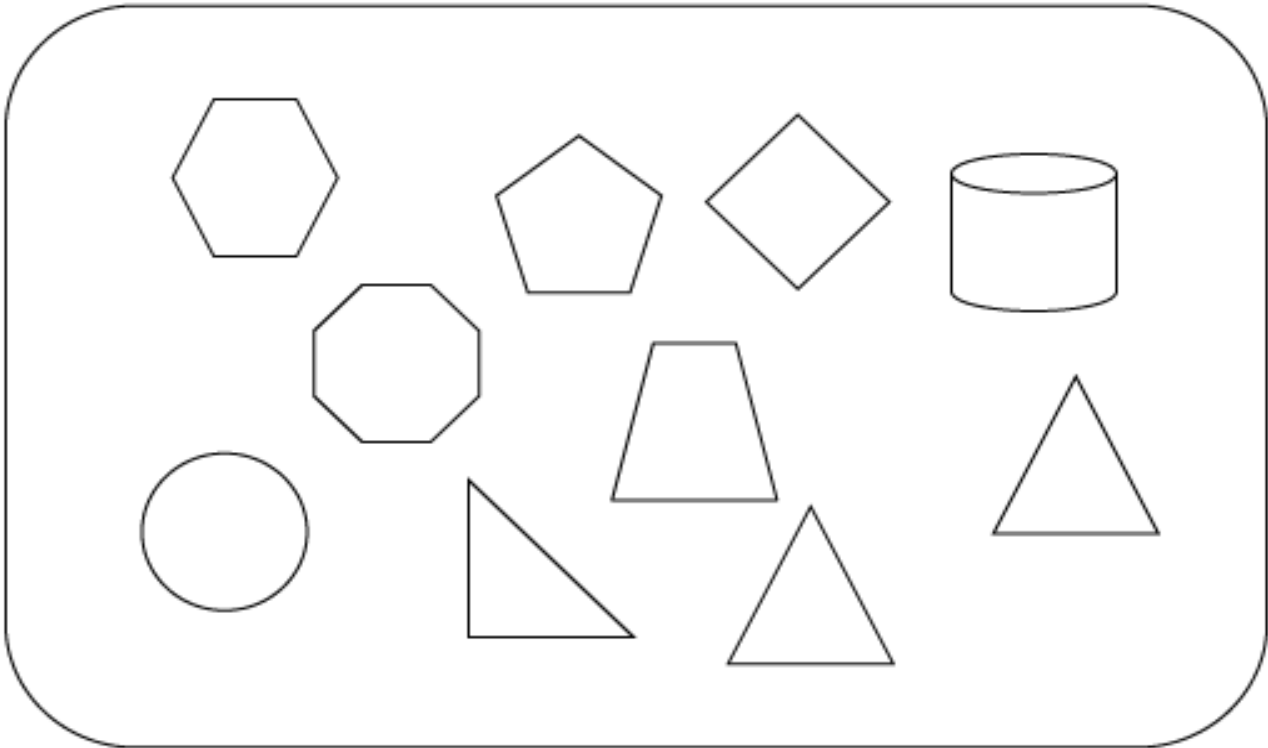
Name _____ Week 7 Day 2 Date: _____

BCCS-B


SUNY Cortland SUNY Morrisville

Module 1 Lesson 24 Exit Ticket

Color 9 shapes.




Draw 9 beans on the plate.



v



Day # 3





Module 1 Lesson 25 Problem Set



Color 5 ladybugs in a row. Color the remaining ladybugs a different color. Count all the ladybugs. Write how many in the box.





Color 5 circles. Then, draw 5 circles to the right. Count all the circles. Write how many in the box.



Color 5 circles. Then, draw 5 circles below. Count all the circles. Write how many in the box.



Color 5 circles. Draw 4 circles to finish the row. Color the bottom 5 a different color. Write how many circles in all in the box.




Name _____ Week 7 Day 3 Date: _____

BCCS-B

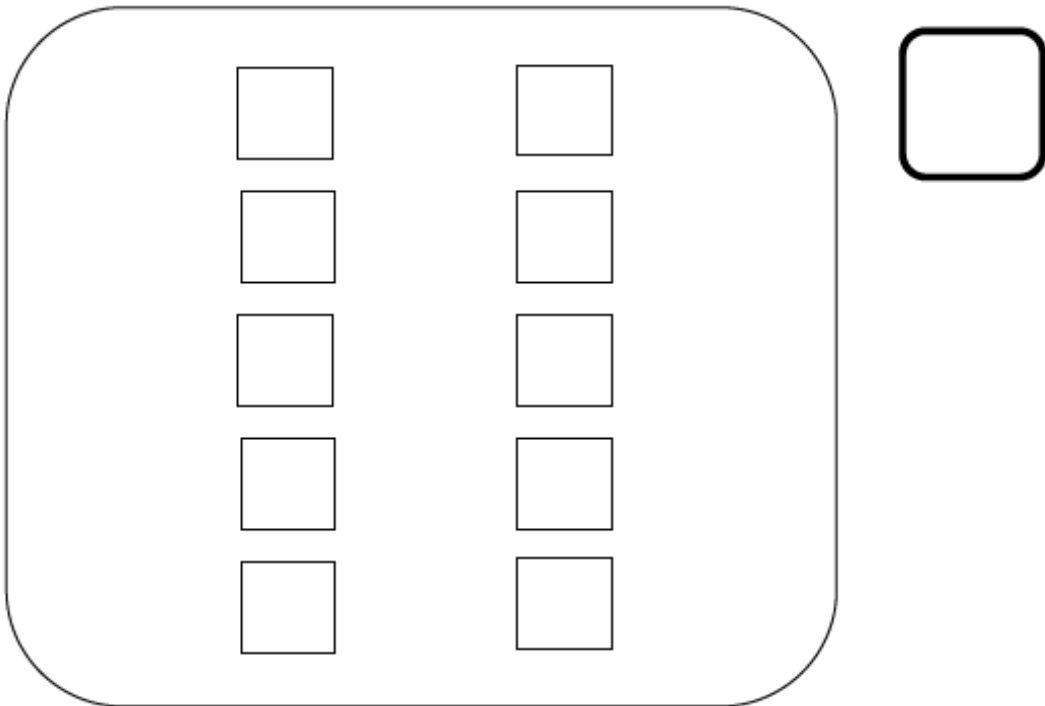
SUNY Cortland SUNY Morrisville

Module 1 Lesson 25 Exit Ticket

Draw 5 more circles. How many are there now? Write how many in the box.




Color 5 blocks blue. Color 5 blocks green. Write how many in the box.





Day # 4



Name _____ Week 7 Day 4 Date: _____

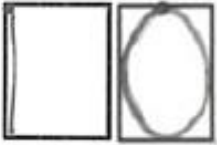
BCCS-B

SUNY Cortland SUNY Morrisville

Module 1 Lesson 26 Practice Sheet

Directions: Write the number 10 in pencil on this paper.







Module 1 Lesson 26 Problem Set

Draw 10 circles in a row. Color the first 5 yellow and the second 5 blue.
Write how many circles in the box.

Draw 5 circles in the gray part. Draw 5 circles in the white part.
Write how many circles in the box.


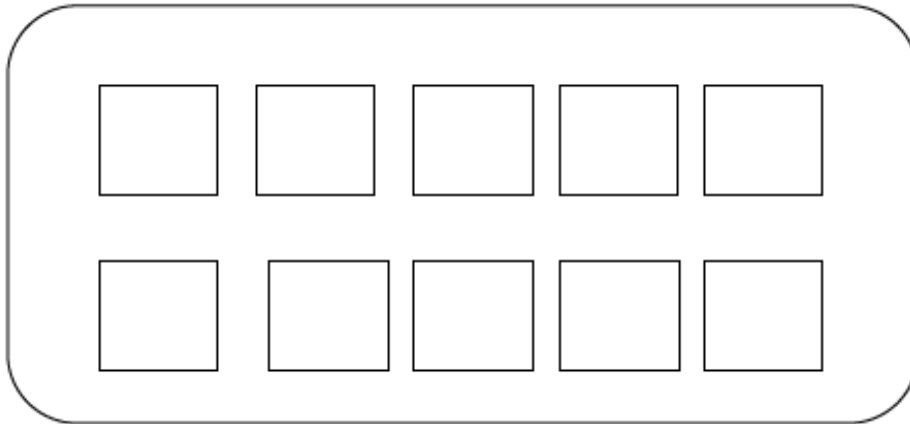
--	--

Draw two towers of 5 next to each other. Color 1 tower red and the other tower orange.
Circle groups of two.

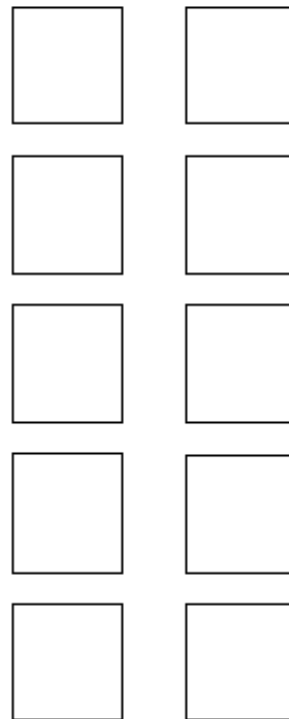

Draw a row of 5 cubes. Draw another row of 5. Count.
Write how many cubes.


Module 1 Lesson 26 Exit Ticket

Color 5 blocks red and 5 blocks green. How many blocks? Write how many in the box.



Color 5 blocks brown and 5 blocks yellow.
How many blocks?
Write how many in the box.





Name _____

Kindergarten Math Remote Learning Packet

Week 8



Dear Educator,

My signature is proof that I have reviewed my scholar's work and supported him to the best of my ability to complete all assignments.


(Parent Signature)

(Date)

Parents please note that all academic are also available on our website at www.brighterchoice.org under the heading "Remote Learning." All academic packet assignments are mandatory and must be completed by all scholars.



Day # 1



Module 1 Lesson 27 Problem Set

Count the shapes, and write how many. Color the shape you counted first.



Draw 10 things. Color 5 of them. Color 5 things a different color.

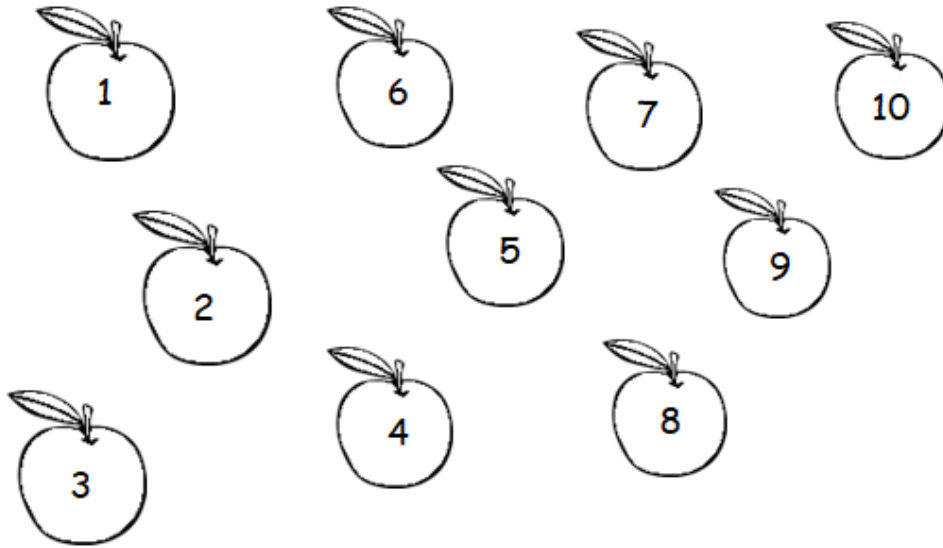


Draw 10 circles. Color 5 circles. Color 5 circles a different color.




Module 1 Lesson 27 Problem Set

Show how many apples by drawing a path between them as you count.



Write the numbers 1 to 10 in the apples a different way. When you count, draw a path connecting the apples.




Name _____ Week 8 Day 1 Date: _____

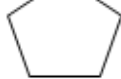
BCCS-B


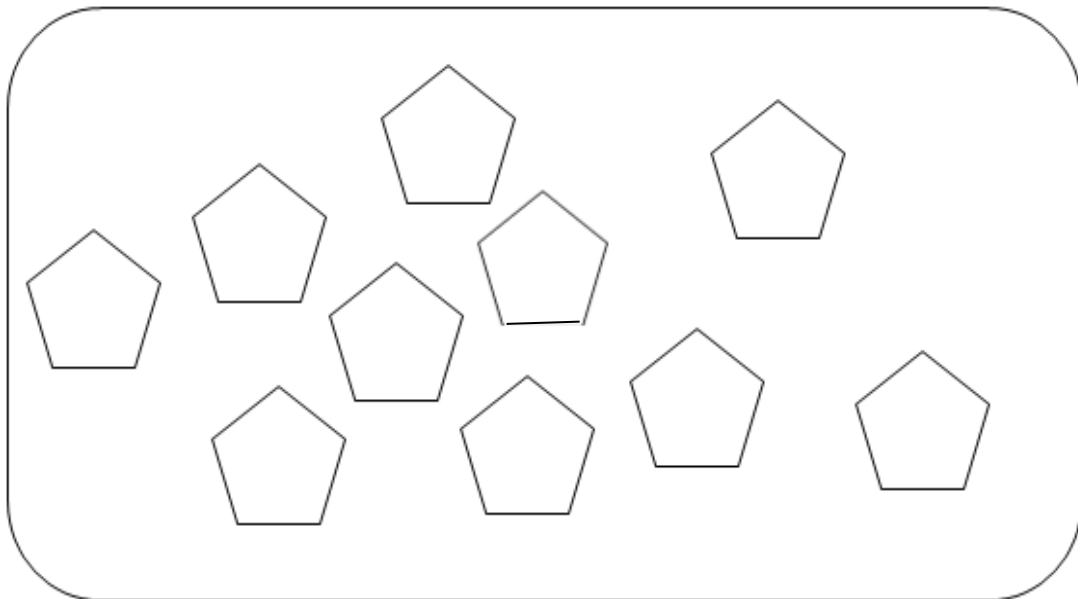
SUNY Cortland SUNY Morrisville

Module 1 Lesson 27 Exit Ticket

Draw 10 beads on the bracelet.




Count and write the numbers 1 to 10 in the  . Write how many in the box.





Day # 2




Module 1 Lesson 28 Problem Set

Listen to my stories. Color the pictures to show what is happening. Write how many in the box.


Bobby picked 4 red flowers. Then, he picked 2 purple flowers. How many flowers did Bobby pick?



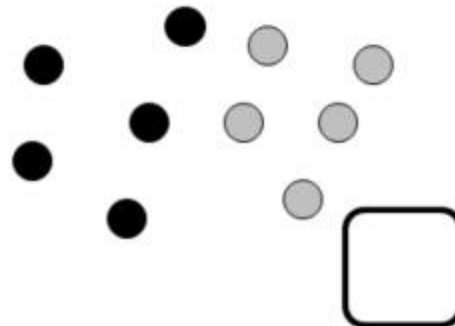
Janet went to the donut store. She bought 6 chocolate donuts and 3 strawberry donuts. How many donuts did she buy?



Some children were sitting in a circle. 4 of them were wearing green shirts. The rest were wearing yellow shirts. How many children were in the circle?



Jerry spilled his bag of marbles. Circle the group of grey marbles. Circle the group of black marbles. How many marbles were spilled?



Name _____ Week 8 Day 2 Date: _____

BCCS-B

SUNY Cortland SUNY Morrisville

Module 1 Lesson 28 Problem Set

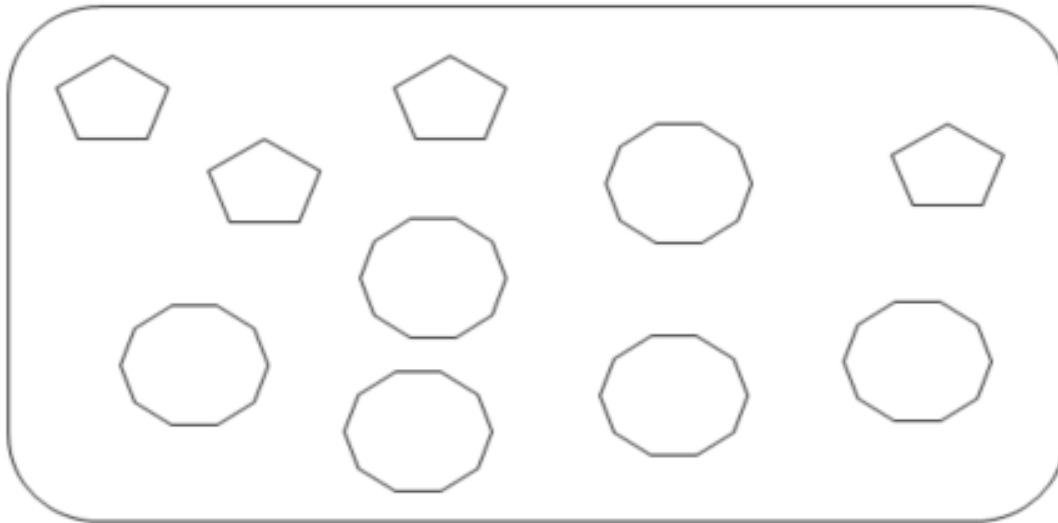
Make up a story about the bears. Color the bears to match the story.
Tell your story to a friend.



Make up a new story. Draw a picture to go with your story. Tell your story to a friend.

Module 1 Lesson 28 Exit Ticket

How many  ? Write how many in the box.



Draw 6 circles. Draw 4 triangles.
How many shapes did you draw? Write how many in the box.


A large empty rounded rectangular box intended for drawing 6 circles and 4 triangles.



Veteran's Day- NO SCHOOL


















Day # 4



Module 1 Lesson 29 Problem Set

Count the dots. Write how many in the circle. Draw the same number of dots below the circle, but going up and down instead of across. The number 4 has been done for you.

Module 1 Lesson 29 Problem Set


Count the balloons. Draw 1 more balloon. Count and write how many balloons.



Count the basketballs. Draw 1 more basketball. Count and write how many basketballs.



Count the balloons. Draw 1 more balloon. Count and write how many balloons.



Count the basketballs. Draw 1 more basketball. Count and write how many basketballs.



Name _____ Week 8 Day 4 Date: _____

BCCS-B

SUNY Cortland SUNY Morrisville

Module 1 Lesson 29 Exit Ticket

Fill in the missing numbers.

1	2			5
---	---	--	--	---

6		8	9	
---	--	---	---	--
